Expansion of Hong Kong International Airport into a Three-Runway System

Baseline Monitoring Report (Version 1)

December 2015

Airport Authority Hong Kong

Expansion of Hong Kong International Airport into a Three-Runway System

Baseline Monitoring Report (Version 1)

December 2015

Airport Authority Hong Kong

HKIA Tower, 1 Sky Plaza Road, Hong Kong International Airport, Lantau, Hong Kong

Mott MacDonald, 20/F AIA Kowloon Tower, Landmark East, 100 How Ming Street, Kwun Tong, Kowloon, Hong Kong
T +852 2828 5757 **F** +852 2827 1823 w **W** www.mottmac.com

This Baseline Monitoring Report has been reviewed and certified by the Environmental Team Leader (ETL) in accordance with Condition 3.4 of Environmental Permit No. EP-489/2014.

Certified by:

Terence Kong
Environmental Team Leader (ETL)
Mott MacDonald Hong Kong Limited

Date 14 December 2015

AECOM
8/F, Grand Central Plaza, Tower 2,
138 Shatin Rural Committee Road,
Shatin, Hong Kong
香港新界沙田鄉事會路 138 號新城
市中央廣場第 2 座 8 樓
www.aecom.com

+852 3922 9000 tel
+852 2317 7609 fax

Our Ref : 60440482/C/JCHL151214

By Email

Airport Authority Hong Kong
HKIA Tower, 1 Sky Plaza Road
Hong Kong International Airport
Lantau, Hong Kong

Attn: Mr. Eden Ngan, Senior Manager

14 December 2015

Dear Sir,

Contract No. 3102
3RS Independent Environmental Checker Consultancy Services

Baseline Monitoring Report for Land-based Construction Works

Reference is made to the Environmental Team's submission of Baseline Monitoring Report for Land-based Construction Works (Ver. 1_2.1) under Condition 3.4 of the Environmental Permit No. EP-489/2014 certified by the ET Leader on 14 December 2015, which is sent to us by e-mail on the same day.

We would like to inform you that we have no further comment on the captioned submission. Therefore we write to verify the captioned submission in accordance with the requirement stipulated in Condition 1.9 of EP-489/2014.

Should you have any query, please feel free to contact our Isabella Yeung at 3922 9348 or the undersigned at 3922 9376.

Yours faithfully,
AECOM Asia Co. Ltd.



Jackel Law
Independent Environmental Checker

Contents

Chapter	Title	Page
Executive Summary		i
1	Introduction	1
1.1	Background	1
1.2	Project Description	1
1.3	Purpose of this Report	1
1.4	Pre-construction Egretry Survey	2
1.5	Structure of the Report	2
2	Air Quality	3
2.1	Monitoring Requirements	3
2.2	Monitoring Equipment	3
2.3	Monitoring Parameters, Frequency and Duration	3
2.4	Monitoring Locations	3
2.5	Monitoring Methodology	4
2.6	Weather Condition	4
2.7	Results and Observations	5
2.8	Action and Limit Levels	5
2.9	Event and Action Plan	6
3	Noise Monitoring	7
3.1	Monitoring Requirements	7
3.2	Monitoring Equipment	7
3.3	Monitoring Parameters, Frequency and Duration	7
3.4	Monitoring Stations	8
3.5	Monitoring Methodology	8
3.6	Results and Observations	9
3.7	Action and Limit Levels	10
3.8	Event and Action Plan	10
4	Landscape and Visual	11
4.1	Introduction	11
4.2	Monitoring requirements	11
4.3	Baseline Monitoring Methodology	11
4.4	Monitoring Results	12
4.5	Conclusion	22
5	Conclusions	23

Tables

Table 2.1:	Air Quality Monitoring Equipment	3
Table 2.2:	Air Quality Monitoring Parameters, Frequency and Duration	3
Table 2.3:	Summary of Average Baseline Air Quality Monitoring Results	5
Table 2.4:	Summary of Average Baseline Air Quality Monitoring Results	5

Table 2.5: Action and Limit Levels for 1-hour TSP 6
Table 3.1: Noise Monitoring Equipment 7
Table 3.2: Noise Monitoring Parameters, Period and Frequency 7
Table 3.3: Baseline Noise Monitoring Period 8
Table 3.4: Locations of Noise Monitoring Stations 8
Table 3.5: Summary of Baseline Daytime Noise Monitoring Results 9
Table 3.6: Action and Limit Levels for Construction Noise 10

Figures

Figure 2.1 Air Quality Monitoring Locations (Construction)
Figure 3.1 Noise Monitoring Stations (Construction)

Figure 5.1 Location of Landscape and Visual Baseline Monitoring
Figure 5.2 Location of Vegetation Types on Sheung Sha Chau Island
Figure 5.3 Location of Vegetation Types on Airport Island
Figure 5.4 Location of Viewpoints
Figure 5.5 Updated baseline view of Viewpoint 1 – view from Castle Peak
Figure 5.6 Updated baseline view of Viewpoint 2 – view from Miami Beach Towers
Figure 5.7 Updated baseline view of Viewpoint 3 – view from Marriott Hotel
Figure 5.8 Updated baseline view of Viewpoint 4 – view from Caribbean Coast
Figure 5.9 Updated baseline view of Viewpoint 5 – view from Ngong Ping 360
Figure 5.10 Updated baseline view of Viewpoint 6 – view from Lantau hiking trail
Figure 5.11 Updated baseline view of Viewpoint 7 – view from Golden Beach
Figure 5.12 Updated baseline view of Viewpoint 8 – view from St. Stephen's Tai O Family Buildings
Figure 5.13 Updated baseline view of Viewpoint 9 – view from potential recreational users of future Tung Chung East development
Figure 5.14: Updated baseline view of Viewpoint 10 – view from Fu Shan in Tai O

Appendices

Appendix 1.1 The Construction Programme of horizontal directional drilling (HDD)

Appendix 2.1 Calibration Certificates
Appendix 2.2 Baseline Air Quality Monitoring Results
Appendix 2.3 Wind data from Hong Kong Observatory Weather Station (Chek Lap Kok Station)

Appendix 3.1 Baseline Noise Monitoring Results

Appendix 5.1 Landscape Resources and Landscape Character Area Maps in the Approved EIA Report
Appendix 5.2 Representative Photographs of Vegetation Types
Appendix 5.3 Photographs showing the Landscape Character of the Site Area

Executive Summary

An Environmental Permit (Permit No.: EP-489/2014) for the construction and operation of the "Expansion of Hong Kong International Airport into a Three-Runway System" (the project) was granted by the Environmental Protection Department (EPD) on 7 November 2014.

Mott MacDonald Hong Kong Limited (MMHK) was commissioned by the Airport Authority Hong Kong (AAHK) to undertake the role of Environmental Team (ET) for carrying out the environmental monitoring and audit (EM&A) works of the project.

This Baseline Monitoring Report is submitted to fulfil Condition 3.4 of the Environmental Permit No. EP-489/2014 issued pertaining to this designated project. Given that all marine-based construction works will only commence after the completion of the gazettal process required under the Foreshore and Sea-bed (Reclamations) Ordinance, this Report only presents the baseline monitoring results for the environmental aspects that are relevant to the land-based construction works. These include the baseline monitoring results on air quality, noise and the landscape and visual aspects. The baseline monitoring work covering Chinese White Dolphin, water quality and the coral aspects will be reported in a separate Baseline Monitoring Report before the commencement of any marine works.

Baseline Air Quality Monitoring

Baseline 1-hour TSP monitoring was conducted for 14 consecutive days between 6 November 2015 and 27 November 2015 at two air quality monitoring stations. The Action Levels for 1-hr TSP during impact monitoring are established based on the measured baseline TSP levels for assessing the impact and compliance during the construction of the Project. The summary table of action and limit levels of 1-hour TSP at AR1A and AR2 are presented in **Table I**.

Table I: Action and Limit Levels for 1-hour TSP

Monitoring Station	Action Level ($\mu g/m^3$)	Limit Level($\mu g/m^3$)
AR1A- Man Tung Road Park(1)	306	500
AR2- Village House at Tin Sum	298	

Note: (1) alternative air quality monitoring location

Baseline Noise Monitoring

The monitoring was carried out for a period of two weeks between 6 November 2015 and 27 November 2015 at six noise monitoring stations. The dominant sources of background noise were aircraft noise at NM2*, NM3A, NM5 and NM6, road traffic noise at NM1A, and student activities at NM4. Action and Limit Levels for construction noise shall follow the levels as defined in the updated EM&A Manual.

Baseline Landscape and Visual

The landscape and visual baseline monitoring were conducted on 28 August 2015, 13 October 2015 and 19 November 2015 with reference to the Landscape Resources and Landscape Character Area maps in the approved EIA Report (AEIAR-185/2014). It is concluded that the landscape and visual baseline condition within the Project site boundary is very similar to that identified in the EIA stage. The landscape and visual impact assessment in the approved EIA Report (AEIAR-185/2014) is still valid.

1 Introduction

1.1 Background

On 7 November 2014, the Environment Impact Assessment (EIA) Report (Register No.: AEIAR-185/2014) for the "Expansion of Hong Kong International Airport into a Three-Runway System" (the project) was approved and an Environmental Permit (EP) (Permit No.: EP-489/2014) was issued for the construction and operation of the project.

Mott MacDonald Hong Kong Limited (MMHK) was commissioned by the Airport Authority Hong Kong (AAHK) to serve as the project's Environmental Team (ET) for carrying out the environmental monitoring and audit (EM&A) works of the project.

1.2 Project Description

The project covers the expansion of the existing airport into a three-runway system (3RS) with key project components comprising land formation of about 650 ha and all associated facilities and infrastructure including taxiways, aprons, aircraft stands, a passenger concourse, an expanded Terminal 2, all related airside and landside works and associated ancillary and supporting facilities. The existing submarine aviation fuel pipelines and submarine power cables also require diversion as part of the works.

Construction will proceed in the general order of diversion of the submarine aviation fuel pipelines, diversion of the submarine power cables, land formation, and construction of infrastructure, followed by construction of superstructures.

The land-based construction works of horizontal directional drilling (HDD) for diversion of the submarine aviation fuel pipelines are planned to commence on 28 December 2015 on the airport island. The construction programme of HDD is provided in **Appendix 1.1.**

All marine works, including the submarine power cable diversion and land formation, will commence only after completion of the gazettal process required under the Foreshore and Sea-bed (Reclamations) Ordinance (FSRO).

1.3 Purpose of this Report

This Baseline Monitoring Report is submitted to fulfil Condition 3.4 of the EP and the baseline monitoring has been undertaken based on the approach and methodology presented in the updated EM&A Manual.

Given that all marine-based construction works will only commence after the completion of the FSRO gazettal process, this Baseline Monitoring Report only presents the baseline monitoring results for the environmental aspects that are relevant to the land-based construction works. These include the baseline monitoring results on air quality, noise obtained from two weeks of monitoring undertaken in November 2015, and also the results of landscape and visual baseline monitoring conducted on 28 August 2015, 13 October 2015 and 19 November 2015. The baseline monitoring work covering Chinese White Dolphin, water quality and the coral aspects will be reported in a separate Baseline Monitoring Report before the commencement of any marine works.

1.4 Pre-construction Egretry Survey

A pre-construction egretry survey has also been undertaken between April 2015 and July 2015 in accordance with the recommendation of the approved EIA Report and the updated EM&A Manual and findings will be presented in a separate Egretry Survey Plan to be submitted to EPD separately for approval in accordance with EP Condition 2.14.

1.5 Structure of the Report

The structure of the report is as follows:

- Section 1 Introduction - presents the project background, purpose and structure of this baseline monitoring report;
- Section 2 Air Quality - presents the monitoring requirements, methodology, and results on baseline air quality monitoring;
- Section 3 Noise - presented the monitoring requirements, methodology and results on baseline noise monitoring;
- Section 4 Landscape and Visual - presents the baseline monitoring methodology and results for the landscape and visual aspects.

2 Air Quality

2.1 Monitoring Requirements

In accordance with the updated EM&A Manual, baseline 1-hour Total Suspended Particulate (TSP) levels at the air quality monitoring stations are to be established before commencement of construction works for the project. Baseline 1-hour TSP monitoring was conducted for 14 consecutive days at each of the air quality monitoring stations.

2.2 Monitoring Equipment

Portable direct reading dust meters were used to carry out the 1-hour TSP monitoring. Details of the brand and model of the equipment are given in **Table 2.1**

Table 2.1: Air Quality Monitoring Equipment

Equipment	Brand and Model	Quantity
Portable direct reading dust meter	Sibata Digital Dust Monitor (Model No. LD-3B)	2

The 1-hour TSP meters were calibrated at 1-year intervals against a Tisch Environmental Mass Flow Controlled Total Suspended Particulate (TSP) High Volume Air Sampler. Calibration certificates of the Laser Dust Monitors used in the baseline monitoring are provided in **Appendix 2.1**.

2.3 Monitoring Parameters, Frequency and Duration

Table 2.2 summarises the monitoring parameters, frequency and duration of the baseline TSP monitoring.

Table 2.2: Air Quality Monitoring Parameters, Frequency and Duration

Monitoring Stations	Parameter	Frequency and Duration	Monitoring Period
AR1A - Man Tung Road Park(1)	1-hour TSP	3 times a day, for 14 consecutive days	14 November 2015 to 27 November 2015
AR2 - Village House at Tin Sum			6 November 2015 to 19 November 2015

Note: (1) alternative monitoring location

2.4 Monitoring Locations

Two monitoring stations, AR1A - Man Tung Road Park and AR2 - Village House at Tin Sum have been proposed and described in the updated EM&A Manual. Locations of the monitoring stations are shown in **Figure 2.1.** As already explained in Section 2.1.5 of the updated EM&A Manual, AR1A is an alternative monitoring station agreed with EPD, the IEC and AAHK as access could not be obtained at the originally monitoring station AR1 proposed at Block 1 of Seaview Crescent.

2.5 Monitoring Methodology

2.5.1.1 Portable Direct Reading Dust Meter

Portable direct reading dust meter has been commonly used for measuring 1-hr TSP levels in a number of designated projects of major infrastructure works. The instrument is capable to provide comparable monitoring results as that provided by a high volume sampler. A proposal of using portable direct reading dust meter in undertaking the EM&A for the 3RS project was submitted to and agreed by the IEC in accordance with the provision and requirements set out in Section 2.1.3.5 of the updated EM&A Manual.

The available calibration data as presented in **Appendix 2.1** have shown that the portable direct reading dust meter is capable of providing comparable results with that provided by a High Volume Sampler (HVS), and with the benefits of allowing prompt and direct results for the EM&A works. The portable direct reading dust meters will be calibrated every year against HVS to check the validity and accuracy of the results measured by direct reading method.

2.5.1.2 Measuring Procedures

The measuring procedures of the 1-hour dust meter were in accordance with the Manufacturer's Instruction Manual and these are summarised below:

1. Turn the power on.
2. Close the air collecting opening cover.
3. Push the "TIME SETTING" switch to [BG].
4. Push "START/STOP" switch to perform background measurement for 6 seconds.
5. Turn the knob at SENSI ADJ position to insert the light scattering plate.
6. Leave the equipment for 1 minute upon "SPAN CHECK" is indicated in the display.
7. Push "START/STOP" switch to perform automatic sensitivity adjustment. This measurement takes 1 minute.
8. Pull out the knob and return it to MEASURE position.
9. Push the "TIME SETTING" switch the time set in the display to 3 hours.
10. Lower down the air collection opening cover.
11. Push "START/STOP" switch to start measurement.

2.6 Weather Condition

There is an existing wind station (i.e., the Chek Lap Kok Wind Station) operating on the airport island. The Chek Lap Kok Wind Station is located near the existing Northern Runway of Hong Kong International Airport. Data recorded at the Chek Lap Kok Wind Station is used for routine weather reporting in the existing airport operation and therefore is considered to be a very reliable source for the wind data. It is considered that representative wind data obtained at the existing Chek Lap Kok Wind Station can be relied upon in undertaking the construction phase air quality monitoring programme for the 3RS project.

The proposed use of the existing wind data from Chek Lap Kok Wind Station operated by Hong Kong Observatory (HKO) for wind data collection instead of setting up wind sensor on mast near the monitoring stations was submitted and agreed by IEC, and AAHK's approval was also obtained in accordance with the the provision and requirements set out in Section 2.1.3.7 of the updated EM&A Manual.

2.7 Results and Observations

The baseline air quality monitoring results are summarized in **Table 2.3**. Detailed 1-hour TSP monitoring results are presented in **Appendix 2.2.**

Table 2.3: Summary of Average Baseline Air Quality Monitoring Results

Monitoring Station	Average 1-hour TSP Concentration (Range in brackets) (µg/m^3)
AR1A- Man Tung Road Park(1)	87 (21- 326)
AR2- Village House at Tin Sum	74 (21- 242)

Note: (1) alternative monitoring location

General meteorological conditions throughout the baseline monitoring period were recorded. Wind data for each day during the baseline monitoring period including wind speed and wind direction was collected from the Chek Lap Kok Wind Station. The collected data are presented in **Appendix 2.3.**

As no project-related activities have commenced yet when the baseline air quality monitoring were carried out, the baseline air quality monitoring results obtained are considered representative of the ambient air quality conditions prior to the commencement of construction works for the project.

2.8 Action and Limit Levels

The 1-hour TSP monitoring results at the two monitoring locations were below the Limit Level set out in the updated EM&A Manual. The Action Levels and Limit levels for air quality impact monitoring have been set in accordance with the derivation criteria specified in the updated EM&A Manual. These are reproduced in **Table 2.4**.

Table 2.4: Summary of Average Baseline Air Quality Monitoring Results

Monitoring Station	Average 1-hour TSP Concentration (Range in brackets) (µg/m^3)	Limit Level
1-hour TSP Level in µg/m^3	• For baseline level < 384 µg/m^3, Action level = (Baseline level x 1.3 + Limit level)/2 • For baseline level > 384 µg/m^3, Action level = Limit level	500

Following the criteria shown in the above table, the Action Levels and Limit Levels for 1-hour TSP for the monitoring stations have been derived and these are presented in **Table 2.5**.

Table 2.5: Action and Limit Levels for 1-hour TSP

Monitoring Station	Action Level (µg/m^3)	Limit Level(µg/m^3)
AR1A- Man Tung Road Park(1)	306	500
AR2- Village House at Tin Sum	298	

Note: (1) alternative monitoring location

2.9 Event and Action Plan

Should non-compliance of the air quality criteria occur, the Event and Action Plan as presented in Table 2-3 of the updated EM&A Manual should be followed.

3 Noise Monitoring

3.1 Monitoring Requirements

In accordance with the updated EM&A Manual, baseline noise monitoring has been carried out prior to the commencement of construction works of the project. Continuous baseline noise monitoring for the A-weighted levels L_{eq}, L_{10} and L_{90} were carried out daily for a period of two weeks at each of the noise monitoring stations.

3.2 Monitoring Equipment

Integrating Sound Level Meters were used in the baseline noise monitoring. They were the Type 1 sound level meter capable of giving a continuous readout of the noise level readings including equivalent continuous sound pressure level (L_{Aeq}) and percentile sound pressure level (L_x). They complied with International Electrotechnical Commission Publications 651:1979 (Type 1) and 804:1985 (Type 1). **Table 3.1** summarizes the noise monitoring equipment model used in the noise monitoring.

Table 3.1: Noise Monitoring Equipment

Monitoring Locations	Equipment Model	
	Integrating Sound Level Meter	Calibrator
NM1A - Man Tung Road Park(1)	B&K 2238 (Serial No.2808432)	B&K4231 (Serial No.3004068)
NM2* - Tung Chung Battery(1)	B&K 2250-L (Serial No.3004555)	
NM3A - Site Office(1)	B&K 2238 (Serial No.2800932)	
NM4 - Ching Chung Hau Po Woon Primary School	B&K 2238 (Serial No.2381580)	
NM5 - Village House at Tin Sum	B&K 2238 (Serial No.2684503)	
NM6 - House No.1, Sha Lo Wan	B&K 2250-L (Serial No.2675655)	

Note: (1) alternative monitoring location

3.3 Monitoring Parameters, Frequency and Duration

Table 3.2 summarizes the monitoring parameters, frequency and duration of the baseline noise monitoring. The baseline noise in A-weighted levels L_{eq}, L_{10} and L_{90} were recorded in a 5-minute interval between 0700-1900 during the 14-day monitoring period at each of the noise monitoring stations and the Leq(30mins) noise levels were calculated accordingly for each 30-minute interval. The baseline noise monitoring period is set out in **Table 3.3.**

Table 3.2: Noise Monitoring Parameters, Period and Frequency

Time Period	Parameters
Daytime on normal weekdays (0700-1900 hrs)	$L_{eq(5\ mins)}$, $L_{10(5\ mins)}$ and $L_{90(5\ mins)}$

Table 3.3: Baseline Noise Monitoring Period

Monitoring Stations	Baseline Monitoring Period
NM1A - Man Tung Road Park(1)	13 November 2015 to 27 November 2015
NM2* - Tung Chung Battery(1)	12 November 2015 to 26 November 2015
NM3A - Site Office(1)	9 November 2015 to 23 November 2015
NM4 - Ching Chung Hau Po Woon Primary School	6 November 2015 to 20 November 2015
NM5 - Village House at Tin Sum	7 November 2015 to 21 November 2015
NM6 - House No.1, Sha Lo Wan	11 November 2015 to 25 November 2015

Note: (1) alternative monitoring location

3.4 Monitoring Stations

Baseline noise monitoring has been undertaken at six monitoring stations as proposed in the updated EM&A Manual. The locations of the monitoring stations are shown in **Figure 3.1**. As already explained in Section 4.3.3 of the updated EMA Manual, NM1A, NM2*, NM3A are alternative monitoring stations agreed with EPD, the IEC and AAHK as access could not be obtained at the original monitoring stations NM1 proposed at Block 1 of Seaview Crescent, NM2 on reclaimed land and NM3 at Ho Yu College.

Table 3.4: Locations of Noise Monitoring Stations

Monitoring Stations	Type of measurement
NM1A - Man Tung Road Park(1)	Free field
NM2* - Tung Chung Battery(1)	Free field
NM3A - Site Office(1)	Facade
NM4 - Ching Chung Hau Po Woon Primary School	Free field
NM5 - Village House at Tin Sum	Free field
NM6 - House No.1, Sha Lo Wan	Free field

Note: (1) alternative monitoring location

3.5 Monitoring Methodology

3.5.1 Monitoring Procedure

The baseline noise monitoring has been undertaken using the following procedure:

a. The sound level meter was set at least 1.2 m above the ground for free-field measurements at monitoring stations NM1A, NM2*, NM4, NM5 and NM6. A correction of +3 dB(A) has been made for the free field measurements.
b. Façade measurements were made at the monitoring station NM3A.
c. The battery condition was checked to ensure the correct functioning of the meters.
d. Parameters such as frequency weighting, the time weighting and the measurement time were set as follows:
    i. frequency weighting: A
    ii. time weighting: Fast
    iii. time measurement: 5-minutes for L_{eq}, L_{10} and L_{90} during the non-restricted hours i.e. 0700 – 1900 hours on normal weekdays, with the calculation of the Leq(30mins.) noise levels for each 30-minute interval after the measurements.

e. Prior to and after each noise measurement, the meter was calibrated using the acoustic calibrator for 94dB(A) at 1000 Hz. If the difference in the calibration level before and after measurement was more than 1 dB(A), the measurement would be considered invalid and repeat of noise measurement would be required after re-calibration or repair of the equipment.
f. During the monitoring period, the L_{eq}, L_{10} and L_{90} were recorded. In addition, site conditions and noise sources were recorded on a standard record sheet.
g. The wind shield was used during the monitoring.
h. Noise measurement was paused during periods of high intrusive noise (e.g. dog barking, helicopter noise) if possible. Observations were recorded when intrusive noise was unavoidable.
i. The supplementary information of L_{10} and L_{90} were obtained for reference.

3.5.2 Maintenance and Calibration

The maintenance and calibration procedures are summarised below:

a. The microphone head of the sound level meter was cleaned with soft cloth at regular intervals.
b. The meter and calibrator were sent to the supplier or HOKLAS laboratory to check and calibrate at yearly intervals.
c. Calibration certificates of the sound level meters and acoustic calibrators are provided in **Appendix 2.1**.

3.6 Results and Observations

In accordance with Section 4.3.3.3 of the updated EM&A Manual, a correction of +3 dB(A) was made to the free field measurements. The noise monitoring results are summarized in **Table 3.5**. Detailed noise monitoring results are presented in **Appendix 3.1**.

Table 3.5: Summary of Baseline Daytime Noise Monitoring Results

Time Period and Monitoring Locations		
Normal weekdays, 0700 - 1900 hrs	Mean of $L_{eq\ (30\ mins)}$, **dB(A)**	Range of $L_{eq\ (30\ mins)}$, **dB(A)**
NM1A	73	72 – 76
NM2*	59	53 – 66
NM3A	63	54 – 66
NM4	66	61 – 75
NM5	59	50 – 75
NM6	68	51 – 77

The weather condition during the monitoring period was mainly sunny and cloudy. The dominant sources of background noise were observed to be aircraft noise at NM2*, NM3A, NM5 and NM6 and road traffic noise at NM1A, and student activities at NM4. As no project-related activities have commenced yet when the baseline noise monitoring were carried out, the baseline noise monitoring results obtained are considered representative of the baseline noise condition prior to the commencement of construction works for the project.

3.7 Action and Limit Levels

The Action Levels and Limit Levels for construction noise impact monitoring have been defined in accordance with the updated EM&A Manual and are tabulated in **Table 3.6**.

Table 3.6: Action and Limit Levels for Construction Noise

Monitoring Stations	Time Period	Action Level	Limit Level, $L_{eq(30mins)}$ dB(A)
NM1A, NM2*, NM3, NM4, NM5 and NM6	0700-1900 hours on normal weekdays	When one documented complaint is received from any one of the sensitive receivers	75 dB(A)[(i)]

Note: [(i)] reduce to 70dB(A) for school and 65dB(A) during school examination periods.

3.8 Event and Action Plan

Should non-compliance of criteria occur, the Event and Action Plan as presented in Table 4-3 of the updated EM&A Manual should be followed.

4 Landscape and Visual

4.1 Introduction

This section presents the results of the landscape and visual baseline monitoring conducted prior to commencement of construction works of the project.

The landscape and visual baseline monitoring was conducted on 28 August 2015 at the potential site of daylighting point for the submarine aviation fuel pipeline on Sheung Sha Chau Island, and on 13 October and 19 November 2015 at the Airport Island. An area-based vegetation survey was undertaken to identify representative vegetation types and record the typical species composition. An assessment of landscape character was also undertaken. Any landscape resources and elements of particular concern encountered were noted.

Updated photographs showing the existing baseline condition from the 10 vantage points as presented in the approved EIA Report (AEIAR-185/2014) were taken on 14, 17, 19, 22 and 24 November 2015. Any significant differences between the existing baseline and the predicted baseline conditions as shown in the approved EIA Report (AEIAR-185/2014) have been highlighted.

The landscape and visual baseline was determined with reference to the Landscape Resources and Landscape Character Area maps included in the approved EIA Report (AEIAR-185/2014). It is confirmed that the landscape and visual baseline condition is very similar to that in the EIA stage. The landscape and visual impact assessment in the approved EIA Report (AEIAR-185/2014) is still valid. No additional landscape and visual mitigation measures other than those recommended in the EIA Report (AEIAR-185/2014) is required.

4.2 Monitoring requirements

As specified in Section 12.2 of the updated EM&A Manual, “baseline monitoring for the landscape and visual resources shall comprise a one off survey to be conducted prior to commencement of any construction works.”

This section of Landscape and Visual Baseline Monitoring presents the results of the landscape and visual baseline monitoring conducted in accordance with the updated EM&A Manual.

4.3 Baseline Monitoring Methodology

4.3.1 Monitoring Location

As specified in Section 12.2 of the updated EM&A Manual, the landscape and visual baseline monitoring “*includes a vegetation survey of the entire site area.*” The site area covered in the vegetation survey is shown in **Figure 5.1**.

4.3.2 Review of Baseline in Approved EIA Report

The Landscape Resource (LR) and Landscape Character Area (LCA) maps of the entire site area in the approved EIA Report (AEIAR-185/2014) (i.e. Drawing No. MCL/P132/EIA/15-003.1 Rev. I, Drawing No. MCL/P132/EIA/15-003.2 Rev. G, Drawing No. MCL/P132/EIA/15-003.3 Rev. I, Drawing No. MCL/P132/EIA/15-003.4 Rev. F, Drawing No. MCL/P132/EIA/15-004 Rev. G, Drawing No.

MCL/P132/EIA/15-007 Rev. C and Drawing No. MCL/P132/EIA/15-008 Rev. B), which are shown in **Appendix 5.1**, were reviewed before the vegetation survey. Text description of the Landscape Resources and Landscape Character Areas were also reviewed, so that any deviation from the landscape and visual baseline condition as described in the approved EIA Report (AEIAR-185/2014) observed during the vegetation survey could be noted and documented.

4.3.3 Vegetation Survey

A vegetation survey in accordance with Section 12.2 of the updated EM&A Manual was undertaken on 28 August 2015 at Sheung Sha Chau Island and on 13 October and 19 November 2015 at the Airport Island. The vegetation observed was broadly divided into representative vegetation types. Representative photographs were taken for each of the vegetation types. Typical species composition of each vegetation type was described by recording the dominant flora species observed during the survey. Any landscape resource and element of particular concern encountered during the survey were photographed and their locations recorded in a GPS device.

4.3.4 Landscape Character Assessment

Landscape character of the entire site area was described in terms of the existing topography, vegetation types, built form and land use. Assessment of the landscape character was based on the analysis of the sensitivity of the landscape character, which is evaluated by the quality, maturity, condition, value, importance and rarity of the existing landscape character, and its ability to accommodate change.

4.4 Monitoring Results

4.4.1 Review of Baseline in Approved EIA Report

4.4.1.1 Landscape Resources

Relevant description of the Landscape Resources of the entire site as identified in the approved EIA Report (AEIAR-185/2014) (Drawing No. MCL/P132/EIA/15-003.1 Rev. I, Drawing No. MCL/P132/EIA/15-003.2 Rev. G, Drawing No. MCL/P132/EIA/15-003.3 Rev. I, Drawing No. MCL/P132/EIA/15-003.4 Rev. F and Drawing No. MCL/P132/EIA/15-007 Rev. C in **Appendix 5.1**) is summarised below.

CLK/LR1 - Coastal Waters of North Lantau

The seawater body forms part of the coastal waters of North Lantau and is a valuable resource contributing to the unique waterfront setting of Tung Chung. These Coastal Waters surrounding Chek Lap Kok are an important recreational resource as they are frequented by commercial and pleasure craft marine traffic. Given the regional importance and physical characteristics of this landscape the sensitivity given is *High*.

CLK/LR2 – Grass / Turf Areas around Runways and Verges

These are the large, flat, low-lying grass areas which have been established around the primary airport infrastructure, runway network and roadside areas on Chek Lap Kok. A continuous band of grass approximately 100 m wide abuts the northern land formation edge and continues around a portion of both the eastern and western extents of the North Runway. Given the nature of the LR its subsequent high tolerance to change, the sensitivity given is *Low*.

CLK/LR3 – Landscaped Areas Around Existing Airport Buildings

These areas include the water features and soft landscape areas around the existing buildings on airport island. These areas are primarily situated along vehicle / pedestrian access ways, along private roads and around the perimeter of the buildings. Landscaped areas consist of amenity water features, ground covers, low shrub planting, small size semi mature trees and broad leaf vegetation. Species assessed include *Alpinia zerumbet* 'Variegata', *Ixora stricta*, *Callistemon viminalis*, *Cassia surattensis*, *Bauhinia* spp., *Roystonea regia*, *Casuarina equisetifolia*, *Calliandra haematocephala*, *Lagerstroemia indica*, *Lantana montevidensis*, *Agave americana*, and *Hibiscus* spp. Much of the planting is relatively young and can be relatively easily replaced to a similar state; however semi-mature tree species do exist throughout the area. Given the quality of the LR, relative maturity of particular species and ability to accommodate some change, the sensitivity is considered *Low*.

CLK/LR4a - Roadside Vegetation – Amenity Planting

A planting theme has been implemented for amenity planting throughout the commercial areas andassociated airport facilities alongside major roads and access routes of Chek Lap Kok. Amenity areas consist of low hedges defining planting areas with large grassed areas, groundcovers, small shrubs, ornamental palms and small semi mature trees. Species identified include *Ixora stricta*, *Albizia lebbeck*, *Casuarina equisetifolia*, *Acacia confusa*, *Acacia mangium*, *Cassia siamea*, *Dalbergia odorifera*, *Grevillea robusta*, *Leucaena leucocephala*, *Delonix regia*, *Lagerstroemia speciosa*, *Litsea glutinosa*, *Macaranga tanarius*, *Melia azedarach*, *Phoenix roebelenii*, *Plumeria rubra*, *Roystonea regia*, *Calliandra haematocephala*, *Duranta repens* 'Golden Leaves', *Bougainvillea* spp., *Cycas revoluta*, *Chrysalidocarpus lutescens*, *Ravenala madagascariensis*, *Archontophoenix alexandrae*, *Acacia auriculiformis*, *Hibiscus tiliaceus*, *Ficus microcarpa* 'Golden Yellow', *Ficus benjamina*, *Bauhinia* spp., *Cocos nucifera*, and *Nerium* spp. Planting arrangements are featured on roundabouts, traffic islands, median strips and along pedestrian footways. Much of the planting is relatively young and can be relatively easily replaced to a similar state; however semi-mature tree species do exist throughout the area. Given the quality of the LR, relative maturity of particular species and ability to accommodate some change, the sensitivity is considered *Medium*.

CLK/LR4b - Roadside Vegetation on Modified Slopes

Vegetation is predominantly located on slopes at the Airport North Interchange. Both self-seeded and planted native and exotic woodland species such as *Hibiscus tiliaceus*, *Pinus elliottii*, *Leucaena leucocephala*, *Thevetia peruviana*, *Bauhinia* spp., *Acacia confusa*, *Acacia mangium*, *Nerium* spp., and *Agave americana* occupy the engineered slopes around the highway infrastructure. The sensitivity of this vegetation is considered *Low* as it is predominantly incidental, of common species and of low quality.

CLK/LR5 - Natural Coastline

The natural coastline features at a variety of locations on the south eastern point of Chek Lap Kok accommodating a varying degree of human disturbance. The Southern coastline of Scenic Hill adjoins the designated Green Belt under the current OZP (No. S/I-CLK/12). Due to the quality and natural status, its regional importance, and low tolerance to change, the sensitivity given is *High*.

CLK/LR6 – Amenity / Compensatory Planting on HKBCF/HKLR

Following the completion of HKLR and HKBCF programmed for 2016 (ref. Government Contract Nos. HY/2011/03 and HY/2011/09) this resource will comprise of amenity roadside planting and landscaped areas / environmental buffers including hydroseeding and peripheral planting. Given the recent instalment of the landscape treatment and relative ease of replacement there is a high ability for this landscape resource to accommodate change. Sensitivity: *Low*.

CLK/LR10b - Coastal Woodland and Scrubland on Scenic Hill

This is the various forms of vegetation that cover the slopes of Scenic Hill. This area is designated Green Belt under the current OZP (No. S/I-CLK/12). Dominant species comprise *Mallotus paniculatus*, *Thevetia peruviana*, *Acacia confusa*, *Macaranga tanarius*, *Bauhinia* spp., *Celtis sinensis*, *Acacia mangium*, *Calliandra haematocephala*, *Dicranopteris linearis*, *Rhodomyrtus tomentosa*, and *Pinus elliottii*. Given the relatively natural landscape status, regional importance and low tolerance to change, the sensitivity is considered *High*.

CLK/LR11 - Amenity Planting in Urban Park

Amenity planting within the public park features a selection of species such as *Hibiscus tiliaceus*, *Livistona chinensis*, *Bauhinia* spp., *Calliandra haematocephala*, *Melaleuca cajuputi* subsp. *cumingiana*, *Lagerstroemia speciosa*, *Pongamia pinnata*, *Acacia auriculiformis*, *Ixora* spp., *Schefflera arboricola*, *Asparagus densiflorus* 'Sprengeri', *Ficus microcarpa* 'Golden Yellow', and *Rhododendron* spp. Much of the planting is relatively young and can be relatively easily replaced to a similar state; however semi-mature tree species do exist throughout the area. Given the quality of the LR, relative maturity of particular species and ability to accommodate some change, the sensitivity is considered *Medium*.

CLK/LR12 – Grassland / Scrub on Vacant Land

Vacant lots are currently in existence on Chek Lap Kok. These areas are generally devoid of LRs and accommodate temporary land use including open storage and car parking. These spaces are generally covered in self-seeded vegetation comprising of low growing opportunistic scrub and grass species, with occasional residual ornamental plants from previous uses. Species include *Lantana camara*, *Leucaena leucocephala*, *Roystonea regia*, *Chrysalidocarpus lutescens*, *Wedelia trilobata*, *Chloris* spp., *Melinis* spp., and *Cerbera manghas*. The sensitivity of this vegetation is considered *Low* as it is predominantly of common species and low quality.

CLK/LR13 – Artificial / Man–made Coastline

An artificial coastline of approximately 17,000 m surrounds the majority of Chek Lap Kok and Tung Chung. This engineered coastline consists of loose quarried armour rock which forms the edge of the land formation where it meets the North Lantau coastal waters. Given this resource has no natural landscape status or regional importance and accommodates a high tolerance to change, the sensitivity is *Low*.

SC/LR1 – Natural Rocky Coastline of Sha Chau Islands

Sheung Sha Chau Island features a continuous rocky coastline around the circumference of the island, totalling approximately 900 m, which is briefly interrupted by the existing Sha Chau jetty to the east. The

rocky coastline of Sheung Sha Chau Island is peppered with large boulders with occasional rocky outcrops appearing just off the coastal edge. The sensitivity given is *High*.

SC/LR2 – Natural Vegetation on Sha Chau Islands

Sheung Sha Chau Island is heavily covered with naturally established and opportunistic vegetation. Sheung Sha Chau Island topography stems from a singular landform consisting of two distinguished hills rising steadily from the coastline to approximately +50 mPD. The entire island is heavily covered with vegetation. Vegetation on the Sha Chau islands includes *Hibiscus tiliaceus*, *Phoenix hanceana*, *Scaevola taccada*, *Pandanus tectorius*, *Ficus superba* var. *japonica*, *Wedelia chinensis*, *Gordonia axillaris*, *Schefflera heptaphylla*, *Dicranopteris linearis*, *Litsea glutinosa*, *Lantana camara*, *Casuarina equisetifolia*, *Bridelia tomentosa*, *Terminalia catappa*, *Cerbera manghas*, *Rhaphiolepis indica*, *Cassytha filiformis*, and *Alpinia zerumbet*. The sensitivity given is *High*.

4.4.1.2 Landscape Character Areas

Relevant description of the Landscape Character Areas of the entire site area as identified in the approved EIA Report (AEIAR-185/2014) (Drawing No. MCL/P132/EIA/15-004 Rev. G and Drawing No. MCL/P132/EIA/15-008 Rev. B in **Appendix 5.1**) is summarised below.

CLK/LCA1 - Airport Landscape

This extensive LCA consists of a flat, open and an expansive reclaimed landscape comprising airport runways, taxiways, grass verges, and the terminal complex. The landscape also contains a significant number of associated low and medium-rise out-buildings, offices and related facilities surrounding the airport and its complex, all connected by roads and highways. Other than grass, vegetation is limited to ornamental tree and shrub planting along access roads and areas around buildings. The result is a landscape characterised by its visual openness and expansive large scale, airport activity and artificial character. Sensitivity: *Low*.

CLK/LCA2- Inshore Water Landscape

These are areas of coastal water to the north, east and west of Chek Lap Kok. The character area is partially enclosed by surrounding landmasses including Lantau Island and the south west coast of the New Territories, as well as Lung Kwu Chau and the Sha Chau islands which create a limited sense of enclosure or containment. While the landscape is characterised predominantly by the horizontality and muted hues of the coastal waters, the landscape also includes ferry traffic as well as other waterborne recreational and commercial activity. The result is a largely open and natural landscape which is interspersed human features and activities. Sensitivity: *High*.

CLK/LCA4b - Coastal Upland and Hillside Landscape – Scenic Hill

This landscape area encompasses the last remaining area of natural hillside of the original Chek Lap Kok. The upland landscape of Scenic Hill consists of hillsides, knolls, ridges and spurs and is covered in scrub and grassy vegetation with occasional rocky outcrops. Scrubland is found on the lower slopes to the south where natural rocky coastline can be found whereas to the north coastal woodland exists. At the peak of Scenic Hill a viewing pavilion allows for distant sightlines and panoramic views of Chek Lap Kok and Tung Chung. This area is designated Green Belt under the current OZP (No. S/I-CLK/12). Sensitivity: *High*.

CLK/LCA7 - Transportation Corridor Landscape

The landscape extends along the transportation corridor on the eastern edge of Chek Lap Kok and includes the infrastructure associated with HKBCF which extends along the south coast of Chek Lap Kok. The primary features are the railway, highway and local roads. This linear landscape includes flyovers, roundabouts, signage gantries, traffic islands, and footbridges as well as miscellaneous roadside land uses. Between the roads and railway are landscaped embankments with semi-mature vegetation including trees and shrubs. Sensitivity: *Low*.

CLK/LCA8 - On-going Major Development Landscape

Located to the east of Terminal 2 (T2), on the site of the temporary golf course planned to be decommissioned due to the future North Commercial District (NCD) development, this LCA is surrounded by various airport facilities and infrastructure. At the time of the 3RS construction, this will be a transitional landscape awaiting or undergoing construction and redevelopment. The land will be characterised by flat, low-lying topography, stripped of significant vegetation or significant built structures and will include major construction activity such as cranes or other construction machinery involved in the construction of the NCD development . As this landscape has an indeterminate status with on-going disturbance, the landscape will have a desolate and transient character and a *Low* sensitivity to change.

SC/LCA1 – Island Landscape

Lying offshore from the main landmass of Hong Kong, the Sha Chau islands are located in the north Lantau waters within the SCLKC Marine Park, and forms part of the Lung Kwu Chau, Tree Island and Sha Chau SSSI. The islands are rocky and steep in nature and are entirely covered in shrub and grass vegetation. Sheung Sha Chau Island contains no human features or access apart from the connection to the Sha Chau jetty. Isolated and exposed, the island landscape is particularly notable for its remote character. Sensitivity: *High*.

4.4.2 Vegetation Survey

4.4.2.1 Sheung Sha Chau Island

During the vegetation survey conducted on 28 August 2015 at Sheung Sha Chau Island, two vegetation types were identified, namely Secondary Woodland (SW) and Tall Shrubland (TS). The approximate locations of these vegetation types are shown in **Figure 5.2**. Representative photographs of the two vegetation types are shown in **Appendix 5.2**. The typical species composition at each of the vegetation types are described below:

Secondary Woodland (SW)

This vegetation type is largely dominated by the tree species *Ficus microcarpa*, with other trees such as *Cerbera manghas*, *Ficus virens*, *Hibiscus tiliaceus* and *Schefflera heptaphylla* also commonly observed. Other flora species recorded include *Cuscuta* species, *Pandanus tectorius* and *Phoenix loureiroi*.

Tall Shrubland (TS)

This vegetation type is dominated by flora species such as *Dicranopteris pedata*, *Lantana camara*, *Miscanthus sinensis*, *Pandanus tectorius* and *Sageretia thea*. Species including *Cerbera manghas*,

Cuscuta species, *Ficus microcarpa*, *Ipomoea indica*, *Phoenix loureiroi*, *Pueraria lobata* var. *montana*, *Rhus succedanea*, *Schefflera heptaphylla* and *Thespesia populnea* are also commonly observed.

4.4.2.2 Airport Island

During the vegetation survey conducted on 13 October and 19 November 2015 at Airport Island, twelve vegetation types were identified. The approximate locations of these vegetation types are shown in **Figure 5.3**. Representative photographs of these twelve vegetation types are shown in **Appendix 5.2**. The typical species composition at each of the vegetation types are described below:

CLK/LR2 – Grass / Turf Areas around Runways and Verges

This vegetation type is entirely covered with well-maintained lawn. Grass species present are not readily identifiable due to absence of reproductive parts as a result of regular mowing.

CLK/LR3 – Landscaped Areas Around Existing Airport Buildings

This vegetation type is largely dominated by amenity tree and shrub planting including *Ixora stricta*, *Callistemon viminalis*, *Senna surattensis*, *Calliandra haematocephala*, *Lantana montevidensis*, *Agave americana* and *Hibiscus* species.

CLK/LR4a - Roadside Vegetation – Amenity Planting

This vegetation type is dominated by roadside trees and shrub planting including *Ixora stricta*, *Albizia lebbeck*, *Acacia confusa*, *Acacia mangium*, *Senna siamea*, *Grevillea robusta*, *Litsea glutinosa*, *Melia azedarach*, *Phoenix roebelenii*, *Plumeria rubra*, *Roystonea regia*, *Calliandra haematocephala*, *Duranta repens* 'Golden Leaves', *Bougainvillea* species., *Cycas revoluta*, *Dypsis lutescens*, *Acacia auriculiformis*, *Hibiscus tiliaceus*, *Ficus microcarpa* 'Golden Yellow', *Ficus benjamina*, *Bauhinia* species., and *Nerium* species.

CLK/LR4b - Roadside Vegetation on Modified Slopes

This vegetation type is dominated by both self-seeded and planted native and exotic species including *Hibiscus tiliaceus*, *Pinus elliottii*, *Leucaena leucocephala*, *Thevetia peruviana*, *Bauhinia* species., *Acacia confusa* and *Acacia mangium*.

CLK/LR5 – Natural Coastline

Vegetation coverage for this vegetation type is low, with coastal species often observed, such as *Clerodendrum inerme*, *Gymnanthera oblonga*, *Hibiscus tiliaceus* and *Pandanus tectorius*. Other species observed include *Acacia confusa*, *Cassytha filiformis*, *Ficus microcarpa*, *Gynura divaricate*, *Lantana camara* and *Litsea glutinosa*.

CLK/LR10b - Coastal Woodland and Scrubland on Scenic Hill - Secondary Woodland (SW)

This vegetation type includes woodland found on the north-facing slope of Scenic Hill. Dominant tree species include *Celtis sinensis*, *Cratoxylum cochinchinense*, *Litsea glutinosa*, *Mallotus paniculatus*, *Schefflera heptaphylla* and *Sterculia lanceolata*. Dominant shrub species included *Litsea rotundifolia* var. *oblongifolia*, *Psychotria asiatica* and *Scolopia saeva*.

CLK/LR10b - Coastal Woodland and Scrubland on Scenic Hill - Plantation Woodland (PW)

This vegetation type is mostly dominated by semi-mature native and exotic trees of similar age and size. Dominant tree species include *Acacia confusa, Acacia mangium, Bauhinia* species*, Hibiscus tiliaceus, Lophostemon confertus* and *Melia azedarach.* Dominant shrub species include *Calliandra haematocephala, Lantana camara* and *Wedelia trilobata.*

CLK/LR10b - Coastal Woodland and Scrubland on Scenic Hill – Tall Shrubland (TS)

This vegetation type is dominated by native shrubs and herbaceous plants of no more than 2 m in height with some scattered trees. Dominant woody species include *Cratoxylum cochinchinense, Eurya nitida, Litsea rotundifolia* var. *oblongifolia, Phyllanthus emblica* and *Rhaphiolepis indica.* Dominant herbaceous plants include *Lygodium japonicum, Melastoma sanguineum, Rhodomyrtus tomentosa* and *Tetracera asiatica*.

CLK/LR10b - Coastal Woodland and Scrubland on Scenic Hill – Shrubby Grassland (SG)

This vegetation type is dominated by herbaceous cover with shrubs no more than 2 m in height scattered in patches. Dominant shrub species include *Baeckea frutescens, Bridelia tomentosa, Eurya nitida, Litsea rotundifolia* var. *oblongifolia, Phyllanthus emblica, Rhaphiolepis indica* and *Rhodomyrtus tomentosa.* Dominant herbaceous plants include *Arundinella setosa, Dianella ensifolia, Dicranopteris pedata, Eremochloa ciliaris, Gahnia tristis* and *Tetracera asiatica.*

CLK/LR11 - Amenity Planting in Urban Park

This vegetation type is dominated by amenity trees and shrub planting including *Hibiscus tiliaceus*, *Bauhinia* species, *Calliandra haematocephala*, *Acacia auriculiformis*, *Ixora* species and *Rhododendron* species. Other species observed include *Acacia confusa*, *Bambusa* species, *Duranta erecta*, *Hibiscus* species, *Melia azedarach* and *Thevetia peruviana*.

CLK/LR12 – Grassland / Scrub on Vacant Land

This vegetation type is dominated by self-seeded vegetation comprising low growing opportunistic scrub and grass species, with occasional residual ornamental plants from previous uses, including *Chrysalidocarpus lutescens*, *Wedelia trilobata*, *Chloris* species and *Melinis* species. Other observed species include *Euphorbia hirta*, *Eragrostis tenella* and *Digitaria* species.

CLK/LR13 – Artificial / Man–made Coastline

This vegetation type has sparse vegetation coverage with mainly self-seeded herbaceous vegetation such as *Bacopa monnieri*, *Eragrostis tenella*, *Euphorbia hirta*, *Heliotropium indicum*, *Macroptilium atropurpureum* and *Triumfetta rhomboidea* growing from the gaps between boulders. Tree species *Ficus microcarpa* and *Hibiscus tiliaceus* are also observed.

4.4.3 Landscape Resources and Elements of Particular Concern

During the landscape and visual baseline monitoring, no landscape resource / element of particular concern was identified.

4.4.4 Landscape Character Assessment

4.4.4.1 Sheung Sha Chau Island

According to the findings of the site visit on 28 August 2015 undertaken with reference to the description on the Landscape Resources and Landscape Character Areas in the approved EIA report (AEIAR-185/2014), the existing landscape character of Sheugn Sha Chau Island is similar to that identified in the EIA stage. General views showing the landscape character of Sheung Sha Chau Island are shown in **Appendix 5.3**.

The landscape of Sheung Sha Chau is characterised by the natural remote island landscape with no human features or access apart from the connection to the Sha Chau jetty to the east. It is rocky and steep in nature and is heavily covered with naturally established secondary woodland and tall shrubland dominated by native flora species. The island features a continuous rocky coastline around the circumference, totalling approximately 900 m, which is briefly interrupted by the existing Sha Chau jetty to the east. The rocky coastline of Sheung Sha Chau Island is peppered with large boulders with occasional rocky outcrops appearing just off the coastal edge. Due to the largely natural landscape with dense vegetation cover, the sensitivity to landscape changes of Sheung Sha Chau Island is considered *High*.

4.4.4.2 Airport Island

According to the findings of the site visit on 13 October and 19 November 2015 undertaken with reference to the description on the Landscape Resources and Landscape Character Areas in the approved EIA report (AEIAR-185/2014), the existing landscape character of Airport Island is similar to that identified in the EIA stage. General views showing the landscape character of Airport Island are shown in **Appendix 5.3**.

The landscape of Airport Island is dominated by a flat, open and expansive reclaimed landscape comprising airport runways, taxiways, grass verges, and the terminal complex. The landscape also contains a significant number of associated low and medium-rise out-buildings, offices and related facilities surrounding the airport and its complex, all connected by roads and highways. Other than grass, vegetation is limited to ornamental tree and shrub planting along access roads and areas around buildings. The result is a landscape characterised by its visual openness and expansive large scale, airport activity and artificial character. Sensitivity of such landscape character to landscape changes is considered *Low*.

Other than the dominant airport landscape, the Scenic Hill, which is the last remaining area of natural hillside of the original Chep Lap Kok, represent another relatively natural landscape character on the Airport Island. The upland landscape of Scenic Hill consists of hillsides, knolls, ridges and spurs and is covered in scrub and grassy vegetation with occasional rocky outcrops. Scrubland is found on the lower slopes to the south where natural rocky coastline can be found whereas to the north coastal woodland exists. At the peak of Scenic Hill a viewing pavilion allows for distant sightlines and panoramic views of Chek Lap Kok and Tung Chung. Part of the hillslope at the southwest has been converted to a tunnel portal for the Hong Kong-Zhuhai-Macao Bridge (HZMB) Hong Kong Link Road (HKLR). Sensitivity of this landscape to changes is considered *High*.

Along the east coast of Airport Island, a major transportation corridor lies on the eastern edge of Chek Lap Kok and includes the infrastructure associated with HZMB Hong Kong Boundary Crossing Facilities (HKBCF) which extends along the south coast of Chek Lap Kok. The primary features are the railway, highway and local roads. This linear landscape includes flyovers, roundabouts, signage gantries, traffic

islands, and footbridges as well as miscellaneous roadside land uses. Between the roads and railway are landscaped embankments with semi-mature vegetation including trees and shrubs. Sensitivity of this transportation corridor landscape to changes is considered *Low*.

Located to the east of Terminal 2 (T2), on the site of the temporary golf course planned to be decommissioned due to the future North Commercial District (NCD) development, this area is surrounded by various airport facilities and infrastructure. This area is currently fenced off with disturbed surfaces sparsely covered with vegetation which is not properly maintained. At the time of the 3RS construction, this is expected to be a transitional landscape awaiting or undergoing construction and redevelopment. The land will be characterised by flat, low-lying topography, stripped of significant vegetation or significant built structures and will include major construction activity such as cranes or other construction machinery involved in the construction of the NCD development . As this landscape has an indeterminate status with on-going disturbance, the landscape will have a desolate and transient character and a *Low* sensitivity to change.

To the north of the existing Airport Island is the land formation area of the Project, which is currently open coastal water. The character area is partially enclosed by surrounding landmasses including Lantau Island and the south west coast of the New Territories, as well as Lung Kwu Chau and the Sha Chau islands which create a limited sense of enclosure or containment. While the landscape is characterised predominantly by the horizontality and muted hues of the coastal waters, the landscape also includes ferry traffic as well as other waterborne recreational and commercial activity. The result is a largely open and natural landscape which is interspersed human features and activities. Sensitivity to landscape change is considered *High*.

4.4.5 Deviation of Actual Baseline from Predicted Baseline

To confirm if the actual baseline condition in November 2015 is the same as the predicted baseline in 2016 during the EIA stage, updated views were taken from the same 10 viewpoints, or nearby locations with similar views, as presented in the approved EIA Report (AEIAR-185/2014) on 14, 17, 19, 22 and 24 November 2015. Locations of these 10 viewpoints are shown in **Figure 5.4**. The photographs showing the baseline condition as of June 2013 and the photomontages showing the planned baseline in 2016 in the approved EIA Report (AEIAR-185/2014) are included in **Figures 5.5** to **5.14** for comparison with the photographs of the actual baseline condition taken in November 2015.

In general, the observed deviations of the actual baseline conditions from the predicted baseline as shown in the approved EIA Report (AEIAR-185/2014) are considered minor and do not significantly alter the overall landscape and visual baseline condition as illustrated in **Figures 5.5** to **5.14**. Therefore, the assessment results of the landscape and visual impact assessment as presented in the approved EIA Report (AEIAR-185/2014) is considered still valid. Additional landscape and visual mitigation measures other than those recommended in the approved EIA Report (AEIAR-185/2014) are not required.

The major differences between the predicted baseline in 2016 at the EIA stage and the actual baseline as observed in November 2015 are described below:

Hong Kong-Zhuhai Macao Bridge Hong Kong Boundary Crossing Facilities

During the EIA stage, it was assumed that by 2016, the construction of HZMB HKBCF, including infrastructures on the reclaimed area, would be largely completed with some amenity landscape planting already in place. However, as shown in the photographs showing the existing view in November 2015, the

reclamation for HZMB HKBCF is largely complete, but the reclaimed area is a piece of vacant land with mainly exposed soil surface without any infrastructure and amenity landscape planting.

Due to the delay in programme of the HZMB HKBCF, the implementation of landscape and visual mitigation measures, such as amenity planting on HKBCF, will delay. The duration of landscape and visual impact during construction is therefore expected to lengthen. However, such increase in duration of impact is limited to the construction phase of HZMB HKBCF and is anticipated to be relatively short compared to the overall construction programme. It does not affect the cumulative landscape and visual impact assessment results in the approved EIA Report (AEIAR-185/2014).

Hong Kong-Zhuhai Macao Bridge Hong Kong Link Road

During the EIA stage, it was assumed that by 2016, the construction of HZMB HKLR would be largely completed with the link road in place all along the alignment. However, as shown in the photographs showing the existing view in November 2015, the construction of HZMB HKLR is largely completed only at the section between Scenic Hill and Chep Lap Kok South Road. The remaining section along South Perimeter Road is still under construction with only the bridge columns in place without the bridge deck.

Due to the delay in programme of the HZMB HKLR, the construction of the bridge deck is still in progress. The duration of landscape and visual impact during construction due to increased marine traffic is therefore expected to lengthen. However, such increase in duration of impact is limited to the construction phase of HZMB HKLR and is anticipated to be relatively short compared to the overall construction programme. It does not affect the cumulative landscape and visual impact assessment results in the approved EIA Report (AEIAR-185/2014).

Reclaimed Area for Hong Kong-Zhuhai Macao Bridge Hong Kong Link Road (tunnel section)

During the EIA stage, it was assumed that by 2016, the construction of HZMB HKLR on the reclaimed area for the tunnel section on the eastern side of Airport Island, including amenity landscape planting, would be largely completed. However, as shown in the photographs showing the existing view in November 2015, this area is still largely under construction with mostly bare ground surface.

With the delay in amenity planting, the duration of landscape and visual impact during construction is expected to lengthen. However, such increase in duration of impact is limited to the construction phase of HZMB HKLR and is anticipated to be relatively short compared to the overall construction programme. It therefore does not affect the cumulative landscape and visual impact assessment results in the approved EIA Report (AEIAR-185/2014).

Southern Connection of Tuen Mun-Chek Lap Kok Link

During the EIA stage, it was assumed that by 2016, the construction of the Southern Connection of Tuen Mun-Chek Lap Kok Link (TM-CLKL) would be largely completed. However, as shown in the photographs showing the existing view in November 2015, only bridge columns are present with the bridge deck to be constructed.

Due to the delay in programme of the TM-CLKL, the construction of the bridge deck is still in progress. The duration of landscape and visual impact during construction due to increased marine traffic is therefore expected to lengthen. However, such increase in duration of impact is limited to the construction phase of TM-CLKL and is anticipated to be relatively short compared to the overall construction programme. It does

not affect the cumulative landscape and visual impact assessment results in the approved EIA Report (AEIAR-185/2014).

SkyCity Nine Eagles Golf Course

During the EIA stage, it was assumed that by 2016, the golf course would have been decommissioned, leaving the area as a piece of vacant land for the future NCD development. However, as shown in the photographs showing the existing view in November 2015, the golf course is although disused and fenced off, decommissioning has not taken place and the golf course landscape is still clearly observable.

Instead of contributing to the cumulative landscape and visual impact during construction, the delay of the NCD development keeps the disused golf course intact and maintains the greenery. Such deviation from the anticipated situation reduces the magnitude of cumulative landscape and visual impact. However, since the scale of the NCD development is relatively small compared to the 3RS Project, such reduction in cumulative impact is considered insignificant and does not affect the cumulative landscape and visual impact assessment results in the approved EIA Report (AEIAR-185/2014).

4.5 Conclusion

Base on the results of the landscape and visual baseline monitoring conducted on 28 August 2015, 13 October 2015 and 19 November 2015 with reference to the Landscape Resources and Landscape Character Area maps in the approved EIA Report (AEIAR-185/2014) as shown in **Appendix 5.1**, it is concluded that the landscape and visual baseline condition within the Project site boundary is very similar to that in the EIA stage. The landscape and visual impact assessment in the approved EIA Report (AEIAR-185/2014) is still valid. There is no major change in the landscape and visual baseline condition comparing to that of the EIA stage. Additional landscape and visual mitigation measures other than those recommended in the approved EIA Report (AEIAR-185/2014) are not required.

5 Conclusions

Baseline monitoring was carried out prior to the commencement of construction works of the project in accordance with the requirements set out in the EP and recommended in the updated EM&A Manual. The weather during the baseline period was generally sunny and cloudy. All monitoring equipment used were properly calibrated and have valid calibration certificates.

Air quality monitoring was carried out between 6 November 2015 and 27 November 2015 at each of the air quality monitoring stations. There were no major observations of note during monitoring. As no project-related activities have commenced yet when the baseline air quality monitoring were carried out, the monitoring results obtained are considered representative of the ambient air quality condition prior to the commencement of works for the project.

Noise monitoring was carried out between 6 November 2015 and 27 November 2015 at each of the noise monitoring stations. The weather condition during the monitoring period was mainly sunny and cloudy. The dominant sources of background noise were aircraft noise at NM2*, NM3A, NM5 and NM6 and road traffic noise at NM1A, and student activities at NM4. As no project-related activities have commenced yet when the baseline noise monitoring were carried out, the noise monitoring results are considered representative of the baseline condition prior to the commencement of works for the project.

The pre-construction Egretry Survey was carried out between April 2015 and July 2015 in accordance with the approved EIA Report and EM&A Manual. The Egretry Survey Plan will be submitted under a separate cover to EPD for approval in accordance with EP Condition 2.14.

The landscape and visual baseline monitoring were conducted on 28 August 2015, 13 October 2015 and 19 November 2015 with reference to the Landscape Resources and Landscape Character Area maps in the approved EIA Report (AEIAR-185/2014). It is concluded that the landscape and visual baseline condition within the project site boundary is very similar to that in the EIA stage. The landscape and visual impact assessment in the approved EIA Report (AEIAR-185/2014) is still valid. Additional landscape and visual mitigation measures other than those recommended in the approved EIA Report (AEIAR-185/2014) are not required.

Figures

822000 N

820000 N

818000 N

816000 N

806000 E

808000 E

810000 E

812000 E

814000 E

AR1A

AR2

LEGEND:

- PROPOSED LAND FORMATION FOOTPRINT
- BOUNDARY OF EXISTING AIRPORT ISLAND
- AIR QUALITY MONITORING STATION (PROPOSED IN EIA REPORT)
- AIR QUALITY MONITORING STATION (ALTERNATIVE)

0 200 400 600 800 1000m

1 : 25 000 SCALE BAR

Copyright in this document and all proprietary rights in the information it contains belong to the AA. It is a condition of the supply of this document to whatever form that the recipient shall hold it in confidence and shall not duplicate or otherwise reproduce it in whole or in part, nor disclose its contents without the written consent of the AA.

Rev.	Date	Description	Checked
A	11DEC15	FIRST ISSUE	RO

香港國際機場 HONG KONG INTERNATIONAL AIRPORT
Airport Authority HKIA Tower, 1 Sky Plaza Road, Hong Kong International Airport, Lantau, Hong Kong
Tel : (852) 2188 7111 Fax : (852) 2824 0717

Mott MacDonald

Title

AIR QUALITY MONITORING STATIONS (CONSTRUCTION)

Consultant's Signatures for Approval		Date
Design	AM	11DEC15
Checkers	AM / TK	11DEC15
Approver	EC	11DEC15

EXPANSION OF HONG KONG INTERNATIONAL AIRPORT INTO A THREE-RUNWAY SYSTEM

Drawing No.

FIGURE 2.1

Scale at A3 1 : 25000

Rev. A

Filename: J:\355482\REPORT\ENV\EMA\151202\FIG 2-1.dgn

LEGEND:

- PROPOSED RECLAMATION AREA
- 300m ASSESSMENT AREA
- TENTATIVE ALIGNMENT OF AIRSIDE ROAD TUNNELS
- TENTATIVE ALIGNMENT FOR AUTOMATED PEOPLE MOVER (APM)
- TENTATIVE ALIGNMENT FOR BAGGAGE HANDLING SYSTEM (BHS)
- TENTATIVE ALIGNMENT OF TERMINAL 2 ROAD NETWORK (ELEVATED ROAD)
- TENTATIVE ALIGNMENT OF TERMINAL 2 ROAD NETWORK (AT-GRADE ROAD)
- TENTATIVE ALIGNMENT FOR EXTENSION OF SOUTH PERIMETER ROAD (ELEVATED ROAD)
- TENTATIVE ALIGNMENT FOR EXTENSION OF SOUTH PERIMETER ROAD (AT-GRADE ROAD)
- INDICATIVE SUBMARINE FUEL PIPELINE DAYLIGHTING LOCATION
- INDICATIVE SUBMARINE FUEL PIPELINE STARTING LOCATION
- INDICATIVE SUBMARINE 11kV CABLE LANDING LOCATION
- MINOR MODIFICATIONS TO MIDFIELD DEVELOPMENT
- INDICATIVE AREA FOR T2 EXPANSION, APM & BHS EXTENSION, NEW APM DEPOT AND ROAD NETWORK IMPROVEMENT
- INDICATIVE AIRFIELD PAVING ON EXISTING RUNWAY
- TENTATIVE CARGO AREAS ROAD IMPROVEMENT WORKS (ELEVATED ROAD)
- TENTATIVE CARGO AREAS ROAD IMPROVEMENT WORKS (AT-GRADE ROAD)
- CONSTRUCTION OF INTERMODAL TRANSFER TERMINAL
- CONSTRUCTION OF NORTH COMMERCIAL DISTRICT
- OTHER AIRPORT FACILITIES RELATED WORKS
- NOISE MONITORING STATION (PROPOSED IN EIA REPORT)
- NOISE MONITORING STATION (ALTERNATIVE)

824000 N
822000 N
820000 N
818000 N
804000 E
806000 E
808000 E
810000 E
812000 E
814000 E

HKSAR BOUNDARY

NM1A
NM2
NM2*
NM3A
NM4
NM5
NM6

0 250 500 750 1000 m
1 : 30 000 SCALE BAR

Copyright in this document and all proprietary rights in the information it contains belong to the AA. It is a condition of the supply of this document, in whatever form, that the recipient shall hold it in confidence and shall not duplicate or otherwise reproduce it in whole or in part, nor disclose its contents without the written consent of the AA.

Rev.	Date	Description	Checked
A	11DEC15	FIRST ISSUE	RO

香港國際機場 HONG KONG INTERNATIONAL AIRPORT
Airport Authority HKIA Tower,1 Sky Plaza Road, Hong Kong International Airport, Lantau, Hong Kong
Tel : (852) 2181 7111 Fax : (852) 2024 0717

Mott MacDonald

Title

NOISE MONITORING STATIONS (CONSTRUCTION)

Consultant's Signatures for Approval		Date
Design	AM	11DEC15
Checkers	AM / TK	11DEC15
Approver	EC	11DEC15

EXPANSION OF HONG KONG INTERNATIONAL AIRPORT INTO A THREE-RUNWAY SYSTEM

Drawing No. FIGURE 3.1

Scale at A3 1 : 30000

Rev. A

Filename: J:\355482\REPORT\ENV\EMA\151202\FIG 3-1.dgn

804000 E
806000 E
808000 E
810000 E
812000 E
814000 E
816000 E

824000 N
822000 N
820000 N
818000 N
816000 N

沙洲及龍鼓洲海岸公園
SHA CHAU AND LUNG KWU CHAU MARINE PARK

白泥
Pak Nai

白洲
PAK CHAU

沙洲
SHA CHAU

小鷹刀
SIU MO TO

大鷹刀
TAI MO TO

大小鷹刀
THE BROTHERS

鼓鷹洲
TSZ KAN CHAU

LEGEND:

PROJECT SITE BOUNDARY

HKSAR BOUNDARY

0 200 400 600 800 1000 m
1 : 35 000 SCALE BAR

東涌
TUNG CHUNG

東涌灣
TUNG CHUNG BAY

白沙嘴
Pak Sha Tsui

Copyright in this document and all proprietary rights in the information it contains belong to the AA. It is a condition of the supply of this document, in whatever form, that the recipient shall hold it in confidence and shall not duplicate or otherwise reproduce it in whole or in part, nor disclose its contents without the written consent of the AA.

Rev.	Date	Description	Checked
A	20NOV15	FIRST ISSUE	PK

香港國際機場 HONG KONG INTERNATIONAL AIRPORT
Airport Authority HKIA Tower,1 Sky Plaza Road,Hong Kong International Airport,Lantau, Hong Kong
Tel : (852) 2188 7111 Fax : (852) 2024 0717

Mott MacDonald

Title

LOCATION OF LANDSCAPE AND VISUAL BASELINE MONITORING

Consultant's Signatures for Approval		Date
Design	PK	20NOV15
Checkers	PK	20NOV15
Approver	EC	20NOV15

EXPANSION OF HONG KONG INTERNATIONAL AIRPORT INTO A THREE-RUNWAY SYSTEM

Drawing No. FIGURE 5.1

Scale at A3 1 : 35000

Rev. A

Filename: J:\355482\REPORT\ENV\L&VBMR\151120\FIG 2-1.dgn

824000 N

823800 N

823600 N

806200 E

806400 E

806600 E

806800 E

LEGEND:

PROJECT SITE BOUNDARY

SW SECONDARY WOODLAND

TS TALL SHRUBLAND

TS

SW

SW

TS

0 50 100 m

1 : 2 000 SCALE BAR

Copyright in this document and all proprietary rights in the information it contains belong to the AA. It is a condition of the supply of this document, in whatever form, that the recipient shall hold it in confidence and shall not duplicate or otherwise reproduce it in whole or in part, nor disclose its contents without the written consent of the AA.

Rev.	Date	Description	Checked
A	20NOV15	FIRST ISSUE	PK

香港國際機場 HONG KONG INTERNATIONAL AIRPORT
Airport Authority HKIA Tower, 1 Sky Plaza Road, Hong Kong International Airport, Lantau, Hong Kong
Tel : (852) 2188 7111 Fax : (852) 2824 0717

Mott MacDonald

Title

LOCATION OF VEGETATION TYPES ON SHEUNG SHA CHAU ISLAND

Consultant's Signatures for Approval		Date
Design	PK	20NOV15
Checkers	PK	20NOV15
Approver	EC	20NOV15

EXPANSION OF HONG KONG INTERNATIONAL AIRPORT INTO A THREE-RUNWAY SYSTEM

Drawing No. FIGURE 5.2

Scale at A3 1 : 2000

Rev. A

Filename: J:\355482\REPORT\ENV\L&VBMR\151120\FIG 3-1.dgn

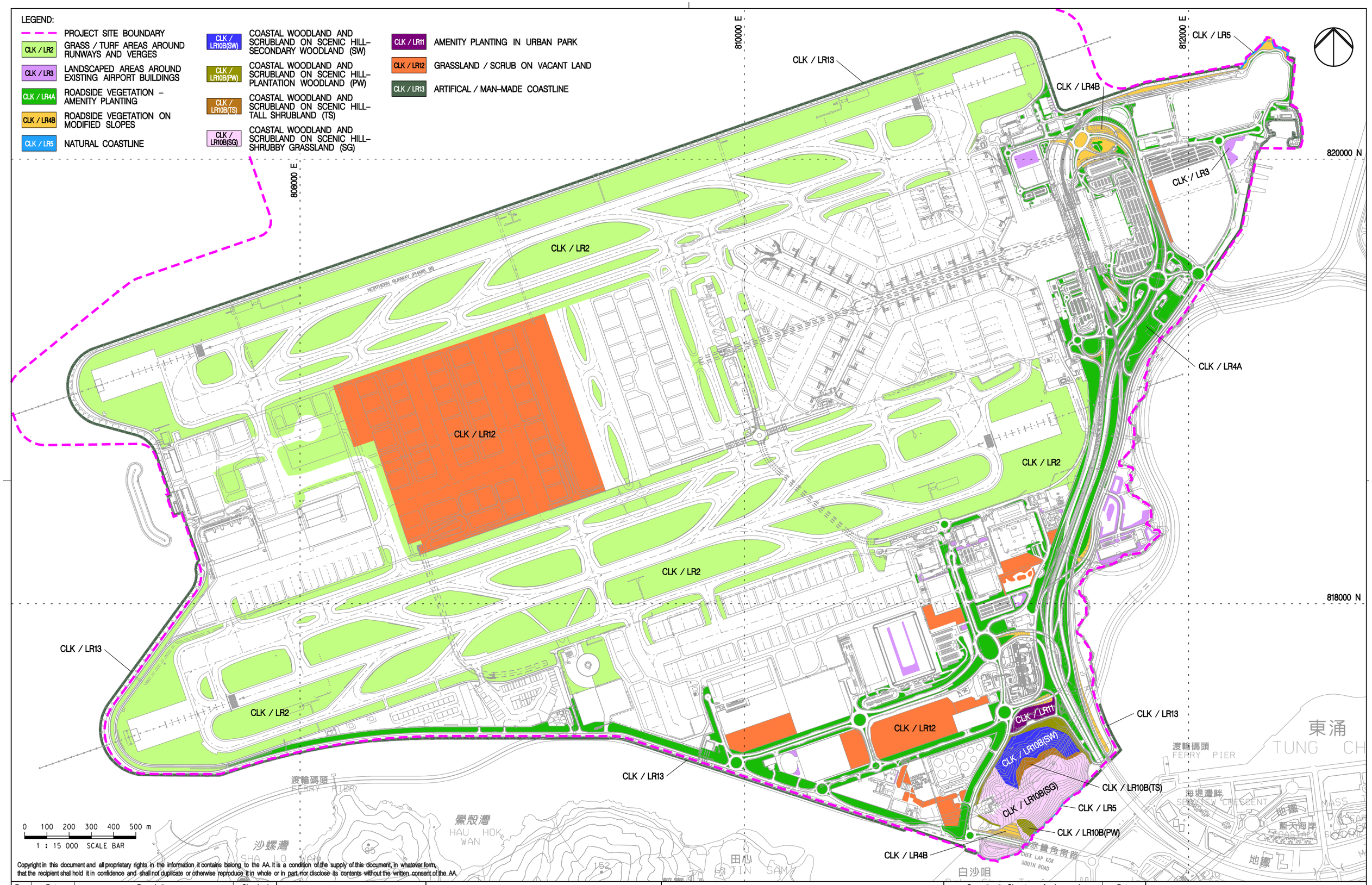

Copyright in this document and all proprietary rights in the information it contains belong to the AA. It is a condition of the supply of this document, in whatever form, that the recipient shall hold it in confidence and shall not duplicate or otherwise reproduce it in whole or in part, nor disclose its contents without the written consent of the AA.

Rev.	Date	Description	Checked
A	20NOV15	FIRST ISSUE	PK

香港國際機場 HONG KONG INTERNATIONAL AIRPORT

Airport Authority HKIA Tower, 1 Sky Plaza Road, Hong Kong International Airport, Lantau, Hong Kong
Tel : (852) 2188 7111 Fax : (852) 2824 0717

Mott MacDonald

Title

LOCATION OF VEGETATION TYPES ON AIRPORT ISLAND

Consultant's Signatures for Approval		Date
Design	PK	20NOV15
Checkers	PK	20NOV15
Approver	EC	20NOV15

EXPANSION OF HONG KONG INTERNATIONAL AIRPORT INTO A THREE–RUNWAY SYSTEM

Drawing No. FIGURE 5.3

Scale at A3 1 : 15000

Rev. A

Filename: J:\355482\REPORT\ENV\L&VBMR\151120\FIG 3-2.dgn

LEGEND:

PROJECT SITE BOUNDARY

VP VIEW POINT

800000 E

805000 E

810000 E

815000 E

820000 E

825000 N

820000 N

815000 N

URMSTON ROAD

HKSAR BOUNDARY

VP1

VP2

VP3

VP4

VP5

VP6

VP7

VP8

VP9

VP10

0 500 1000 1500 2000 m

1 : 60 000 SCALE BAR

Copyright in this document and all proprietary rights in the information it contains belong to the AA. It is a condition of the supply of this document, in whatever form, that the recipient shall hold it in confidence and shall not duplicate or otherwise reproduce it in whole or in part, nor disclose its contents without the written consent of the AA.

Rev.	Date	Description	Checked
A	20NOV15	FIRST ISSUE	PK

香港國際機場 HONG KONG INTERNATIONAL AIRPORT
Airport Authority HKIA Tower, 1 Sky Plaza Road, Hong Kong International Airport, Lantau, Hong Kong
Tel : (852) 2188 7111 Fax : (852) 2824 0717

Mott MacDonald

Title

LOCATION OF VIEWPOINTS

Consultant's Signatures for Approval		Date
Design	PK	20NOV15
Checkers	PK	20NOV15
Approver	EC	20NOV15

EXPANSION OF HONG KONG INTERNATIONAL AIRPORT INTO A THREE-RUNWAY SYSTEM

Drawing No.

FIGURE 5.4

Scale at A3 1 : 60000

Rev. A

Filename: J:\355482\REPORT\ENV\L&VBMR\151120\FIG 3-3.dgn



Baseline Conditions in June 2013

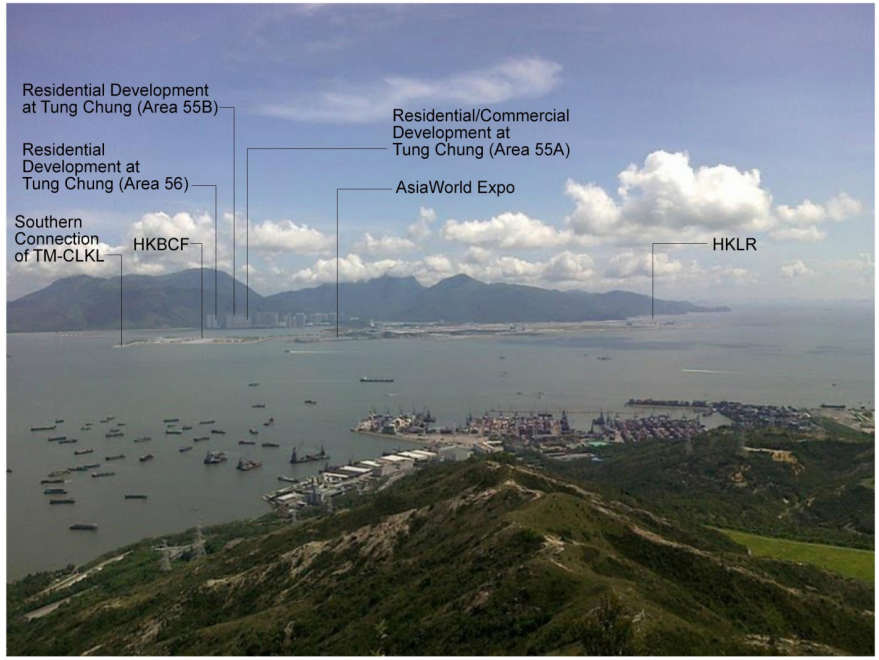

Planned Baseline Conditions in 2016 Before Commencement of the 3RS as shown in EIA Report

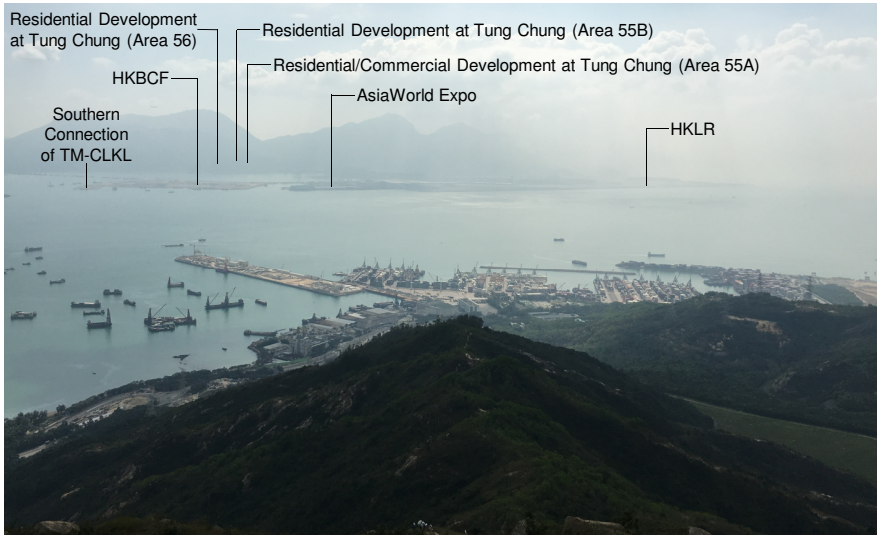

Existing Baseline Conditions in November 2015

Copyright in this document and all proprietary rights in the information it contains belong to the AA. It is a condition of the supply of this document, in whatever form, that the recipient shall hold it in confidence and shall not duplicate or otherwise reproduce it in whole or in part, nor disclose its contents without the written consent of the AA.

Rev.	Date	Description	Checked
A	24NOV15	FIRST ISSUE	PC

香港國際機場 HONG KONG INTERNATIONAL AIRPORT
Airport Authority HKIA Tower, 1 Sky Plaza Road, Hong Kong International Airport, Lantau, Hong Kong
Tel : (852) 2181 7111 Fax : (852) 2824 0707

Mott MacDonald

Title

UPDATED BASELINE VIEW OF VIEWPOINT 1 – VIEW FROM CASTLE PEAK

Consultant's Signatures for Approval		Date
Design	PC	24NOV15
Checkers	PC	24NOV15
Approver	EC	24NOV15

EXPANSION OF HONG KONG INTERNATIONAL AIRPORT INTO A THREE-RUNWAY SYSTEM

Drawing No.

FIGURE 5.5

Scale at A3 N.T.S.

Rev. A

Filename: J:\355482\CAD_ADMIN\MMH-355482-P-A3-N.dgn



Baseline Conditions in June 2013



Planned Baseline Conditions in 2016 Before Commencement of the 3RS as shown in EIA Report



Existing Baseline Conditions in November 2015

Copyright in this document and all proprietary rights in the information it contains belong to the AA. It is a condition of the supply of this document, in whatever form, that the recipient shall hold it in confidence and shall not duplicate or otherwise reproduce it in whole or in part, nor disclose its contents without the written consent of the AA.

Rev.	Date	Description	Checked
A	24NOV15	FIRST ISSUE	PC

香港國際機場 HONG KONG INTERNATIONAL AIRPORT
Airport Authority HKIA Tower, 1 Sky Plaza Road, Hong Kong International Airport, Lantau, Hong Kong
Tel : (852) 2181 7711 Fax : (852) 2824 0707

Mott MacDonald

Title

UPDATED BASELINE VIEW OF VIEWPOINT 2 – VIEW FROM MIAMI BEACH TOWERS

Consultant's Signatures for Approval		Date
Design	PC	24NOV15
Checkers	PC	24NOV15
Approver	EC	24NOV15

EXPANSION OF HONG KONG INTERNATIONAL AIRPORT INTO A THREE-RUNWAY SYSTEM

Drawing No.

FIGURE 5.6

Scale at A3 N.T.S.

Rev. A

Filename: J:\355482\CAD_ADMIN\MMH-355482-P-A3-N.dgn



Baseline Conditions in June 2013



Planned Baseline Conditions in 2016 Before Commencement of the 3RS as shown in EIA Report



Existing Baseline Conditions in November 2015

Copyright in this document and all proprietary rights in the information it contains belong to the AA. It is a condition of the supply of this document, in whatever form, that the recipient shall hold it in confidence and shall not duplicate or otherwise reproduce it in whole or in part, nor disclose its contents without the written consent of the AA.

Rev.	Date	Description	Checked
A	24NOV15	FIRST ISSUE	PC

香港國際機場 HONG KONG INTERNATIONAL AIRPORT
Airport Authority HKIA Tower, 1 Sky Plaza Road, Hong Kong International Airport, Lantau, Hong Kong
Tel: (852) 2181 7711 Fax: (852) 2824 0707

Mott MacDonald

Title

UPDATED BASELINE VIEW OF VIEWPOINT 3 – VIEW FROM MARRIOTT HOTEL

Consultant's Signatures for Approval		Date
Design	PC	24NOV15
Checkers	PC	24NOV15
Approver	EC	24NOV15

EXPANSION OF HONG KONG INTERNATIONAL AIRPORT INTO A THREE-RUNWAY SYSTEM

Drawing No.

FIGURE 5.7

Scale at A3 N.T.S.

Rev. A

Filename: J:\355482\CAD_ADMIN\MMH-355482-P-A3-N.dgn



Baseline Conditions in June 2013



Planned Baseline Conditions in 2016 Before Commencement of the 3RS as shown in EIA Report



Existing Baseline Conditions in November 2015

Copyright in this document and all proprietary rights in the information it contains belong to the AA. It is a condition of the supply of this document, in whatever form, that the recipient shall hold it in confidence and shall not duplicate or otherwise reproduce it in whole or in part, nor disclose its contents without the written consent of the AA.

Rev.	Date	Description	Checked
A	24NOV15	FIRST ISSUE	PC

香港國際機場 HONG KONG INTERNATIONAL AIRPORT
Airport Authority HKIA Tower, 1 Sky Plaza Road, Hong Kong International Airport, Lantau, Hong Kong
Tel : (852) 2181 7711 Fax : (852) 2924 0707

Mott MacDonald

Title

UPDATED BASELINE VIEW OF VIEWPOINT 4 – VIEW FROM CARIBBEAN COAST

Consultant's Signatures for Approval		Date
Design	PC	24NOV15
Checkers	PC	24NOV15
Approver	EC	24NOV15

EXPANSION OF HONG KONG INTERNATIONAL AIRPORT INTO A THREE-RUNWAY SYSTEM

Drawing No.

FIGURE 5.8

Scale at A3 N.T.S.

Rev. A

Filename: J:\355482\CAD_ADMIN\MMH-355482-P-A3-N.dgn



Baseline Conditions in June 2013



Planned Baseline Conditions in 2016 Before Commencement of the 3RS as shown in EIA Report



Existing Baseline Conditions in November 2015

Copyright in this document and all proprietary rights in the information it contains belong to the AA. It is a condition of the supply of this document, in whatever form, that the recipient shall hold it in confidence and shall not duplicate or otherwise reproduce it in whole or in part, nor disclose its contents without the written consent of the AA.

Rev.	Date	Description	Checked
A	24NOV15	FIRST ISSUE	PC

香港國際機場 HONG KONG INTERNATIONAL AIRPORT
Airport Authority HKIA Tower, 1 Sky Plaza Road, Hong Kong International Airport, Lantau, Hong Kong
Tel: (852) 2181 7711 Fax: (852) 2824 0707

Mott MacDonald

Title

UPDATED BASELINE VIEW OF VIEWPOINT 5 – VIEW FROM NGONG PING 360

Consultant's Signatures for Approval		Date
Design	PC	24NOV15
Checkers	PC	24NOV15
Approver	EC	24NOV15

EXPANSION OF HONG KONG INTERNATIONAL AIRPORT INTO A THREE-RUNWAY SYSTEM

Drawing No.

FIGURE 5.9

Scale at A3 N.T.S.

Rev. A

Filename: J:\355482\CAD_ADMIN\MMH-355482-P-A3-N.dgn



Baseline Conditions in June 2013



Planned Baseline Conditions in 2016 Before Commencement of the 3RS as shown in EIA Report



Existing Baseline Conditions in November 2015

Copyright in this document and all proprietary rights in the information it contains belong to the AA. It is a condition of the supply of this document, in whatever form, that the recipient shall hold it in confidence and shall not duplicate or otherwise reproduce it in whole or in part, nor disclose its contents without the written consent of the AA.

Rev.	Date	Description	Checked
A	24NOV15	FIRST ISSUE	PC

香港國際機場 HONG KONG INTERNATIONAL AIRPORT
Airport Authority HKIA Tower, 1 Sky Plaza Road, Hong Kong International Airport, Lantau, Hong Kong
Tel : (852) 2181 7711 Fax : (852) 2824 0707

Mott MacDonald

Title

UPDATED BASELINE VIEW OF VIEWPOINT 6 – VIEW FROM LANTAU HIKING TRAIL

Consultant's Signatures for Approval		Date
Design	PC	24NOV15
Checkers	PC	24NOV15
Approver	EC	24NOV15

EXPANSION OF HONG KONG INTERNATIONAL AIRPORT INTO A THREE-RUNWAY SYSTEM

Drawing No.

FIGURE 5.10

Scale at A3 N.T.S.

Rev. A

Filename: J:\355482\CAD_ADMIN\MMH-355482-P-A3-N.dgn



Baseline Conditions in June 2013



Planned Baseline Conditions in 2016 Before Commencement of the 3RS as shown in EIA Report

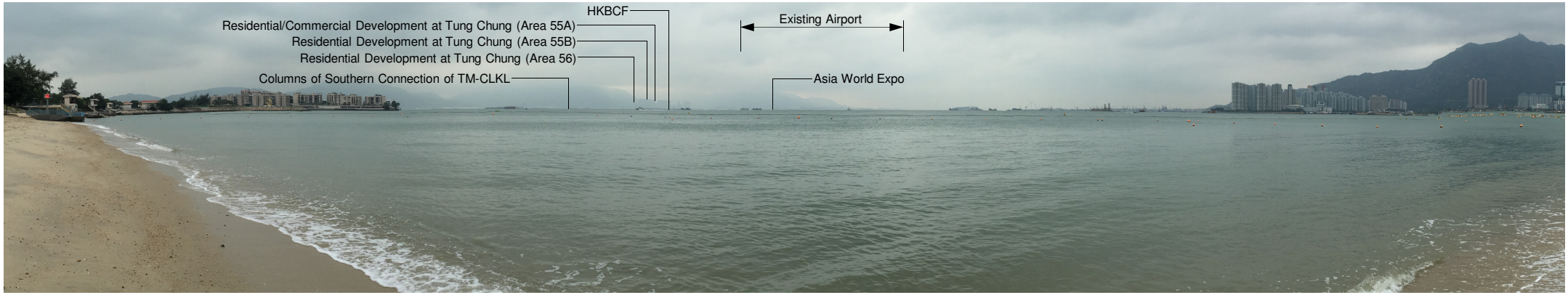

Existing Baseline Conditions in November 2015

Copyright in this document and all proprietary rights in the information it contains belong to the AA. It is a condition of the supply of this document, in whatever form, that the recipient shall hold it in confidence and shall not duplicate or otherwise reproduce it in whole or in part, nor disclose its contents without the written consent of the AA.

Rev.	Date	Description	Checked
A	24NOV15	FIRST ISSUE	PC

香港國際機場 HONG KONG INTERNATIONAL AIRPORT
Airport Authority HKIA Tower, 1 Sky Plaza Road, Hong Kong International Airport, Lantau, Hong Kong
Tel : (852) 2181 7711 Fax : (852) 2824 0707

Mott MacDonald

Title

UPDATED BASELINE VIEW OF VIEWPOINT 7 – VIEW FROM GOLDEN BEACH

Consultant's Signatures for Approval		Date
Design	PC	24NOV15
Checkers	PC	24NOV15
Approver	EC	24NOV15

EXPANSION OF HONG KONG INTERNATIONAL AIRPORT INTO A THREE-RUNWAY SYSTEM

Drawing No.

FIGURE 5.11

Scale at A3 N.T.S.

Rev. A

Filename: J:\355482\CAD_ADMIN\MMH-355482-P-A3-N.dgn



Baseline Conditions in June 2013



Planned Baseline Conditions in 2016 Before Commencement of the 3RS as shown in EIA Report



Existing Baseline Conditions in November 2015

Copyright in this document and all proprietary rights in the information it contains belong to the AA. It is a condition of the supply of this document, in whatever form, that the recipient shall hold it in confidence and shall not duplicate or otherwise reproduce it in whole or in part, nor disclose its contents without the written consent of the AA.

Rev.	Date	Description	Checked
A	24NOV15	FIRST ISSUE	PC

香港國際機場 HONG KONG INTERNATIONAL AIRPORT
Airport Authority HKIA Tower, 1 Sky Plaza Road, Hong Kong International Airport, Lantau, Hong Kong
Tel : (852) 2181 7711 Fax : (852) 2824 0707

Mott MacDonald

Title

UPDATED BASELINE VIEW OF VIEWPOINT 8 – VIEW FROM ST. STEPHEN'S TAI O FAMILY BUILDING

Consultant's Signatures for Approval		Date
Design	PC	24NOV15
Checkers	PC	24NOV15
Approver	EC	24NOV15

EXPANSION OF HONG KONG INTERNATIONAL AIRPORT INTO A THREE-RUNWAY SYSTEM

Drawing No. FIGURE 5.12

Scale at A3 N.T.S.

Rev. A

Filename: J:\355482\CAD_ADMIN\MMH-355482-P-A3-N.dgn



Baseline Conditions in June 2013



Planned Baseline Conditions in 2016 Before Commencement of the 3RS as shown in EIA Report



Existing Baseline Conditions in November 2015

Copyright in this document and all proprietary rights in the information it contains belong to the AA. It is a condition of the supply of this document, in whatever form, that the recipient shall hold it in confidence and shall not duplicate or otherwise reproduce it in whole or in part, nor disclose its contents without the written consent of the AA.

Rev.	Date	Description	Checked
A	24NOV15	FIRST ISSUE	PC

香港國際機場 HONG KONG INTERNATIONAL AIRPORT
Airport Authority HKIA Tower, 1 Sky Plaza Road, Hong Kong International Airport, Lantau, Hong Kong
Tel : (852) 2181 7111 Fax : (852) 2824 0707

Mott MacDonald

Title

UPDATED BASELINE VIEW OF VIEWPOINT 9 – VIEW FROM POTENTIAL RECREATIONAL USERS OF FUTURE TUNG CHUNG EAST DEVELOPMENT

Consultant's Signatures for Approval		Date
Design	PC	24NOV15
Checkers	PC	24NOV15
Approver	EC	24NOV15

EXPANSION OF HONG KONG INTERNATIONAL AIRPORT INTO A THREE-RUNWAY SYSTEM

Drawing No.

FIGURE 5.13

Scale at A3 N.T.S.

Rev. A

Filename: J:\355482\CAD_ADMIN\MMH-355482-P-A3-N.dgn



Baseline Conditions in June 2013



Planned Baseline Conditions in 2016 Before Commencement of the 3RS as shown in EIA Report



Existing Baseline Conditions in November 2015

Copyright in this document and all proprietary rights in the information it contains belong to the AA. It is a condition of the supply of this document, in whatever form, that the recipient shall hold it in confidence and shall not duplicate or otherwise reproduce it in whole or in part, nor disclose its contents without the written consent of the AA.

Rev.	Date	Description	Checked
A	24NOV15	FIRST ISSUE	PC

香港國際機場 HONG KONG INTERNATIONAL AIRPORT

Airport Authority HKIA Tower, 1 Sky Plaza Road, Hong Kong International Airport, Lantau, Hong Kong
Tel : (852) 2181 7111 Fax : (852) 2824 0707

Mott MacDonald

Title

UPDATED BASELINE VIEW OF VIEWPOINT 10 – VIEW FROM FU SHAN IN TAI O

Consultant's Signatures for Approval		Date
Design	PC	24NOV15
Checkers	PC	24NOV15
Approver	EC	24NOV15

EXPANSION OF HONG KONG INTERNATIONAL AIRPORT INTO A THREE-RUNWAY SYSTEM

Drawing No.

FIGURE 5.14

Scale at A3 N.T.S.

Rev. A

Filename: J:\355482\CAD_ADMIN\MMH-355482-P-A3-N.dgn

Appendix 1.1. The Construction Programme of Horizontal Directional Drilling (HDD)

Line	Name
1	Site Preparation & Equipment Setup
2	Drilling (HDD)
3	Fuel Pipe Installation (HDD section)
4	Fuel Pipe Installation (Sha Chau & Aviation Fuel Receiving Facility)
5	Testing & Commissioning
6	Works Completion

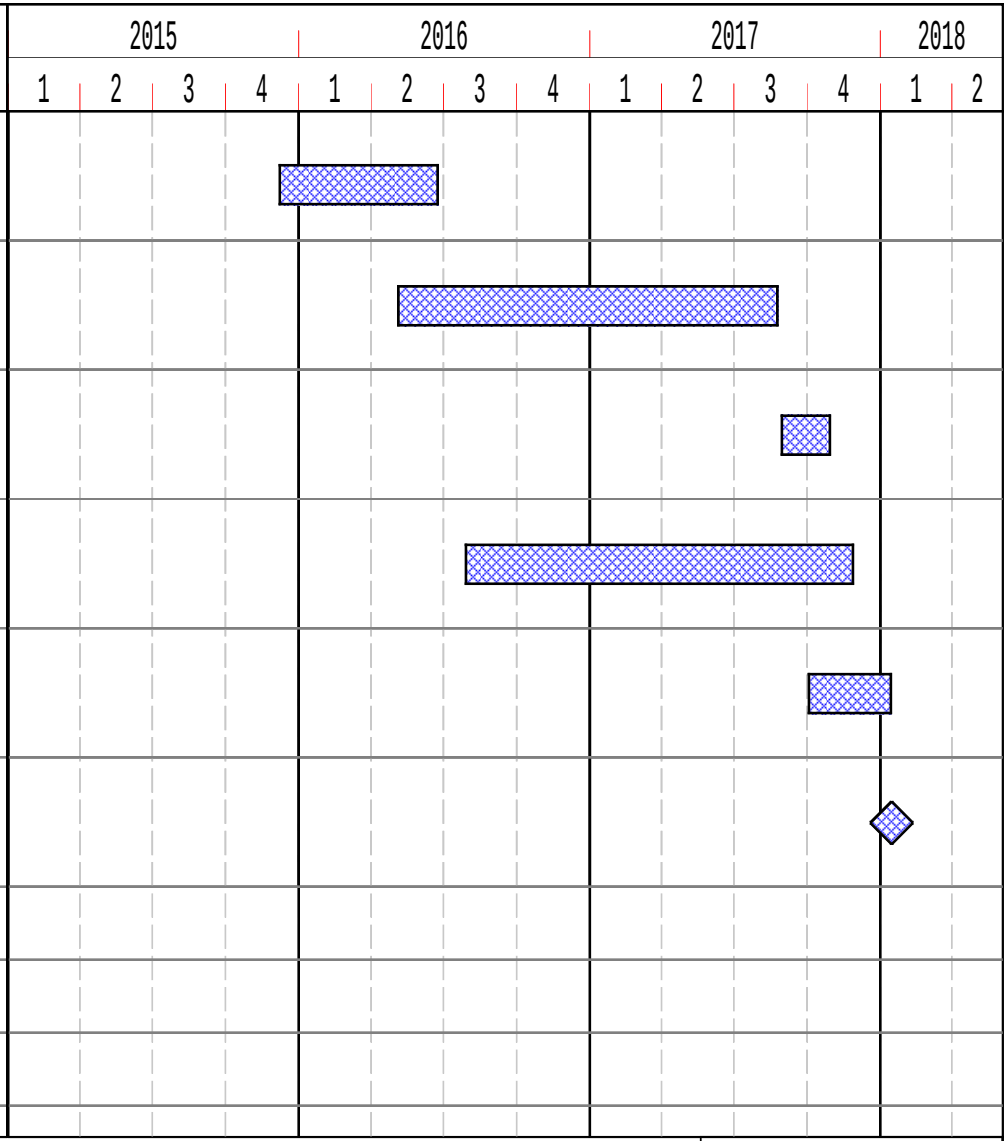

Reference	EM001
Date	31-Aug-15

THREE RUNWAY SYSTEM

Aviation Fuel Pipeline Diversion Works
Construction Programme

香港國際機場 HONG KONG INTERNATIONAL AIRPORT

Appendix 2.1. Calibration Certificates

EQUIPMENT CALIBRATION RECORD

Type :	Laser Dust Monitor
Manufacturer / Brand :	SIBATA
Model No.:	LD-3B
Equipment No.:	LD-3B-002
Serial No.:	974350
Sensitivity Adjustment Scale Setting :	622 CPM

Standard Equipment

Equipment :	MFC High Volume Air Sampler
Venue :	CM_FM1a Western Wholesale Food Market
Model No.:	TE-5170 Total Suspended Particulated
Serial No.:	2146
Previous Calibration Date	19/10/2013

Calibration Result

Sensitivity Adjustment Scale Setting (Before Calibration) :	622 CPM
Sensitivity Adjustment Scale Setting (After Calibration) :	622 CPM

Hour	Date (dd-mmm-yy)	Time		Ambient Condition		Concentration (ug/m^3) Y-axis	Total Count	Count/Minute X-axis
				Temp (C)	R.H. (%)			
1	11-Dec-14	10:40	11:40	25.6	79%	174	5756	95.93
2	11-Dec-14	12:05	13:05	25.6	79%	176	5885	98.08
3	11-Dec-14	13:20	14:20	25.6	79%	194	6831	113.85
4	11-Dec-14	15:30	16:30	25.6	79%	199	7107	118.45

Be Linear Regression of Y or X
Slope (K-factor): 1.7377
Correlation coefficient : 0.9948

Remark:

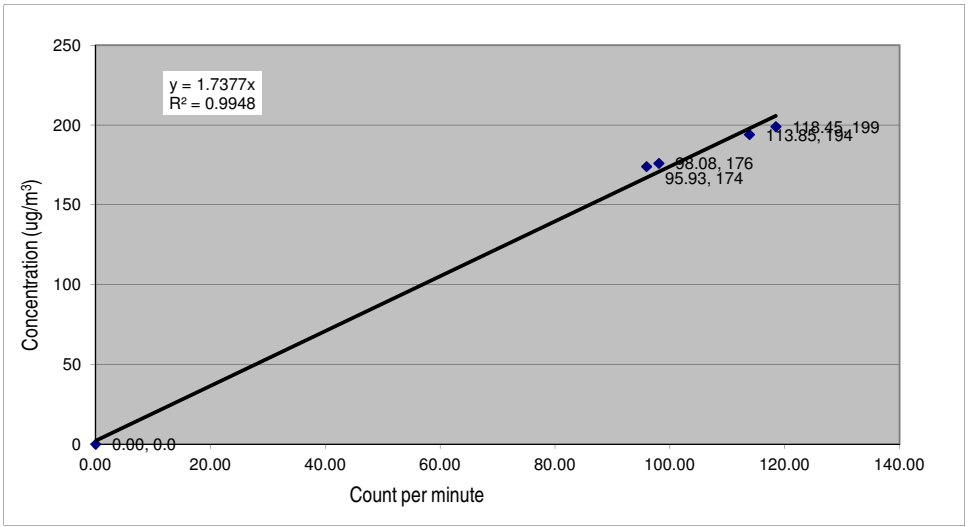

Recorded by: Ruby Law Signature: Date: 19/12/2014

Checked by: Keith Chau Signature: Date: 19/12/2014

EQUIPMENT CALIBRATION RECORD

Type :	Laser Dust Monitor
Manufacturer / Brand :	SIBATA
Model No.:	LD-3B
Equipment No.:	LD-3B-003
Serial No.:	276018
Sensitivity Adjustment Scale Setting :	799 CPM

Standard Equipment

Equipment :	MFC High Volume Air Sampler
Venue :	CB_FM1a Western Wholesale Food Market
Model No.:	TE-5170 Total Suspended Particulate
Serial No.:	2146

Calibration Result

Sensitivity Adjustment Scale Setting (Before Calibration) :	799 CPM
Sensitivity Adjustment Scale Setting (After Calibration) :	799 CPM

Hour	Date (dd-mmm-yy)	Time		Ambient Condition		Concentration (ug/m^3) Y-axis	Total Count	Count/Minute X-axis
				Temp (^{o}C)	R.H. (%)			
1	11-Dec-14	09:30	10:30	19.5	62%	168	5460	91.00
2	11-Dec-14	10:40	11:40	19.5	62%	174	5749	95.82
3	11-Dec-14	11:46	12:46	19.5	62%	176	5790	96.50
4	11-Dec-14	13:00	14:00	19.5	62%	194	6618	110.30
5	11-Dec-14	14:50	15:50	19.5	62%	199	6840	114.00

Be Linear Regression of Y or X
Slope (K-factor): 1.7912
Correlation coefficient : 0.9972

Remark:

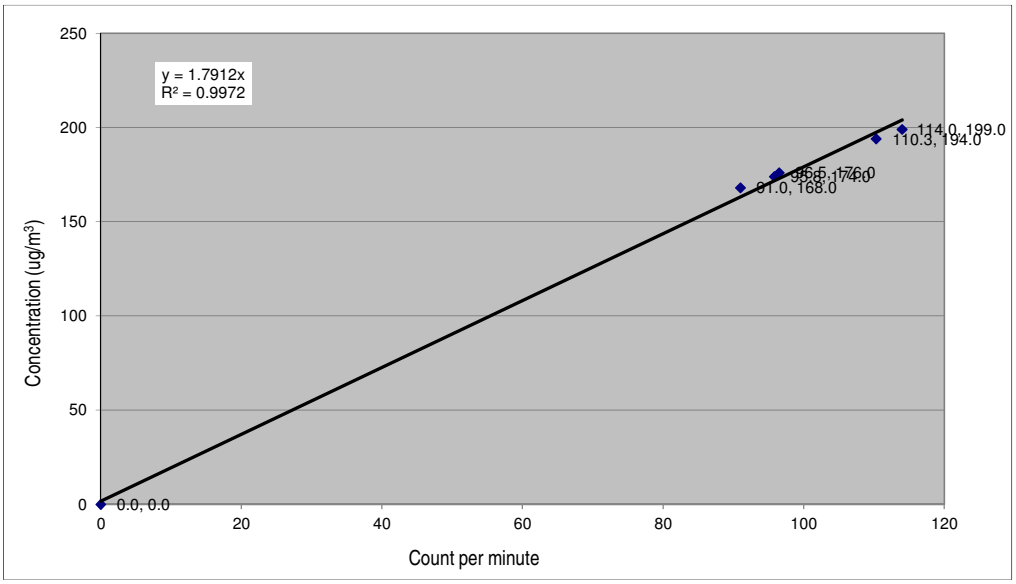

Recorded by: Ruby Law Signature: Date: 19/12/2014

Checked by: Keith Chau Signature: Date: 19/12/2014

輝創工程有限公司
Sun Creation Engineering Limited
Calibration and Testing Laboratory

Certificate of Calibration
校正證書

Certificate No. : C153870
證書編號

ITEM TESTED / 送檢項目 (Job No. / 序引編號 : IC15-1591) Date of Receipt / 收件日期 : 16 July 2015

Description / 儀器名稱 : Acoustical Calibrator
Manufacturer / 製造商 : Brüel & Kjær
Model No. / 型號 : 4231
Serial No. / 編號 : 3004068
Supplied By / 委託者 : Atkins China Limited
19/F., Tower 1, The Gateway Harbour City,
Tsim Sha Tsui, Kowloon

TEST CONDITIONS / 測試條件

Temperature / 溫度 : (23 ± 2)°C Relative Humidity / 相對濕度 : (55 ± 20)%
Line Voltage / 電壓 : ---

TEST SPECIFICATIONS / 測試規範

Calibration check

DATE OF TEST / 測試日期 : 18 July 2015

TEST RESULTS / 測試結果

The results apply to the particular unit-under-test only.
All results are within manufacturer's specification.
The results are detailed in the subsequent page(s).

The test equipment used for calibration are traceable to National Standards via :
- The Government of The Hong Kong Special Administrative Region Standard & Calibration Laboratory
- Agilent Technologies / Keysight Technologies
- Rohde & Schwarz Laboratory, Germany
- Fluke Everett Service Center, USA

Tested By 測試 : K C Lee
Project Engineer

Certified By 核證 : K M Wu
Engineer

Date of Issue 簽發日期 : 21 July 2015

The test equipment used for calibration are traceable to the Nation Standards as specified in this certificate. This certificate shall not be reproduced except in full, without the prior written approval of this laboratory.
本證書所載校正用之測試器材均可溯源至國際標準。局部複印本證書需先獲本實驗所書面批准。

Sun Creation Engineering Limited – Calibration & Testing Laboratory
c/o 4/F, Tsing Shan Wan Exchange Building, 1 Hing On Lane, Tuen Mun, New Territories, Hong Kong
輝創工程有限公司 – 校正及檢測實驗所
c/o 香港新界屯門興安里一號青山灣機樓四樓
Tel/電話: 2927 2606 Fax/傳真: 2744 8986 E-mail/電郵: callab@suncreation.com Website/網址: www.suncreation.com

Certificate of Calibration
校正證書

Certificate No. : C153870
證書編號

1. The unit-under-test (UUT) was allowed to stabilize in the laboratory for over 12 hours before the commencement of the test.

2. The results presented are the mean of 3 measurements at each calibration point.

3. Test equipment :

Equipment ID	Description	Certificate No.
CL130	Universal Counter	C153519
CL281	Multifunction Acoustic Calibrator	DC130171
TST150A	Measuring Amplifier	C141558

4. Test procedure : MA100N.

5. Results :

5.1 Sound Level Accuracy

UUT Nominal Value	Measured Value (dB)	Mfr's Spec. (dB)	Uncertainty of Measured Value (dB)
94 dB, 1 kHz	94.0	± 0.2	± 0.2
114 dB, 1 kHz	114.0		

5.2 Frequency Accuracy

UUT Nominal Value (kHz)	Measured Value (kHz)	Mfr's Spec.	Uncertainty of Measured Value (Hz)
1	1.000 0	1 kHz ± 0.1 %	± 0.1

Remark : The uncertainties are for a confidence probability of not less than 95 %.

Note :
The values given in this Certificate only relate to the values measured at the time of the test and any uncertainties quoted will not include allowance for the equipment long term drift, variations with environment changes, vibration and shock during transportation, overloading, mis-handling, or the capability of any other laboratory to repeat the measurement. Sun Creation Engineering Limited shall not be liable for any loss or damage resulting from the use of the equipment.

The test equipment used for calibration are traceable to the Nation Standards as specified in this certificate. This certificate shall not be reproduced except in full, without the prior written approval of this laboratory.
本證書所載校正用之測試器材均可溯源至國際標準。局部複印本證書需先獲本實驗所書面批准。

Sun Creation Engineering Limited – Calibration & Testing Laboratory
c/o 4/F, Tsing Shan Wan Exchange Building, 1 Hing On Lane, Tuen Mun, New Territories, Hong Kong
輝創工程有限公司 – 校正及檢測實驗所
c/o 香港新界屯門興安里一號青山灣機樓四樓
Tel/電話: 2927 2606 Fax/傳真: 2744 8986 E-mail/電郵: callab@suncreation.com Website/網址: www.suncreation.com

輝創工程有限公司
Sun Creation Engineering Limited
Calibration and Testing Laboratory

Certificate of Calibration
校正證書

Certificate No. : C156299
證書編號

ITEM TESTED / 送檢項目 (Job No. / 序引編號 : IC15-2523) Date of Receipt / 收件日期 : 6 November 2015

Description / 儀器名稱 : Integrating Sound Level Meter
Manufacturer / 製造商 : Brüel & Kjær
Model No. / 型號 : 2238
Serial No. / 編號 : 2808432
Supplied By / 委託者 : Atkins China Limited
19/F., Tower 1, The Gateway Harbour City,
Tsim Sha Tsui, Kowloon

TEST CONDITIONS / 測試條件

Temperature / 溫度 : (23 ± 2)°C Relative Humidity / 相對濕度 : (55 ± 20)%
Line Voltage / 電壓 : ---

TEST SPECIFICATIONS / 測試規範

Calibration check

DATE OF TEST / 測試日期 : 10 November 2015

TEST RESULTS / 測試結果

The results apply to the particular unit-under-test only.
The results do not exceed manufacturer's specification.
The results are detailed in the subsequent page(s).

The test equipment used for calibration are traceable to National Standards via :
- The Government of The Hong Kong Special Administrative Region Standard & Calibration Laboratory
- Agilent Technologies / Keysight Technologies
- Rohde & Schwarz Laboratory, Germany
- Fluke Everett Service Center, USA

Tested By 測試 : H T Wong, Technical Officer

Certified By 核證 : K C Lee, Project Engineer

Date of Issue 簽發日期 : 11 November 2015

The test equipment used for calibration are traceable to the Nation Standards as specified in this certificate. This certificate shall not be reproduced except in full, without the prior written approval of this laboratory.
本證書所載校正用之測試器材均可溯源至國際標準。局部複印本證書需先獲本實驗所書面批准。

Sun Creation Engineering Limited – Calibration & Testing Laboratory
c/o 4/F, Tsing Shan Wan Exchange Building, 1 Hing On Lane, Tuen Mun, New Territories, Hong Kong
輝創工程有限公司 – 校正及檢測實驗所
c/o 香港新界屯門興安里一號青山灣機樓四樓
Tel/電話: 2927 2606 Fax/傳真: 2744 8986 E-mail/電郵: callab@suncreation.com Website/網址: www.suncreation.com

Certificate of Calibration
校正證書

Certificate No. : C156299
證書編號

1. The unit-under-test (UUT) was allowed to stabilize in the laboratory for over 12 hours, and switched on to warm up for over 10 minutes before the commencement of the test.

2. Self-calibration using laboratory acoustic calibrator was performed before the test from 6.1.1.2 to 6.3.2.

3. The results presented are the mean of 3 measurements at each calibration point.

4. Test equipment :

Equipment ID	Description	Certificate No.
CL280	40 MHz Arbitrary Waveform Generator	C150014
CL281	Multifunction Acoustic Calibrator	DC130171

5. Test procedure : MA101N.

6. Results :

6.1 Sound Pressure Level :

6.1.1 Reference Sound Pressure Level

6.1.1.1 Before Self-calibration

UUT Setting				Applied Value		UUT Reading (dB)
Range (dB)	Parameter	Frequency Weighting	Time Weighting	Level (dB)	Freq. (kHz)	
50 - 130	L_{AFP}	A	F	94.00	1	95.2

6.1.1.2 After Self-calibration

UUT Setting				Applied Value		UUT Reading (dB)	IEC 61672 Class 1 Spec. (dB)
Range (dB)	Parameter	Frequency Weighting	Time Weighting	Level (dB)	Freq. (kHz)		
50 - 130	L_{AFP}	A	F	94.00	1	94.1	± 1.1

6.1.2 Linearity

UUT Setting				Applied Value		UUT Reading (dB)
Range (dB)	Parameter	Frequency Weighting	Time Weighting	Level (dB)	Freq. (kHz)	
50 - 130	L_{AFP}	A	F	94.00	1	94.1 (Ref.)
				104.00		104.1
				114.00		114.1

IEC 61672 Class 1 Spec. : ± 0.6 dB per 10 dB step and ± 1.1 dB for overall different.

The test equipment used for calibration are traceable to the Nation Standards as specified in this certificate. This certificate shall not be reproduced except in full, without the prior written approval of this laboratory.
本證書所載校正用之測試器材均可溯源至國際標準。局部複印本證書需先獲本實驗所書面批准。

Sun Creation Engineering Limited – Calibration & Testing Laboratory
c/o 4/F, Tsing Shan Wan Exchange Building, 1 Hing On Lane, Tuen Mun, New Territories, Hong Kong
輝創工程有限公司 – 校正及檢測實驗所
c/o 香港新界屯門興安里一號青山灣機樓四樓
Tel/電話: 2927 2606 Fax/傳真: 2744 8986 E-mail/電郵: callab@suncreation.com Website/網址: www.suncreation.com

Certificate of Calibration
校正證書

Certificate No. : C156299
證書編號

6.2 Time Weighting

UUT Setting				Applied Value		UUT Reading (dB)	IEC 61672 Class 1 Spec. (dB)
Range (dB)	Parameter	Frequency Weighting	Time Weighting	Level (dB)	Freq. (kHz)		
50 - 130	L_{AFP}	A	F	94.00	1	94.1	Ref.
	L_{ASP}		S			94.1	± 0.3

6.3 Frequency Weighting

6.3.1 A-Weighting

UUT Setting				Applied Value		UUT Reading (dB)	IEC 61672 Class 1 Spec. (dB)
Range (dB)	Parameter	Frequency Weighting	Time Weighting	Level (dB)	Freq.		
50 - 130	L_{AFP}	A	F	94.00	63 Hz	68.0	-26.2 ± 1.5
					125 Hz	78.0	-16.1 ± 1.5
					250 Hz	85.4	-8.6 ± 1.4
					500 Hz	90.9	-3.2 ± 1.4
					1 kHz	94.1	Ref.
					2 kHz	95.3	+1.2 ± 1.6
					4 kHz	95.1	+1.0 ± 1.6
					8 kHz	92.9	-1.1 (+2.1 ; -3.1)
					12.5 kHz	89.8	-4.3 (+3.0 ; -6.0)

6.3.2 C-Weighting

UUT Setting				Applied Value		UUT Reading (dB)	IEC 61672 Class 1 Spec. (dB)
Range (dB)	Parameter	Frequency Weighting	Time Weighting	Level (dB)	Freq.		
50 - 130	L_{CFP}	C	F	94.00	63 Hz	93.4	-0.8 ± 1.5
					125 Hz	94.0	-0.2 ± 1.5
					250 Hz	94.1	0.0 ± 1.4
					500 Hz	94.1	0.0 ± 1.4
					1 kHz	94.1	Ref.
					2 kHz	94.0	-0.2 ± 1.6
					4 kHz	93.3	-0.8 ± 1.6
					8 kHz	91.1	-3.0 (+2.1 ; -3.1)
					12.5 kHz	87.9	-6.2 (+3.0 ; -6.0)

The test equipment used for calibration are traceable to the Nation Standards as specified in this certificate. This certificate shall not be reproduced except in full, without the prior written approval of this laboratory.
本證書所載校正用之測試器材均可溯源至國際標準。局部複印本證書需先獲本實驗所書面批准。

Certificate of Calibration
校正證書

Certificate No. : C156299
證書編號

Remarks : - UUT Microphone Model No. : 4188 & S/N : 2929047

- Mfr's Spec. : IEC 61672 Class 1

- Uncertainties of Applied Value :

94 dB	: 63 Hz - 125 Hz	: ± 0.35 dB
	250 Hz - 500 Hz	: ± 0.30 dB
	1 kHz	: ± 0.20 dB
	2 kHz - 4 kHz	: ± 0.35 dB
	8 kHz	: ± 0.45 dB
	12.5 kHz	: ± 0.70 dB
104 dB	: 1 kHz	: ± 0.10 dB (Ref. 94 dB)
114 dB	: 1 kHz	: ± 0.10 dB (Ref. 94 dB)

- The uncertainties are for a confidence probability of not less than 95 %.

Note :
The values given in this Certificate only relate to the values measured at the time of the test and any uncertainties quoted will not include allowance for the equipment long term drift, variations with environment changes, vibration and shock during transportation, overloading, mis-handling, or the capability of any other laboratory to repeat the measurement. Sun Creation Engineering Limited shall not be liable for any loss or damage resulting from the use of the equipment.

The test equipment used for calibration are traceable to the Nation Standards as specified in this certificate. This certificate shall not be reproduced except in full, without the prior written approval of this laboratory.
本證書所載校正用之測試器材均可溯源至國際標準。局部複印本證書需先獲本實驗所書面批准。

Sun Creation Engineering Limited – Calibration & Testing Laboratory
c/o 4/F, Tsing Shan Wan Exchange Building, 1 Hing On Lane, Tuen Mun, New Territories, Hong Kong
輝創工程有限公司 – 校正及檢測實驗所
c/o 香港新界屯門興安里一號青山灣機樓四樓
Tel/電話: 2927 2606 Fax/傳真: 2744 8986 E-mail/電郵: callab@suncreation.com Website/網址: www.suncreation.com

MAXLAB

CALIBRATION CERTIFICATE

Certificate Information

Date of Issue	28-Oct-2015	**Certificate Number**	MLCN151848S

Customer Information

Company Name	Wilson Accoustics Limited
Address	Unit 601, Block A, Shatin Industrial Centre, Yuen Shun Circuit, Shatin, N. T., Hong Kong

Equipment-under-Test (EUT)

Description	Hand-held Analyzer
Manufacturer	Brüel & Kjær
Model Number	Type 2250-L
Serial Number	3004555
Equipment Number	--

Calibration Particular

Date of Calibration	28-Oct-2015		
Calibration Equipment	4231(MLTE008) / PA140064 / 29-Apr-2016		
Calibration Procedure	MLCG00, MLCG15		
Calibration Conditions	Laboratory	Temperature	23 °C ± 5 °C
		Relative Humidity	55% ± 25%
	EUT	Stabilizing Time	Over 3 hours
		Warm-up Time	10 minutes
		Power Supply	Internal battery
Calibration Results	Calibration data were detailed in the continuation pages.		

Approved By & Date

K.O. Lo 28-Oct-2015

Statements

* Calibration equipment used for this calibration are traceable to national / international standards.
* The results on this Calibration Certificate only relate to the values measured at the time of the calibration and the uncertainties quoted will not include allowance for the EUT long term drift, variation with environmental changes, vibration and shock during transportation, overloading, mishandling, misuse, and the capacity of any other laboratory to repeat the measurement.
* MaxLab Calibration Centre Limited shall not be liable for any loss or damage resulting from the use of the EUT.
* The copy of this Certificate is owned by MaxLab Calibration Centre Limited. No part of this Certificate may be reproduced without the prior written approval of MaxLab Calibration Centre Limited.

萬儀校正中心有限公司
MaxLab Calibration Centre Limited
香港新界葵涌華星街 16-18 號保盈工業大廈 9 樓 B2 室
Unit B2, 9/F., Boldwin Industrial Bldg., 16-18 Wah Sing Street, Kwai Chung, N.T., Hong Kong Tel: (852) 2116 1380 Fax: (852) 2264 6480 Email: info@maxlab.com.hk

MAXLAB

Certificate No. MLCN151848S

Calibration Data

Parameter	Range (dB)	Frequency Weighting	Response	EUT Reading	Standard Reading	EUT Error	Calibration Uncertainty
SPL	Auto 20 - 140	A (1 kHz Input)	F	94.0 dB	94.0 dB	0.0 dB	0.2 dB
			S	94.0 dB	94.0 dB	0.0 dB	0.2 dB
			I	94.0 dB	94.0 dB	0.0 dB	0.2 dB
		Z (1 kHz Input)	F	94.0 dB	94.0 dB	0.0 dB	0.2 dB
			S	94.0 dB	94.0 dB	0.0 dB	0.2 dB
			I	94.0 dB	94.0 dB	0.0 dB	0.2 dB
		A (1 kHz Input)	F	114.0 dB	114.0 dB	0.0 dB	0.2 dB
			S	114.0 dB	114.0 dB	0.0 dB	0.2 dB
			I	114.0 dB	114.0 dB	0.0 dB	0.2 dB
		Z (1 kHz Input)	F	114.0 dB	114.0 dB	0.0 dB	0.2 dB
			S	114.0 dB	114.0 dB	0.0 dB	0.2 dB
			I	114.0 dB	114.0 dB	0.0 dB	0.2 dB

- END -

Calibrated By : Dan
Date : 28-Oct-2015

Checked By : K.O. Lo
Date : 28-Oct-2015

萬儀校正中心有限公司
MaxLab Calibration Centre Limited
香港新界葵涌華星街16-18號保盈工業大廈9樓B2室
Unit B2, 9/F., Boldwin Industrial Bldg., 16-18 Wah Sing Street, Kwai Chung, N.T., Hong Kong Tel: (852) 2116 1380 Fax: (852) 2264 6480 Email: info@maxlab.com.hk

輝創工程有限公司
Sun Creation Engineering Limited
Calibration and Testing Laboratory

Certificate of Calibration
校正證書

Certificate No. : C153871
證書編號

ITEM TESTED / 送檢項目 (Job No. / 序引編號 : IC15-1591) Date of Receipt / 收件日期 : 16 July 2015

Description / 儀器名稱 : Integrating Sound Level Meter
Manufacturer / 製造商 : Brüel & Kjær
Model No. / 型號 : 2238
Serial No. / 編號 : 2800932
Supplied By / 委託者 : Atkins China Limited
19/F., Tower 1, The Gateway Harbour City,
Tsim Sha Tsui, Kowloon

TEST CONDITIONS / 測試條件

Temperature / 溫度 : (23 ± 2)°C Relative Humidity / 相對濕度 : (55 ± 20)%
Line Voltage / 電壓 : ---

TEST SPECIFICATIONS / 測試規範

Calibration check

DATE OF TEST / 測試日期 : 18 July 2015

TEST RESULTS / 測試結果

The results apply to the particular unit-under-test only.
All results are within manufacturer's specification.
The results are detailed in the subsequent page(s).

The test equipment used for calibration are traceable to National Standards via :
- The Government of The Hong Kong Special Administrative Region Standard & Calibration Laboratory
- Agilent Technologies / Keysight Technologies
- Rohde & Schwarz Laboratory, Germany
- Fluke Everett Service Center, USA

Tested By 測試 : K C Lee
Project Engineer

Certified By 核證 : K M Wu
Engineer

Date of Issue 簽發日期 : 21 July 2015

The test equipment used for calibration are traceable to the Nation Standards as specified in this certificate. This certificate shall not be reproduced except in full, without the prior written approval of this laboratory.
本證書所載校正用之測試器材均可溯源至國際標準。局部複印本證書需先獲本實驗所書面批准。

Sun Creation Engineering Limited – Calibration & Testing Laboratory
c/o 4/F, Tsing Shan Wan Exchange Building, 1 Hing On Lane, Tuen Mun, New Territories, Hong Kong
輝創工程有限公司 – 校正及檢測實驗所
c/o 香港新界屯門興安里一號青山灣機樓四樓
Tel/電話: 2927 2606 Fax/傳真: 2744 8986 E-mail/電郵: callab@suncreation.com Website/網址: www.suncreation.com

Certificate of Calibration
校正證書

Certificate No. : C153871
證書編號

1. The unit-under-test (UUT) was allowed to stabilize in the laboratory for over 12 hours, and switched on to warm up for over 10 minutes before the commencement of the test.

2. Self-calibration using the B & K Acoustic Calibrator 4231, S/N : 3004068 was performed before the test.

3. The results presented are the mean of 3 measurements at each calibration point.

4. Test equipment :

Equipment ID	Description	Certificate No.
CL280	40 MHz Arbitrary Waveform Generator	C150014
CL281	Multifunction Acoustic Calibrator	DC130171

5. Test procedure : MA101N.

6. Results :

6.1 Sound Pressure Level

6.1.1 Reference Sound Pressure Level

UUT Setting				Applied Value		UUT Reading (dB)	IEC 60651 Type 1 Spec. (dB)
Range (dB)	Parameter	Frequency Weighting	Time Weighting	Level (dB)	Freq. (kHz)		
50 - 130	L_{AFP}	A	F	94.00	1	94.1	± 0.7

6.1.2 Linearity

UUT Setting				Applied Value		UUT Reading (dB)
Range (dB)	Parameter	Frequency Weighting	Time Weighting	Level (dB)	Freq. (kHz)	
50 - 130	L_{AFP}	A	F	94.00	1	94.1 (Ref.)
				104.00		104.1
				114.00		114.1

IEC 60651 Type 1 Spec. : ± 0.4 dB per 10 dB step and ± 0.7 dB for overall different.

6.2 Time Weighting

6.2.1 Continuous Signal

UUT Setting				Applied Value		UUT Reading (dB)	IEC 60651 Type 1 Spec. (dB)
Range (dB)	Parameter	Frequency Weighting	Time Weighting	Level (dB)	Freq. (kHz)		
50 - 130	L_{AFP}	A	F	94.00	1	94.1	Ref.
	L_{ASP}		S			94.1	± 0.1
	L_{AIP}		I			94.1	± 0.1

The test equipment used for calibration are traceable to the Nation Standards as specified in this certificate. This certificate shall not be reproduced except in full, without the prior written approval of this laboratory.
本證書所載校正用之測試器材均可溯源至國際標準。局部複印本證書需先獲本實驗所書面批准。

Sun Creation Engineering Limited – Calibration & Testing Laboratory
c/o 4/F, Tsing Shan Wan Exchange Building, 1 Hing On Lane, Tuen Mun, New Territories, Hong Kong
輝創工程有限公司 – 校正及檢測實驗所
c/o 香港新界屯門興安里一號青山灣機樓四樓
Tel/電話: 2927 2606 Fax/傳真: 2744 8986 E-mail/電郵: callab@suncreation.com Website/網址: www.suncreation.com

Certificate of Calibration
校正證書

Certificate No. : C153871
證書編號

6.2.2 Tone Burst Signal (2 kHz)

UUT Setting				Applied Value		UUT Reading (dB)	IEC 60651 Type 1 Spec. (dB)
Range (dB)	Parameter	Frequency Weighting	Time Weighting	Level (dB)	Burst Duration		
30 - 110	L_{AFP}	A	F	106.0	Continuous	106.0	Ref.
	L_{AFMax}				200 ms	105.0	-1.0 ± 1.0
	L_{ASP}		S		Continuous	106.0	Ref.
	L_{ASMax}				500 ms	102.0	-4.1 ± 1.0

6.3 Frequency Weighting

6.3.1 A-Weighting

UUT Setting				Applied Value		UUT Reading (dB)	IEC 60651 Type 1 Spec. (dB)
Range (dB)	Parameter	Frequency Weighting	Time Weighting	Level (dB)	Freq.		
50 - 130	L_{AFP}	A	F	94.00	31.5 Hz	54.8	-39.4 ± 1.5
					63 Hz	67.9	-26.2 ± 1.5
					125 Hz	77.9	-16.1 ± 1.0
					250 Hz	85.4	-8.6 ± 1.0
					500 Hz	90.8	-3.2 ± 1.0
					1 kHz	94.1	Ref.
					2 kHz	95.3	+1.2 ± 1.0
					4 kHz	95.1	+1.0 ± 1.0
					8 kHz	92.9	-1.1 (+1.5 ; -3.0)
					12.5 kHz	89.8	-4.3 (+3.0 ; -6.0)

6.3.2 C-Weighting

UUT Setting				Applied Value		UUT Reading (dB)	IEC 60651 Type 1 Spec. (dB)
Range (dB)	Parameter	Frequency Weighting	Time Weighting	Level (dB)	Freq.		
50 - 130	L_{CFP}	C	F	94.00	31.5 Hz	91.2	-3.0 ± 1.5
					63 Hz	93.3	-0.8 ± 1.5
					125 Hz	93.9	-0.2 ± 1.0
					250 Hz	94.1	0.0 ± 1.0
					500 Hz	94.1	0.0 ± 1.0
					1 kHz	94.1	Ref.
					2 kHz	93.9	-0.2 ± 1.0
					4 kHz	93.2	-0.8 ± 1.0
					8 kHz	91.0	-3.0 (+1.5 ; -3.0)
					12.5 kHz	87.8	-6.2 (+3.0 ; -6.0)

The test equipment used for calibration are traceable to the Nation Standards as specified in this certificate. This certificate shall not be reproduced except in full, without the prior written approval of this laboratory.
本證書所載校正用之測試器材均可溯源至國際標準。局部複印本證書需先獲本實驗所書面批准。

Sun Creation Engineering Limited – Calibration & Testing Laboratory
c/o 4/F, Tsing Shan Wan Exchange Building, 1 Hing On Lane, Tuen Mun, New Territories, Hong Kong
輝創工程有限公司 – 校正及檢測實驗所
c/o 香港新界屯門興安里一號青山灣機樓四樓
Tel/電話: 2927 2606 Fax/傳真: 2744 8986 E-mail/電郵: callab@suncreation.com Website/網址: www.suncreation.com

Certificate of Calibration
校正證書

Certificate No. : C153871
證書編號

6.4 Time Averaging

UUT Setting				Applied Value					UUT Reading (dB)	IEC 60804 Type 1 Spec. (dB)
Range (dB)	Parameter	Frequency Weighting	Integrating Time	Frequency (kHz)	Burst Duration (ms)	Burst Duty Factor	Burst Level (dB)	Equivalent Level (dB)		
30 - 110	L_{Aeq}	A	10 sec.	4	1	1/10	110.0	100	100.0	± 0.5
						$1/10^2$		90	90.2	± 0.5
			60 sec.			$1/10^3$		80	79.7	± 1.0
			5 min.			$1/10^4$		70	69.8	± 1.0

Remarks : - UUT Microphone Model No. : 4188 & S/N : 2793199

- Mfr's Spec. : IEC 60651 Type 1 & IEC 60804 Type 1

- Uncertainties of Applied Value :

94 dB	: 31.5 Hz - 125 Hz	: ± 0.35 dB
	250 Hz - 500 Hz	: ± 0.30 dB
	1 kHz	: ± 0.20 dB
	2 kHz - 4kHz	: ± 0.35 dB
	8 kHz	: ± 0.45 dB
	12.5 kHz	: ± 0.70 dB
104 dB	: 1 kHz	: ± 0.10 dB (Ref. 94 dB)
114 dB	: 1 kHz	: ± 0.10 dB (Ref. 94 dB)
Burst equivalent level		: ± 0.2 dB (Ref. 110 dB continuous sound level)

- The uncertainties are for a confidence probability of not less than 95 %.

Note :
The values given in this Certificate only relate to the values measured at the time of the test and any uncertainties quoted will not include allowance for the equipment long term drift, variations with environment changes, vibration and shock during transportation, overloading, mis-handling, or the capability of any other laboratory to repeat the measurement. Sun Creation Engineering Limited shall not be liable for any loss or damage resulting from the use of the equipment.

The test equipment used for calibration are traceable to the Nation Standards as specified in this certificate. This certificate shall not be reproduced except in full, without the prior written approval of this laboratory.
本證書所載校正用之測試器材均可溯源至國際標準。局部複印本證書需先獲本實驗所書面批准。

Sun Creation Engineering Limited – Calibration & Testing Laboratory
c/o 4/F, Tsing Shan Wan Exchange Building, 1 Hing On Lane, Tuen Mun, New Territories, Hong Kong
輝創工程有限公司 – 校正及檢測實驗所
c/o 香港新界屯門興安里一號青山灣機樓四樓
Tel/電話: 2927 2606 Fax/傳真: 2744 8986 E-mail/電郵: callab@suncreation.com Website/網址: www.suncreation.com

輝創工程有限公司
Sun Creation Engineering Limited
Calibration and Testing Laboratory

Certificate of Calibration
校正證書

Certificate No. : C155032
證書編號

ITEM TESTED / 送檢項目 (Job No. / 序引編號 : IC15-2021) Date of Receipt / 收件日期 : 2 September 2015

Description / 儀器名稱	:	Integrating Sound Level Meter
Manufacturer / 製造商	:	Brüel & Kjær
Model No. / 型號	:	2238
Serial No. / 編號	:	2381580
Supplied By / 委託者	:	Atkins China Limited 19/F., Tower 1, The Gateway Harbour City, Tsim Sha Tsui, Kowloon

TEST CONDITIONS / 測試條件

Temperature / 溫度 : (23 ± 2)°C Relative Humidity / 相對濕度 : (55 ± 20)%
Line Voltage / 電壓 : ---

TEST SPECIFICATIONS / 測試規範

Calibration check

DATE OF TEST / 測試日期 : 9 September 2015

TEST RESULTS / 測試結果

The results apply to the particular unit-under-test only.
All results are within manufacturer's specification.
The results are detailed in the subsequent page(s).

The test equipment used for calibration are traceable to National Standards via :
- The Government of The Hong Kong Special Administrative Region Standard & Calibration Laboratory
- Agilent Technologies / Keysight Technologies
- Rohde & Schwarz Laboratory, Germany
- Fluke Everett Service Center, USA

Tested By 測試 : H T Wong, Technical Officer

Certified By 核證 : K C Lee, Project Engineer

Date of Issue 簽發日期 : 11 September 2015

The test equipment used for calibration are traceable to the Nation Standards as specified in this certificate. This certificate shall not be reproduced except in full, without the prior written approval of this laboratory.
本證書所載校正用之測試器材均可溯源至國際標準。局部複印本證書需先獲本實驗所書面批准。

Sun Creation Engineering Limited – Calibration & Testing Laboratory
c/o 4/F, Tsing Shan Wan Exchange Building, 1 Hing On Lane, Tuen Mun, New Territories, Hong Kong
輝創工程有限公司 – 校正及檢測實驗所
c/o 香港新界屯門興安里一號青山灣機樓四樓
Tel/電話: 2927 2606 Fax/傳真: 2744 8986 E-mail/電郵: callab@suncreation.com Website/網址: www.suncreation.com

Certificate of Calibration
校正證書

Certificate No. : C155032
證書編號

1. The unit-under-test (UUT) was allowed to stabilize in the laboratory for over 12 hours, and switched on to warm up for over 10 minutes before the commencement of the test.

2. Self-calibration using laboratory acoustic calibrator was performed before the test from 6.1.1.2 to 6.4.

3. The results presented are the mean of 3 measurements at each calibration point.

4. Test equipment :

Equipment ID	Description	Certificate No.
CL280	40 MHz Arbitrary Waveform Generator	C150014
CL281	Multifunction Acoustic Calibrator	DC130171

5. Test procedure : MA101N.

6. Results :

6.1 Sound Pressure Level

6.1.1 Reference Sound Pressure Level

6.1.1.1 Before Self-calibration

UUT Setting				Applied Value		UUT
Range (dB)	Parameter	Frequency Weighting	Time Weighting	Level (dB)	Freq. (kHz)	Reading (dB)
50 - 130	L_{AFP}	A	F	94.00	1	94.2

6.1.1.2 After Self-calibration

UUT Setting				Applied Value		UUT	IEC 60651
Range (dB)	Parameter	Frequency Weighting	Time Weighting	Level (dB)	Freq. (kHz)	Reading (dB)	Type 1 Spec. (dB)
50 - 130	L_{AFP}	A	F	94.00	1	94.0	± 0.7

6.1.2 Linearity

UUT Setting				Applied Value		UUT
Range (dB)	Parameter	Frequency Weighting	Time Weighting	Level (dB)	Freq. (kHz)	Reading (dB)
50 - 130	L_{AFP}	A	F	94.00	1	94.0 (Ref.)
				104.00		104.0
				114.00		114.0

IEC 60651 Type 1 Spec. : ± 0.4 dB per 10 dB step and ± 0.7 dB for overall different.

The test equipment used for calibration are traceable to the Nation Standards as specified in this certificate. This certificate shall not be reproduced except in full, without the prior written approval of this laboratory.
本證書所載校正用之測試器材均可溯源至國際標準。局部複印本證書需先獲本實驗所書面批准。

Sun Creation Engineering Limited – Calibration & Testing Laboratory
c/o 4/F, Tsing Shan Wan Exchange Building, 1 Hing On Lane, Tuen Mun, New Territories, Hong Kong
輝創工程有限公司 – 校正及檢測實驗所
c/o 香港新界屯門興安里一號青山灣機樓四樓
Tel/電話: 2927 2606 Fax/傳真: 2744 8986 E-mail/電郵: callab@suncreation.com Website/網址: www.suncreation.com

Certificate of Calibration
校正證書

Certificate No. : C155032
證書編號

6.2 Time Weighting

6.2.1 Continuous Signal

UUT Setting				Applied Value		UUT Reading (dB)	IEC 60651 Type 1 Spec. (dB)
Range (dB)	Parameter	Frequency Weighting	Time Weighting	Level (dB)	Freq. (kHz)		
50 - 130	L_{AFP}	A	F	94.00	1	94.0	Ref.
	L_{ASP}		S			94.1	± 0.1
	L_{AIP}		I			94.1	± 0.1

6.2.2 Tone Burst Signal (2 kHz)

UUT Setting				Applied Value		UUT Reading (dB)	IEC 60651 Type 1 Spec. (dB)
Range (dB)	Parameter	Frequency Weighting	Time Weighting	Level (dB)	Burst Duration		
30 - 110	L_{AFP}	A	F	106.0	Continuous	106.0	Ref.
	L_{AFMax}				200 ms	105.0	-1.0 ± 1.0
	L_{ASP}		S		Continuous	106.0	Ref.
	L_{ASMax}				500 ms	102.0	-4.1 ± 1.0

6.3 Frequency Weighting

6.3.1 A-Weighting

UUT Setting				Applied Value		UUT Reading (dB)	IEC 60651 Type 1 Spec. (dB)
Range (dB)	Parameter	Frequency Weighting	Time Weighting	Level (dB)	Freq.		
50 - 130	L_{AFP}	A	F	94.00	31.5 Hz	54.8	-39.4 ± 1.5
					63 Hz	67.9	-26.2 ± 1.5
					125 Hz	77.8	-16.1 ± 1.0
					250 Hz	85.3	-8.6 ± 1.0
					500 Hz	90.7	-3.2 ± 1.0
					1 kHz	94.0	Ref.
					2 kHz	95.2	+1.2 ± 1.0
					4 kHz	95.0	+1.0 ± 1.0
					8 kHz	92.9	-1.1 (+1.5 ; -3.0)
					12.5 kHz	89.8	-4.3 (+3.0 ; -6.0)

The test equipment used for calibration are traceable to the Nation Standards as specified in this certificate. This certificate shall not be reproduced except in full, without the prior written approval of this laboratory.
本證書所載校正用之測試器材均可溯源至國際標準。局部複印本證書需先獲本實驗所書面批准。

Sun Creation Engineering Limited – Calibration & Testing Laboratory
c/o 4/F, Tsing Shan Wan Exchange Building, 1 Hing On Lane, Tuen Mun, New Territories, Hong Kong
輝創工程有限公司 – 校正及檢測實驗所
c/o 香港新界屯門興安里一號青山灣機樓四樓
Tel/電話: 2927 2606 Fax/傳真: 2744 8986 E-mail/電郵: callab@suncreation.com Website/網址: www.suncreation.com

Certificate of Calibration
校正證書

Certificate No. : C155032
證書編號

6.3.2 C-Weighting

UUT Setting				Applied Value		UUT Reading (dB)	IEC 60651 Type 1 Spec. (dB)
Range (dB)	Parameter	Frequency Weighting	Time Weighting	Level (dB)	Freq.		
50 - 130	L_{CFP}	C	F	94.00	31.5 Hz	91.1	-3.0 ± 1.5
					63 Hz	93.2	-0.8 ± 1.5
					125 Hz	93.8	-0.2 ± 1.0
					250 Hz	94.0	0.0 ± 1.0
					500 Hz	94.0	0.0 ± 1.0
					1 kHz	94.0	Ref.
					2 kHz	93.8	-0.2 ± 1.0
					4 kHz	93.2	-0.8 ± 1.0
					8 kHz	91.0	-3.0 (+1.5 ; -3.0)
					12.5 kHz	87.9	-6.2 (+3.0 ; -6.0)

6.4 Time Averaging

UUT Setting				Applied Value					UUT Reading (dB)	IEC 60804 Type 1 Spec. (dB)
Range (dB)	Parameter	Frequency Weighting	Integrating Time	Frequency (kHz)	Burst Duration (ms)	Burst Duty Factor	Burst Level (dB)	Equivalent Level (dB)		
30 - 110	L_{Aeq}	A	10 sec.	4	1	1/10	110.0	100	99.9	± 0.5
						$1/10^2$		90	90.0	± 0.5
			60 sec.			$1/10^3$		80	79.2	± 1.0
			5 min.			$1/10^4$		70	69.2	± 1.0

Remarks : - UUT Microphone Model No. : 4188 & S/N : 2379759

- Mfr's Spec. : IEC 60651 Type 1 & IEC 60804 Type 1

- Uncertainties of Applied Value :

94 dB	: 31.5 Hz - 125 Hz	: ± 0.35 dB
	250 Hz - 500 Hz	: ± 0.30 dB
	1 kHz	: ± 0.20 dB
	2 kHz - 4 kHz	: ± 0.35 dB
	8 kHz	: ± 0.45 dB
	12.5 kHz	: ± 0.70 dB
104 dB	: 1 kHz	: ± 0.10 dB (Ref. 94 dB)
114 dB	: 1 kHz	: ± 0.10 dB (Ref. 94 dB)
Burst equivalent level		: ± 0.2 dB (Ref. 110 dB continuous sound level)

- The uncertainties are for a confidence probability of not less than 95 %.

Note :
The values given in this Certificate only relate to the values measured at the time of the test and any uncertainties quoted will not include allowance for the equipment long term drift, variations with environment changes, vibration and shock during transportation, overloading, mis-handling, or the capability of any other laboratory to repeat the measurement. Sun Creation Engineering Limited shall not be liable for any loss or damage resulting from the use of the equipment.

The test equipment used for calibration are traceable to the Nation Standards as specified in this certificate. This certificate shall not be reproduced except in full, without the prior written approval of this laboratory.
本證書所載校正用之測試器材均可溯源至國際標準。局部複印本證書需先獲本實驗所書面批准。

Sun Creation Engineering Limited – Calibration & Testing Laboratory
c/o 4/F, Tsing Shan Wan Exchange Building, 1 Hing On Lane, Tuen Mun, New Territories, Hong Kong
輝創工程有限公司 – 校正及檢測實驗所
c/o 香港新界屯門興安里一號青山灣機樓四樓
Tel/電話: 2927 2606 Fax/傳真: 2744 8986 E-mail/電郵: callab@suncreation.com Website/網址: www.suncreation.com

輝創工程有限公司
Sun Creation Engineering Limited
Calibration and Testing Laboratory

Certificate of Calibration
校正證書

Certificate No. : C154626
證書編號

ITEM TESTED / 送檢項目 (Job No. / 序引編號 : IC15-1823) Date of Receipt / 收件日期 : 18 August 2015

Description / 儀器名稱 : Integrating Sound Level Meter
Manufacturer / 製造商 : Brüel & Kjær
Model No. / 型號 : 2238
Serial No. / 編號 : 2684503
Supplied By / 委託者 : Atkins China Limited
19/F., Tower 1, The Gateway Harbour City,
Tsim Sha Tsui, Kowloon

TEST CONDITIONS / 測試條件

Temperature / 溫度 : (23 ± 2)°C Relative Humidity / 相對濕度 : (55 ± 20)%
Line Voltage / 電壓 : ---

TEST SPECIFICATIONS / 測試規範

Calibration check

DATE OF TEST / 測試日期 : 24 August 2015

TEST RESULTS / 測試結果

The results apply to the particular unit-under-test only.
All results are within manufacturer's specification.
The results are detailed in the subsequent page(s).

The test equipment used for calibration are traceable to National Standards via :
- The Government of The Hong Kong Special Administrative Region Standard & Calibration Laboratory
- Agilent Technologies / Keysight Technologies
- Rohde & Schwarz Laboratory, Germany
- Fluke Everett Service Center, USA

Tested By 測試 : H T Wong
Technical Officer

Certified By 核證 : K C Lee
Project Engineer

Date of Issue 簽發日期 : 24 August 2015

The test equipment used for calibration are traceable to the Nation Standards as specified in this certificate. This certificate shall not be reproduced except in full, without the prior written approval of this laboratory.
本證書所載校正用之測試器材均可溯源至國際標準。局部複印本證書需先獲本實驗所書面批准。

Sun Creation Engineering Limited – Calibration & Testing Laboratory
c/o 4/F, Tsing Shan Wan Exchange Building, 1 Hing On Lane, Tuen Mun, New Territories, Hong Kong
輝創工程有限公司 – 校正及檢測實驗所
c/o 香港新界屯門興安里一號青山灣機樓四樓
Tel/電話: 2927 2606 Fax/傳真: 2744 8986 E-mail/電郵: callab@suncreation.com Website/網址: www.suncreation.com

Certificate of Calibration
校正證書

Certificate No. : C154626
證書編號

1. The unit-under-test (UUT) was allowed to stabilize in the laboratory for over 12 hours, and switched on to warm up for over 10 minutes before the commencement of the test.

2. Self-calibration using laboratory acoustic calibrator was performed before the test from 6.1.1.2 to 6.4.

3. The results presented are the mean of 3 measurements at each calibration point.

4. Test equipment :

Equipment ID	Description	Certificate No.
CL280	40 MHz Arbitrary Waveform Generator	C150014
CL281	Multifunction Acoustic Calibrator	DC130171

5. Test procedure : MA101N.

6. Results :

6.1 Sound Pressure Level

6.1.1 Reference Sound Pressure Level

6.1.1.1 Before Self-calibration

UUT Setting				Applied Value		UUT
Range (dB)	Parameter	Frequency Weighting	Time Weighting	Level (dB)	Freq. (kHz)	Reading (dB)
50 - 130	L_{AFP}	A	F	94.00	1	94.2

6.1.1.2 After Self-calibration

UUT Setting				Applied Value		UUT	IEC 60651
Range (dB)	Parameter	Frequency Weighting	Time Weighting	Level (dB)	Freq. (kHz)	Reading (dB)	Type 1 Spec. (dB)
50 - 130	L_{AFP}	A	F	94.00	1	94.1	± 0.7

6.1.2 Linearity

UUT Setting				Applied Value		UUT
Range (dB)	Parameter	Frequency Weighting	Time Weighting	Level (dB)	Freq. (kHz)	Reading (dB)
50 - 130	L_{AFP}	A	F	94.00	1	94.1 (Ref.)
				104.00		104.1
				114.00		114.0

IEC 60651 Type 1 Spec. : ± 0.4 dB per 10 dB step and ± 0.7 dB for overall different.

The test equipment used for calibration are traceable to the Nation Standards as specified in this certificate. This certificate shall not be reproduced except in full, without the prior written approval of this laboratory.
本證書所載校正用之測試器材均可溯源至國際標準。局部複印本證書需先獲本實驗所書面批准。

Sun Creation Engineering Limited – Calibration & Testing Laboratory
c/o 4/F, Tsing Shan Wan Exchange Building, 1 Hing On Lane, Tuen Mun, New Territories, Hong Kong
輝創工程有限公司 – 校正及檢測實驗所
c/o 香港新界屯門興安里一號青山灣機樓四樓
Tel/電話: 2927 2606 Fax/傳真: 2744 8986 E-mail/電郵: callab@suncreation.com Website/網址: www.suncreation.com

Certificate of Calibration
校正證書

Certificate No. : C154626
證書編號

6.2 Time Weighting

6.2.1 Continuous Signal

UUT Setting				Applied Value		UUT Reading (dB)	IEC 60651 Type 1 Spec. (dB)
Range (dB)	Parameter	Frequency Weighting	Time Weighting	Level (dB)	Freq. (kHz)		
50 - 130	L_{AFP}	A	F	94.00	1	94.1	Ref.
	L_{ASP}		S			94.1	± 0.1
	L_{AIP}		I			94.1	± 0.1

6.2.2 Tone Burst Signal (2 kHz)

UUT Setting				Applied Value		UUT Reading (dB)	IEC 60651 Type 1 Spec. (dB)
Range (dB)	Parameter	Frequency Weighting	Time Weighting	Level (dB)	Burst Duration		
30 - 110	L_{AFP}	A	F	106.0	Continuous	106.0	Ref.
	L_{AFMax}				200 ms	105.0	-1.0 ± 1.0
	L_{ASP}		S		Continuous	106.0	Ref.
	L_{ASMax}				500 ms	102.0	-4.1 ± 1.0

6.3 Frequency Weighting

6.3.1 A-Weighting

UUT Setting				Applied Value		UUT Reading (dB)	IEC 60651 Type 1 Spec. (dB)
Range (dB)	Parameter	Frequency Weighting	Time Weighting	Level (dB)	Freq.		
50 - 130	L_{AFP}	A	F	94.00	31.5 Hz	54.8	-39.4 ± 1.5
					63 Hz	67.9	-26.2 ± 1.5
					125 Hz	77.9	-16.1 ± 1.0
					250 Hz	85.4	-8.6 ± 1.0
					500 Hz	90.8	-3.2 ± 1.0
					1 kHz	94.1	Ref.
					2 kHz	95.3	+1.2 ± 1.0
					4 kHz	95.1	+1.0 ± 1.0
					8 kHz	92.9	-1.1 (+1.5 ; -3.0)
					12.5 kHz	89.8	-4.3 (+3.0 ; -6.0)

The test equipment used for calibration are traceable to the Nation Standards as specified in this certificate. This certificate shall not be reproduced except in full, without the prior written approval of this laboratory.
本證書所載校正用之測試器材均可溯源至國際標準。局部複印本證書需先獲本實驗所書面批准。

Sun Creation Engineering Limited – Calibration & Testing Laboratory
c/o 4/F, Tsing Shan Wan Exchange Building, 1 Hing On Lane, Tuen Mun, New Territories, Hong Kong
輝創工程有限公司 – 校正及檢測實驗所
c/o 香港新界屯門興安里一號青山灣機樓四樓
Tel/電話: 2927 2606 Fax/傳真: 2744 8986 E-mail/電郵: callab@suncreation.com Website/網址: www.suncreation.com

Certificate of Calibration
校正證書

Certificate No. : C154626
證書編號

6.3.2 C-Weighting

UUT Setting				Applied Value		UUT Reading (dB)	IEC 60651 Type 1 Spec. (dB)
Range (dB)	Parameter	Frequency Weighting	Time Weighting	Level (dB)	Freq.		
50 - 130	L_{CFP}	C	F	94.00	31.5 Hz	91.1	-3.0 ± 1.5
					63 Hz	93.3	-0.8 ± 1.5
					125 Hz	93.9	-0.2 ± 1.0
					250 Hz	94.1	0.0 ± 1.0
					500 Hz	94.1	0.0 ± 1.0
					1 kHz	94.1	Ref.
					2 kHz	93.9	-0.2 ± 1.0
					4 kHz	93.3	-0.8 ± 1.0
					8 kHz	91.0	-3.0 (+1.5 ; -3.0)
					12.5 kHz	87.9	-6.2 (+3.0 ; -6.0)

6.4 Time Averaging

UUT Setting				Applied Value					UUT Reading (dB)	IEC 60804 Type 1 Spec. (dB)
Range (dB)	Parameter	Frequency Weighting	Integrating Time	Frequency (kHz)	Burst Duration (ms)	Burst Duty Factor	Burst Level (dB)	Equivalent Level (dB)		
30 - 110	L_{Aeq}	A	10 sec.	4	1	1/10	110.0	100	100.0	± 0.5
						$1/10^2$		90	90.1	± 0.5
			60 sec.			$1/10^3$		80	79.8	± 1.0
			5 min.			$1/10^4$		70	69.8	± 1.0

Remarks : - UUT Microphone Model No. : 4188 & S/N : 2682524

- Mfr's Spec. : IEC 60651 Type 1 & IEC 60804 Type 1

- Uncertainties of Applied Value :

94 dB	: 31.5 Hz - 125 Hz	: ± 0.35 dB
	250 Hz - 500 Hz	: ± 0.30 dB
	1 kHz	: ± 0.20 dB
	2 kHz - 4 kHz	: ± 0.35 dB
	8 kHz	: ± 0.45 dB
	12.5 kHz	: ± 0.70 dB
104 dB	: 1 kHz	: ± 0.10 dB (Ref. 94 dB)
114 dB	: 1 kHz	: ± 0.10 dB (Ref. 94 dB)
Burst equivalent level		: ± 0.2 dB (Ref. 110 dB continuous sound level)

- The uncertainties are for a confidence probability of not less than 95 %.

Note :
The values given in this Certificate only relate to the values measured at the time of the test and any uncertainties quoted will not include allowance for the equipment long term drift, variations with environment changes, vibration and shock during transportation, overloading, mis-handling, or the capability of any other laboratory to repeat the measurement. Sun Creation Engineering Limited shall not be liable for any loss or damage resulting from the use of the equipment.

The test equipment used for calibration are traceable to the Nation Standards as specified in this certificate. This certificate shall not be reproduced except in full, without the prior written approval of this laboratory.
本證書所載校正用之測試器材均可溯源至國際標準。局部複印本證書需先獲本實驗所書面批准。

Sun Creation Engineering Limited – Calibration & Testing Laboratory
c/o 4/F, Tsing Shan Wan Exchange Building, 1 Hing On Lane, Tuen Mun, New Territories, Hong Kong
輝創工程有限公司 – 校正及檢測實驗所
c/o 香港新界屯門興安里一號青山灣機樓四樓
Tel/電話: 2927 2606 Fax/傳真: 2744 8986 E-mail/電郵: callab@suncreation.com Website/網址: www.suncreation.com

MAXLAB

CALIBRATION CERTIFICATE

Certificate Information

Date of Issue	7-Mar-2015	**Certificate Number**	MLCN150354S

Customer Information

Company Name	Wilson Accoustics Limited
Address	Unit 601, Block A, Shatin Industrial Centre, Yuen Shun Circuit, Shatin, N. T., Hong Kong

Equipment-under-Test (EUT)

Description	Hand-held Analyzer
Manufacturer	Brüel & Kjær
Model Number	Type 2250-L
Serial Number	2675655
Equipment Number	--

Calibration Particular

Date of Calibration	7-Mar-2015		
Calibration Equipment	4231(MLTE008) / PA140064 / 29-Apr-2016		
Calibration Procedure	MLCG00, MLCG15		
Calibration Conditions	Laboratory	Temperature	23 °C ± 5 °C
		Relative Humidity	55% ± 25%
	EUT	Stabilizing Time	Over 3 hours
		Warm-up Time	10 minutes
		Power Supply	Internal battery
Calibration Results	Calibration data were detailed in the continuation pages.		

Approved By & Date

K.O. Lo 7-Mar-2015

Statements

* Calibration equipment used for this calibration are traceable to national / international standards.
* The results on this Calibration Certificate only relate to the values measured at the time of the calibration and the uncertainties quoted will not include allowance for the EUT long term drift, variation with environmental changes, vibration and shock during transportation, overloading, mishandling, misuse, and the capacity of any other laboratory to repeat the measurement.
* MaxLab Calibration Centre Limited shall not be liable for any loss or damage resulting from the use of the EUT.
* The copy of this Certificate is owned by MaxLab Calibration Centre Limited. No part of this Certificate may be reproduced without the prior written approval of MaxLab Calibration Centre Limited.

萬儀校正中心有限公司
MaxLab Calibration Centre Limited
香港新界葵涌華星街 16-18 號保盈工業大廈 9 樓 B2 室
Unit B2, 9/F., Boldwin Industrial Bldg., 16-18 Wah Sing Street, Kwai Chung, N.T., Hong Kong. Tel: (852) 2116 1380 Fax: (852) 2264 6480 Email: info@maxlab.com.hk

MAXLAB

Certificate No. MLCN150354S

Calibration Data

Parameter	Range (dB)	Frequency Weighting	Response	EUT Reading	Standard Reading	EUT Error	Calibration Uncertainty
SPL	Auto 20 - 140	A (1 kHz Input)	F	93.9 dB	94.0 dB	-0.1 dB	0.2 dB
			S	93.9 dB	94.0 dB	-0.1 dB	0.2 dB
			I	93.9 dB	94.0 dB	-0.1 dB	0.2 dB
		Z (1 kHz Input)	F	93.9 dB	94.0 dB	-0.1 dB	0.2 dB
			S	93.9 dB	94.0 dB	-0.1 dB	0.2 dB
			I	93.9 dB	94.0 dB	-0.1 dB	0.2 dB
		A (1 kHz Input)	F	113.9 dB	114.0 dB	-0.1 dB	0.2 dB
			S	113.9 dB	114.0 dB	-0.1 dB	0.2 dB
			I	113.9 dB	114.0 dB	-0.1 dB	0.2 dB
		Z (1 kHz Input)	F	113.9 dB	114.0 dB	-0.1 dB	0.2 dB
			S	113.9 dB	114.0 dB	-0.1 dB	0.2 dB
			I	113.9 dB	114.0 dB	-0.1 dB	0.2 dB

- END -

Calibrated By : Dan
Date : 7-Mar-2015

Checked By : K.O. Lo
Date : 7-Mar-2015

萬儀校正中心有限公司
MaxLab Calibration Centre Limited
香港新界葵涌華星街 16-18 號保盈工業大廈 9 樓 B2 室
Unit B2, 9/F., Boldwin Industrial Bldg., 16-18 Wah Sing Street, Kwai Chung, N.T., Hong Kong. Tel: (852) 2116 1380 Fax: (852) 2264 6480 Email: info@maxlab.com.hk

Appendix 2.2. Baseline Air Quality Monitoring Results

1-hour TSP Monitoring Results: AR1A-Man Tung Road Park

Date	Start Time	Finish Time	Weather	TSP Concentration ($\mu g/m^3$)
14-Nov-15	13:15	14:15	Haze	326
14-Nov-15	14:15	15:15	Haze	314
14-Nov-15	15:15	16:15	Haze	314
15-Nov-15	12:50	13:50	Cloudy	60
15-Nov-15	13:50	14:50	Cloudy	97
15-Nov-15	14:50	15:50	Cloudy	93
16-Nov-15	14:30	15:30	Sunny	42
16-Nov-15	15:30	16:30	Sunny	50
16-Nov-15	16:30	17:30	Sunny	57
17-Nov-15	13:35	14:35	Sunny	22
17-Nov-15	14:35	15:35	Sunny	25
17-Nov-15	15:35	16:35	Sunny	23
18-Nov-15	13:20	14:20	Sunny	23
18-Nov-15	14:20	15:20	Sunny	21
18-Nov-15	15:20	16:20	Sunny	23
19-Nov-15	13:30	14:30	Cloudy	31
19-Nov-15	14:30	15:30	Cloudy	33
19-Nov-15	15:30	16:30	Cloudy	28
20-Nov-15	13:30	14:30	Fine	133
20-Nov-15	14:30	15:30	Fine	131
20-Nov-15	15:30	16:30	Fine	107
21-Nov-15	09:35	10:35	Fine	81
21-Nov-15	10:35	11:35	Fine	66
21-Nov-15	11:35	12:35	Fine	63
22-Nov-15	08:50	09:50	Fine	175
22-Nov-15	09:50	10:50	Fine	124
22-Nov-15	10:50	11:50	Fine	157
23-Nov-15	09:25	10:25	Sunny	110
23-Nov-15	10:25	11:25	Sunny	96
23-Nov-15	11:25	12:25	Sunny	89
24-Nov-15	14:15	15:15	Fine	50
24-Nov-15	15:15	16:15	Fine	55
24-Nov-15	16:15	17:15	Fine	73
25-Nov-15	09:20	10:20	Fine	90
25-Nov-15	10:20	11:20	Fine	102
25-Nov-15	11:20	12:20	Fine	164
26-Nov-15	09:40	10:40	Cloudy	29
26-Nov-15	10:40	11:40	Cloudy	31
26-Nov-15	11:40	12:40	Cloudy	30
27-Nov-15	09:35	10:35	Cloudy	41
27-Nov-15	10:35	11:35	Cloudy	32
27-Nov-15	11:35	12:35	Cloudy	32

*Remarks: According to the data extracted from Hong Kong Observatory, low visibility and high RSP level was recorded on 14 November 2015

Min	21
Max	326
Average	87

1-hour TSP Monitoring Results: AR2 - Village House at Tin Sum

Date	Start Time	Finish Time	Weather	TSP Concentration ($\mu g/m^3$)
06-Nov-15	13:30	14:30	Fine	48
06-Nov-15	14:30	15:30	Fine	51
06-Nov-15	15:30	16:30	Fine	52
07-Nov-15	10:10	11:10	Fine	45
07-Nov-15	11:10	12:10	Fine	45
07-Nov-15	12:10	13:10	Fine	45
08-Nov-15	09:20	10:20	Fine	33
08-Nov-15	10:20	11:20	Fine	31
08-Nov-15	11:20	12:20	Fine	26
09-Nov-15	09:15	10:15	Cloudy	29
09-Nov-15	10:15	11:15	Cloudy	21
09-Nov-15	11:15	12:15	Cloudy	22
10-Nov-15	09:30	10:30	Cloudy	37
10-Nov-15	10:30	11:30	Cloudy	55
10-Nov-15	11:30	12:30	Cloudy	55
11-Nov-15	09:15	10:15	Fine	119
11-Nov-15	10:15	11:15	Fine	122
11-Nov-15	11:15	12:15	Fine	112
12-Nov-15	09:20	10:20	Cloudy	79
12-Nov-15	10:20	11:20	Cloudy	81
12-Nov-15	11:20	12:20	Cloudy	71
13-Nov-15	09:10	10:10	Haze	238
13-Nov-15	10:10	11:10	Haze	235
13-Nov-15	11:10	12:10	Haze	242
14-Nov-15	09:25	10:25	Haze	182
14-Nov-15	10:25	11:25	Haze	167
14-Nov-15	11:25	12:25	Haze	181
15-Nov-15	09:05	10:05	Cloudy	98
15-Nov-15	10:05	11:05	Cloudy	89
15-Nov-15	11:05	12:05	Cloudy	79
16-Nov-15	09:10	10:10	Sunny	47
16-Nov-15	10:10	11:10	Sunny	48
16-Nov-15	11:10	12:10	Sunny	37
17-Nov-15	09:15	10:15	Sunny	27
17-Nov-15	10:15	11:15	Sunny	28
17-Nov-15	11:15	12:15	Sunny	27
18-Nov-15	09:30	10:30	Sunny	25
18-Nov-15	10:30	11:30	Sunny	25
18-Nov-15	11:30	12:30	Sunny	38
19-Nov-15	09:15	10:15	Cloudy	40
19-Nov-15	10:15	11:15	Cloudy	40
19-Nov-15	11:15	12:15	Cloudy	32

*Remarks: According to the data extracted from Hong Kong Observatory, low visibility and high RSP level was recorded on 13 and 14 November 2015

Min	21
Max	242
Average	74

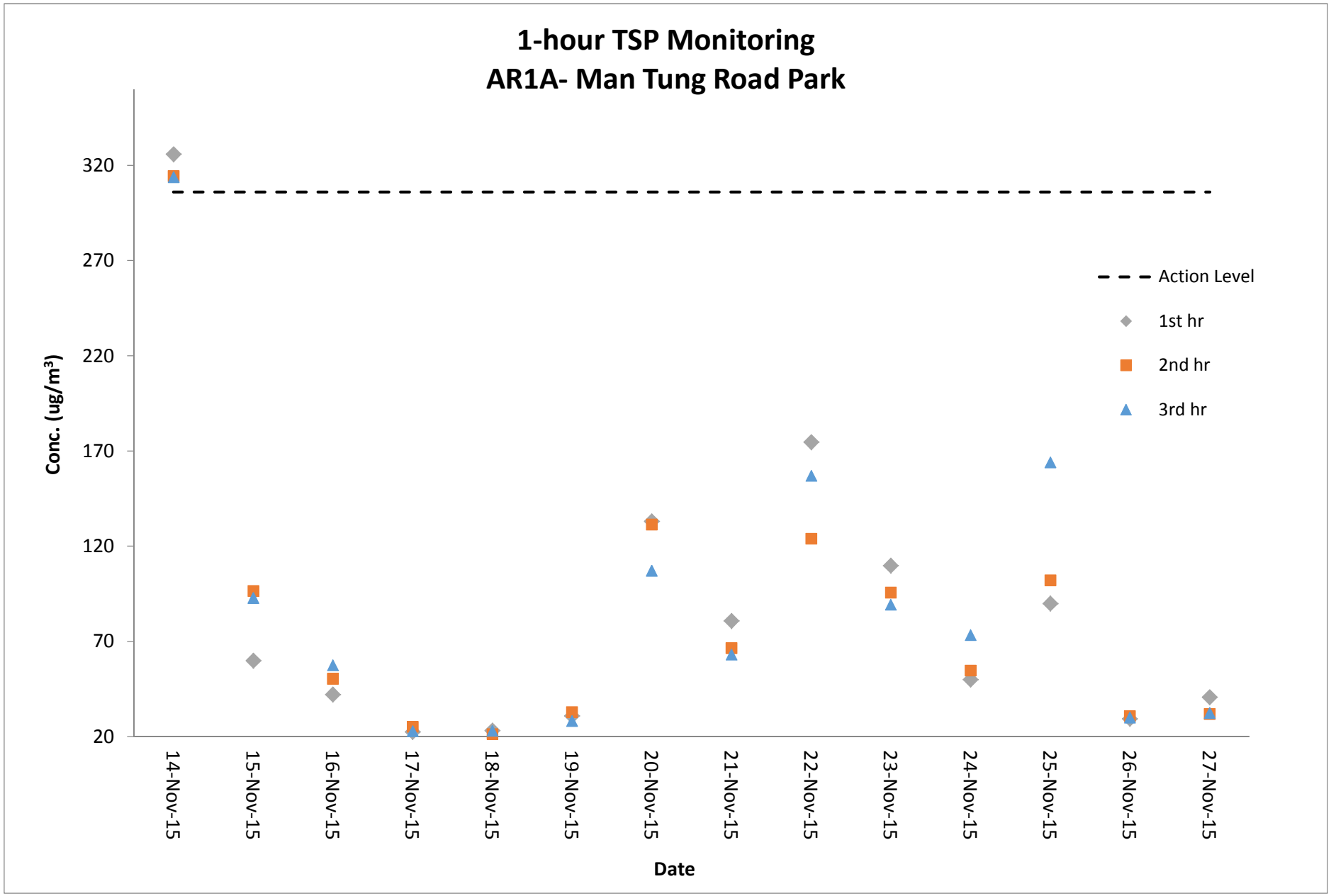
1-hour TSP Monitoring
AR1A- Man Tung Road Park
Conc. (ug/m³)
320
270
220
170
120
70
20
Action Level
1st hr
2nd hr
3rd hr
14-Nov-15
15-Nov-15
16-Nov-15
17-Nov-15
18-Nov-15
19-Nov-15
20-Nov-15
21-Nov-15
22-Nov-15
23-Nov-15
24-Nov-15
25-Nov-15
26-Nov-15
27-Nov-15
Date

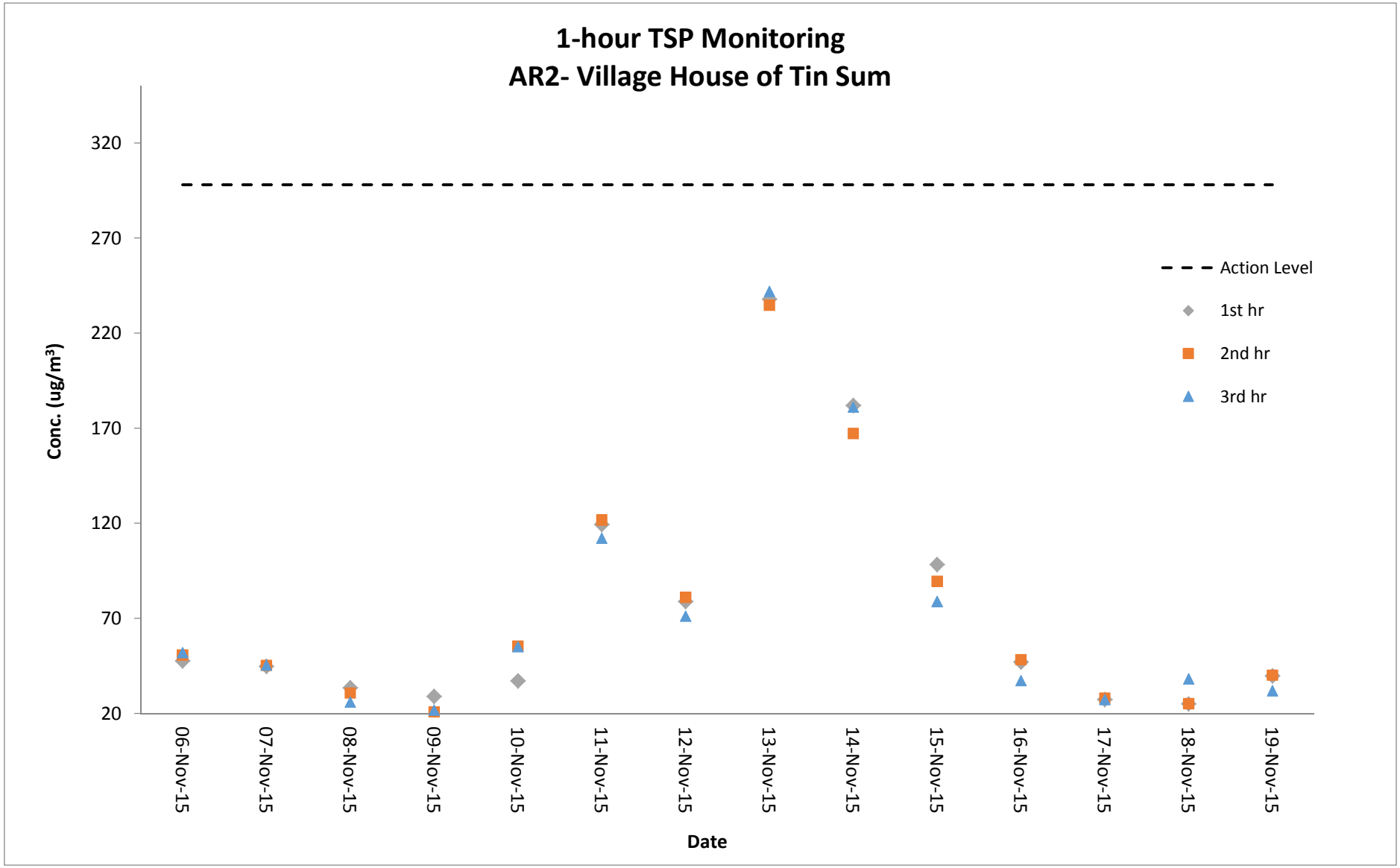
1-hour TSP Monitoring
AR2- Village House of Tin Sum
320
270
220
170
120
70
20
Conc. (ug/m3)
Action Level
1st hr
2nd hr
3rd hr
06-Nov-15
07-Nov-15
08-Nov-15
09-Nov-15
10-Nov-15
11-Nov-15
12-Nov-15
13-Nov-15
14-Nov-15
15-Nov-15
16-Nov-15
17-Nov-15
18-Nov-15
19-Nov-15
Date

Appendix 2.3. Wind Data from Hong Kong Observatory Weather Station

Appendix 2.3 Wind data from Hong Kong Observatory Weather Station (Chek Lap Kok Station)

6-Nov-2015

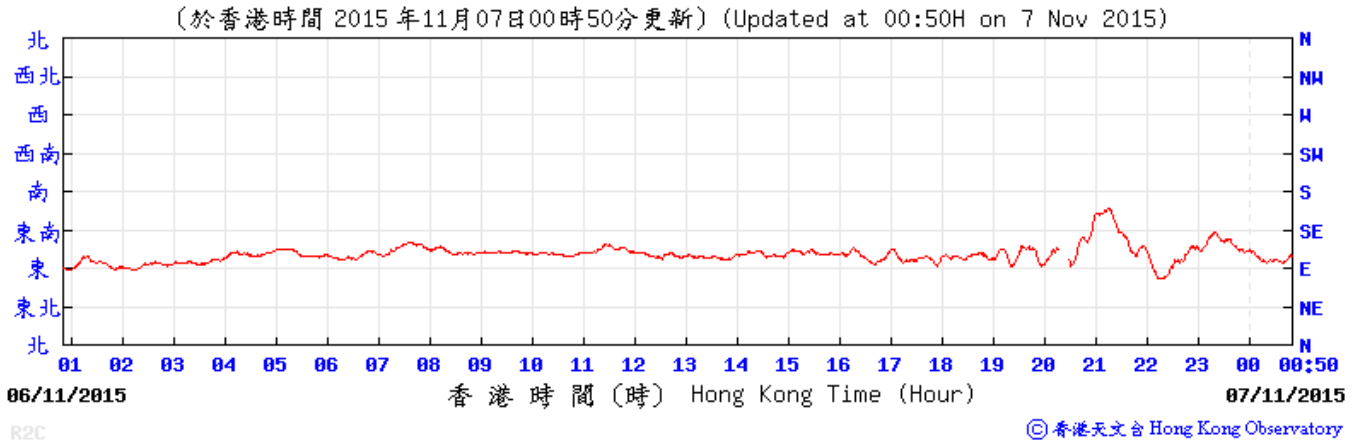

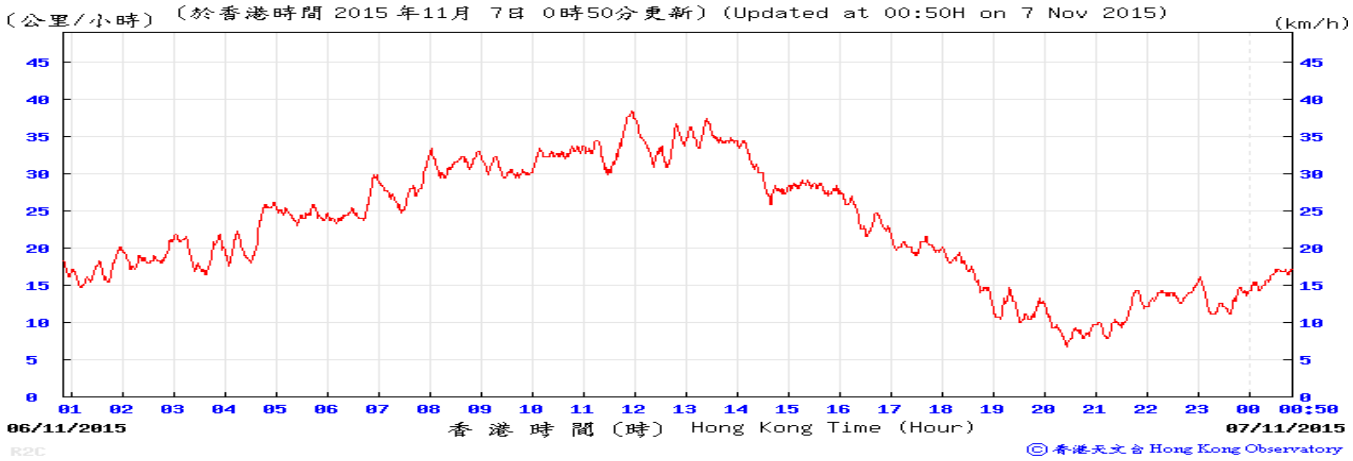

7-Nov-2015

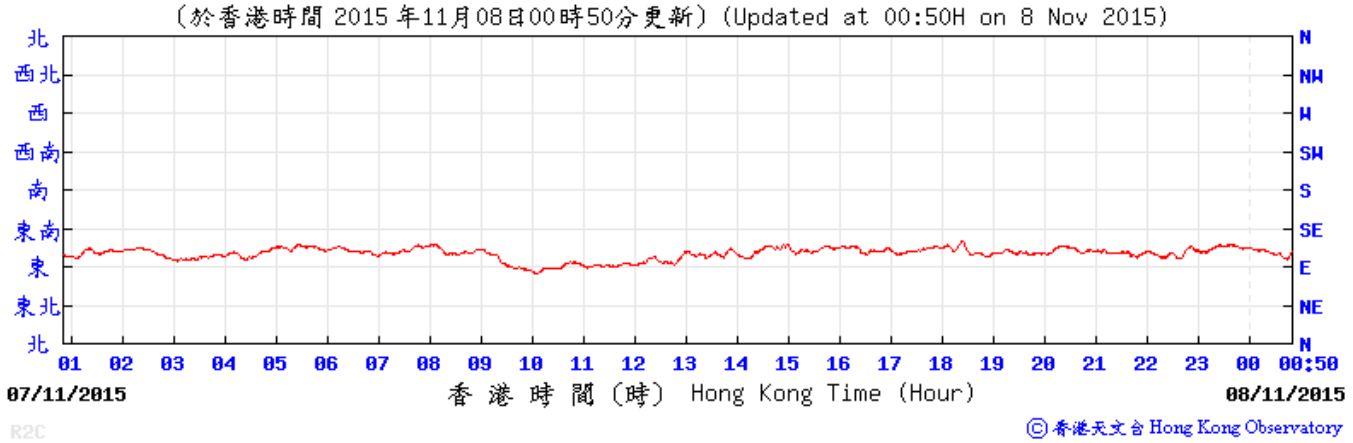

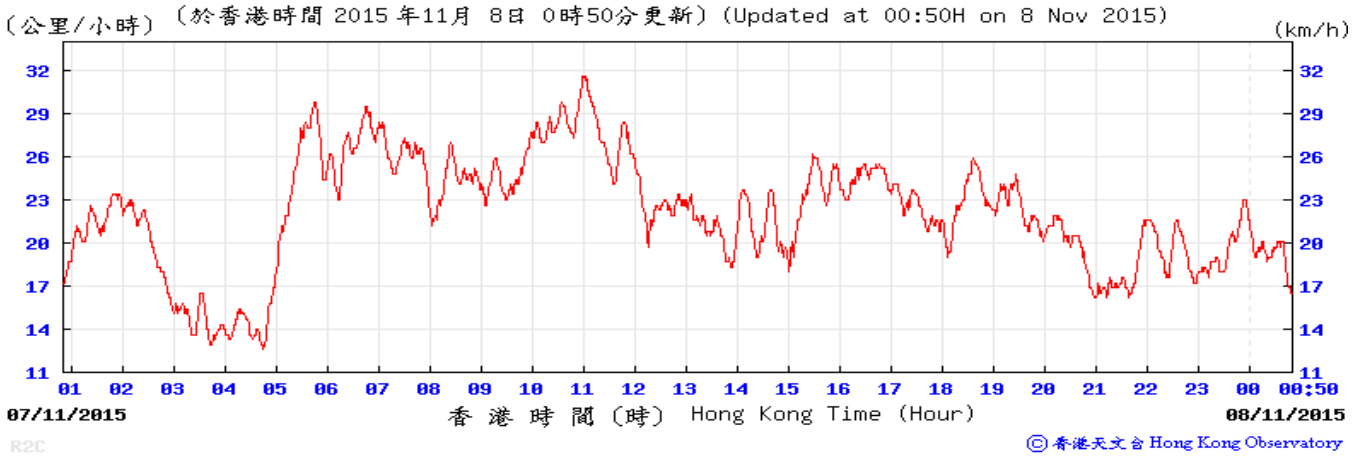

Appendix 2.3 Wind data from Hong Kong Observatory Weather Station (Chek Lap Kok Station)

8-Nov-2015

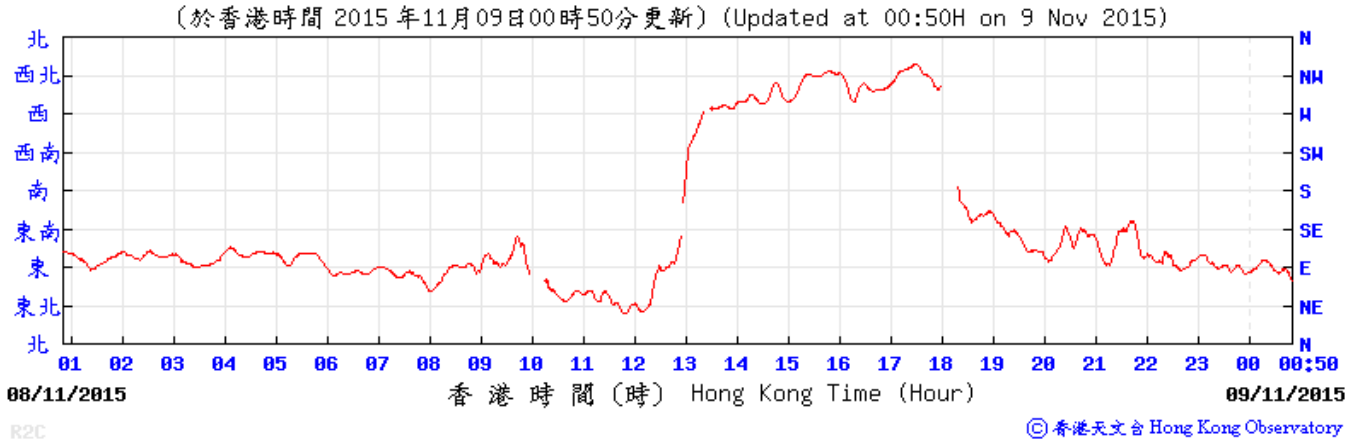

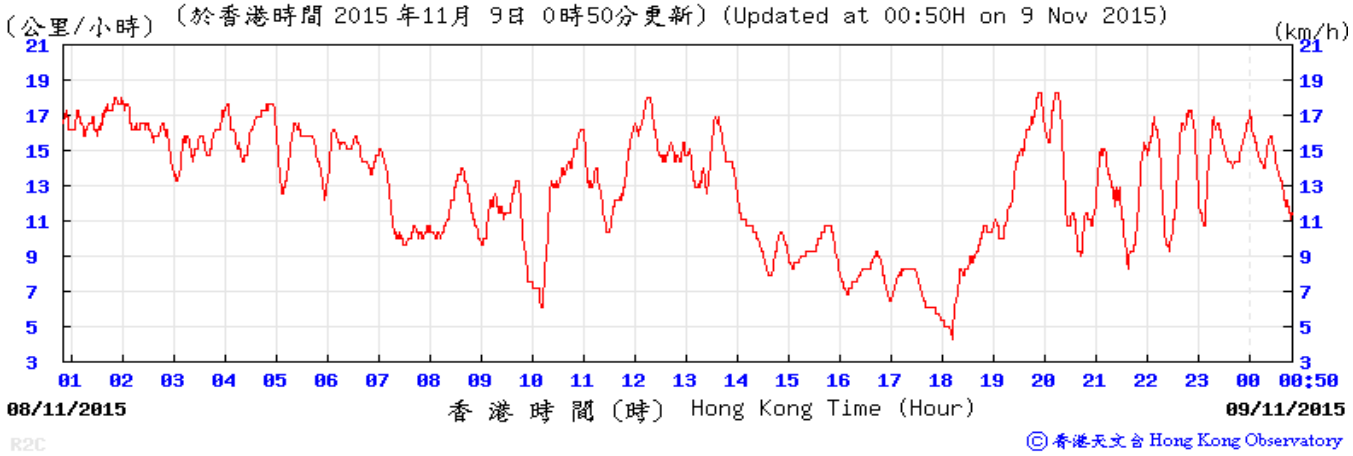

9-Nov-2015

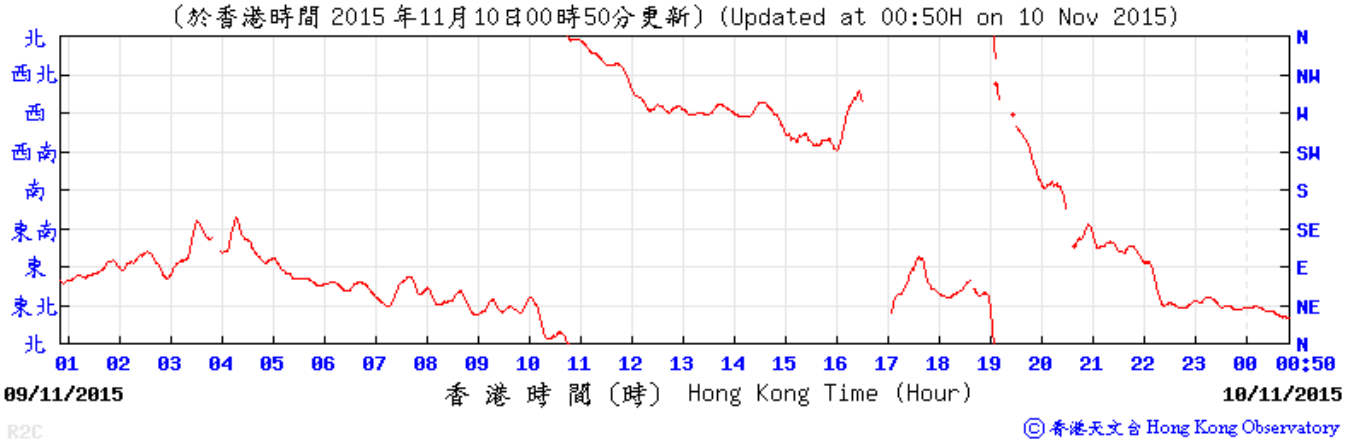

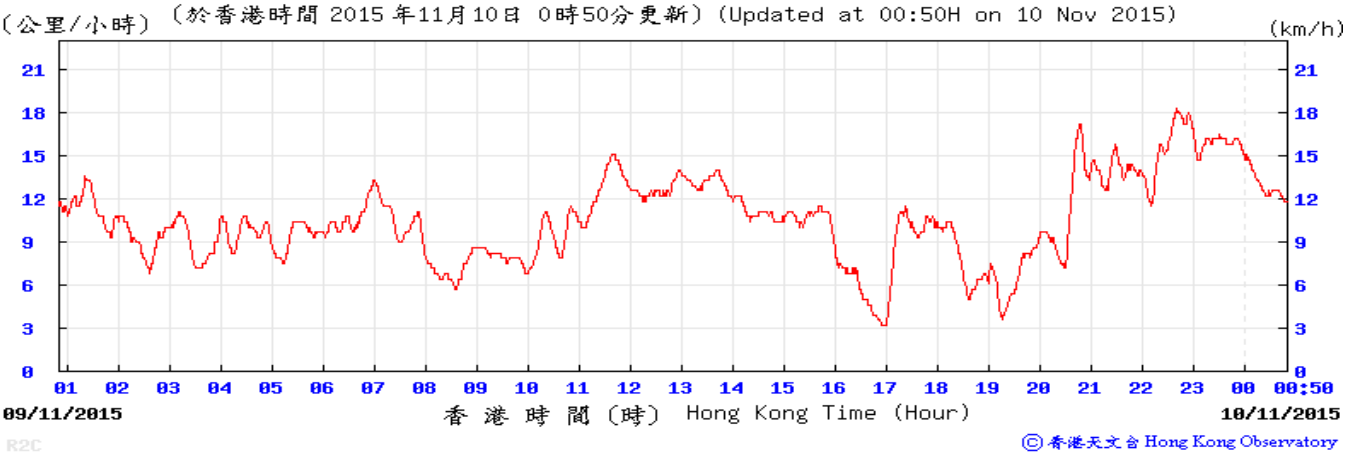

Appendix 2.3 Wind data from Hong Kong Observatory Weather Station (Chek Lap Kok Station)

10-Nov-2015

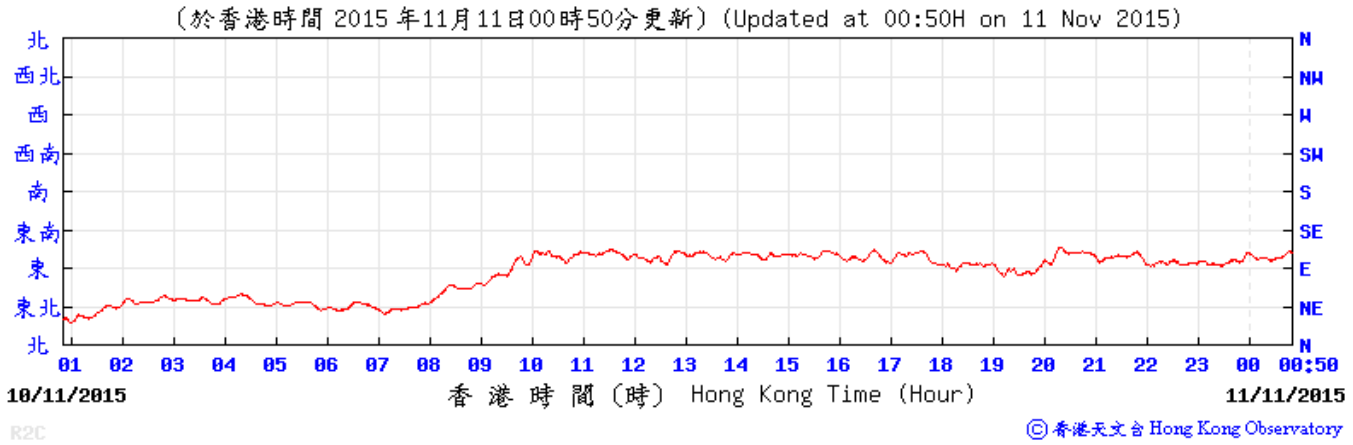

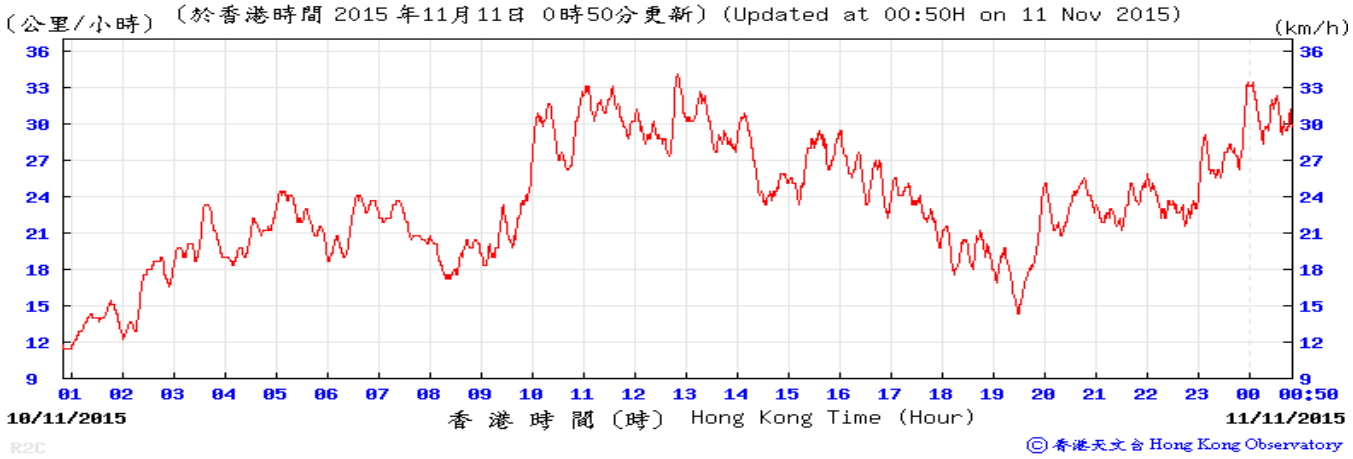

11-Nov-2015

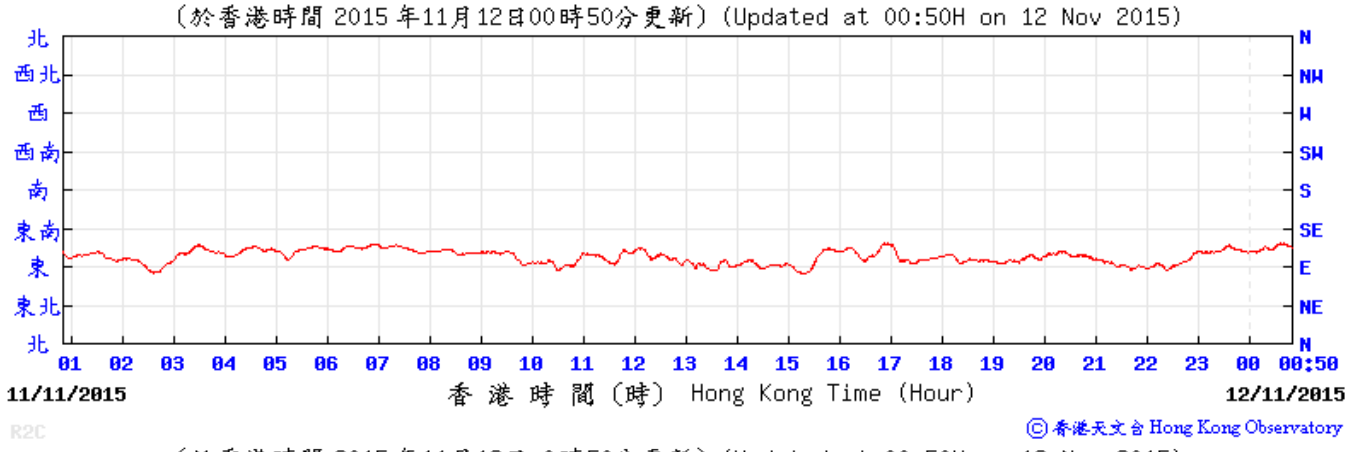

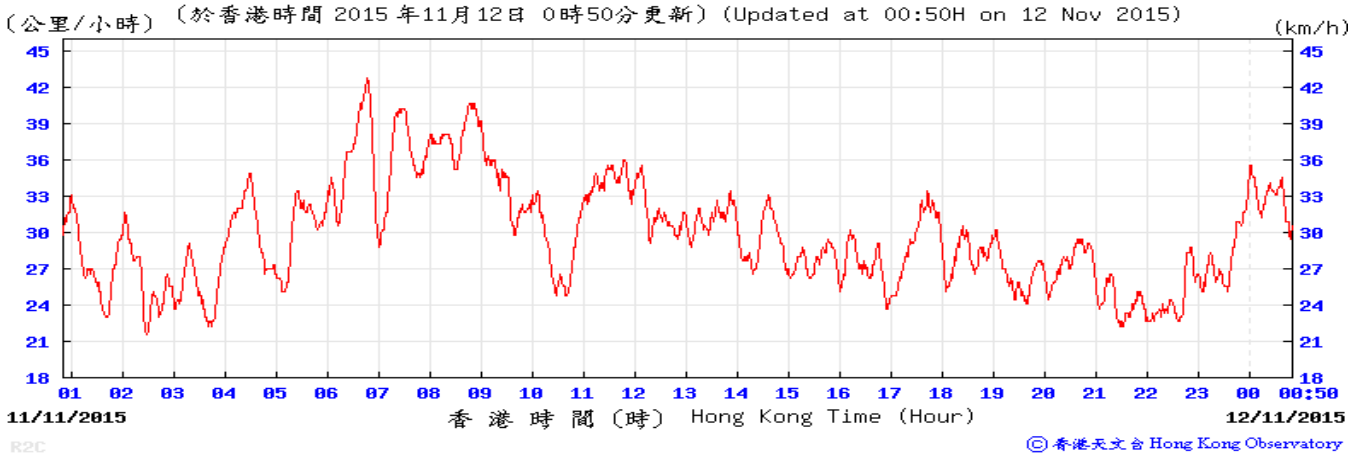

Appendix 2.3 Wind data from Hong Kong Observatory Weather Station (Chek Lap Kok Station)

12-Nov-2015

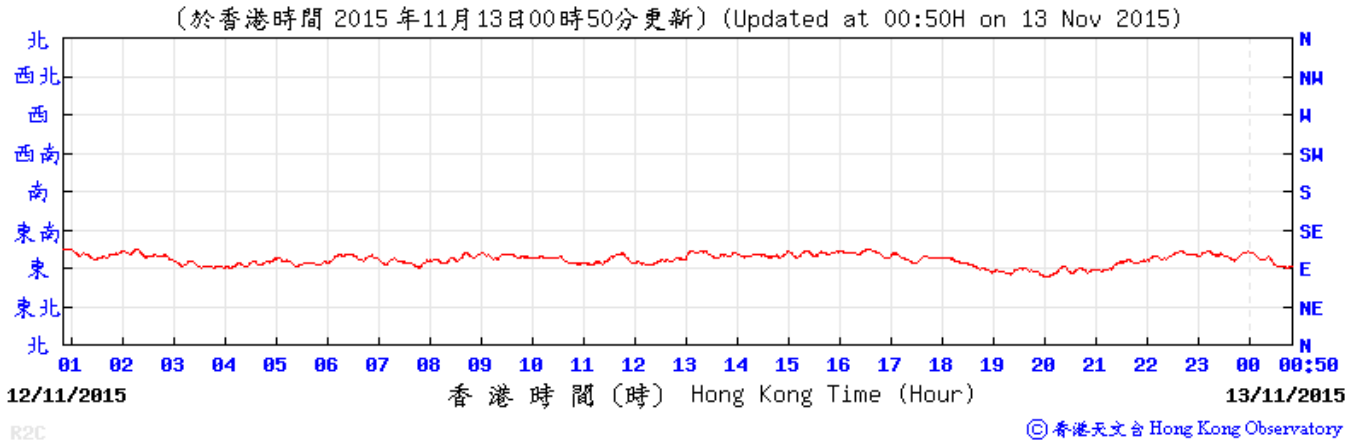

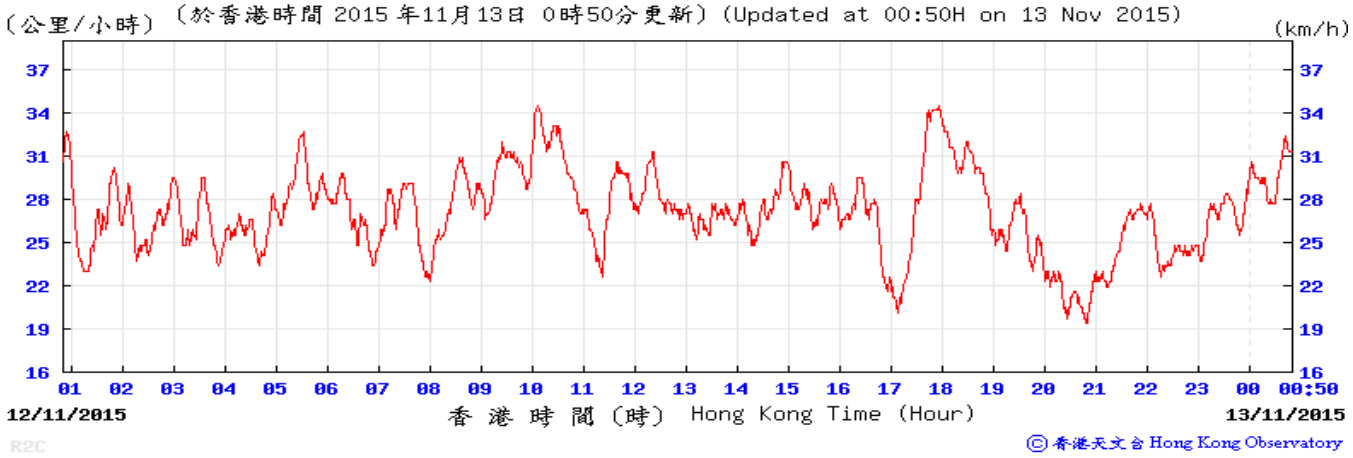

13-Nov-2015

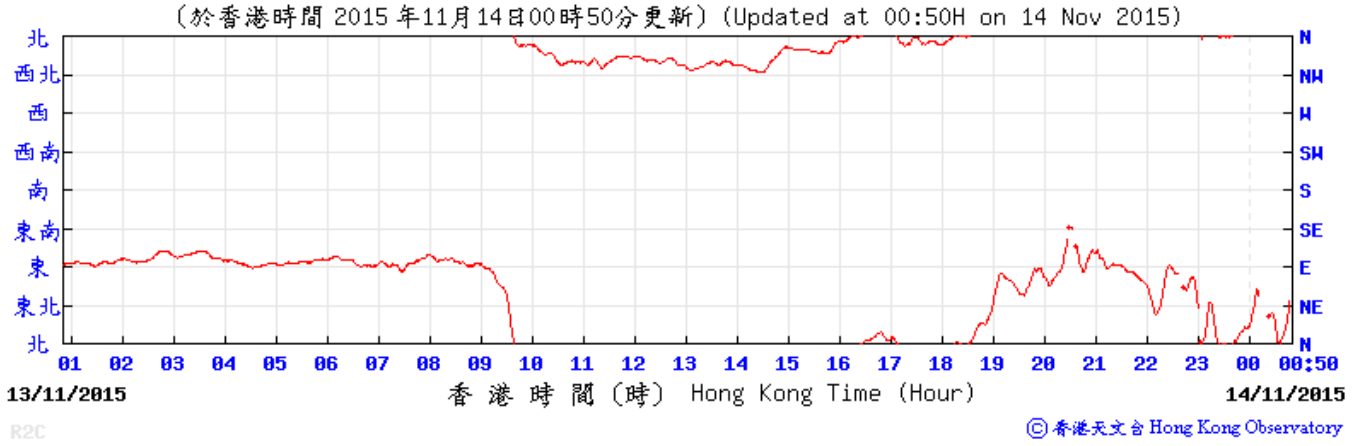

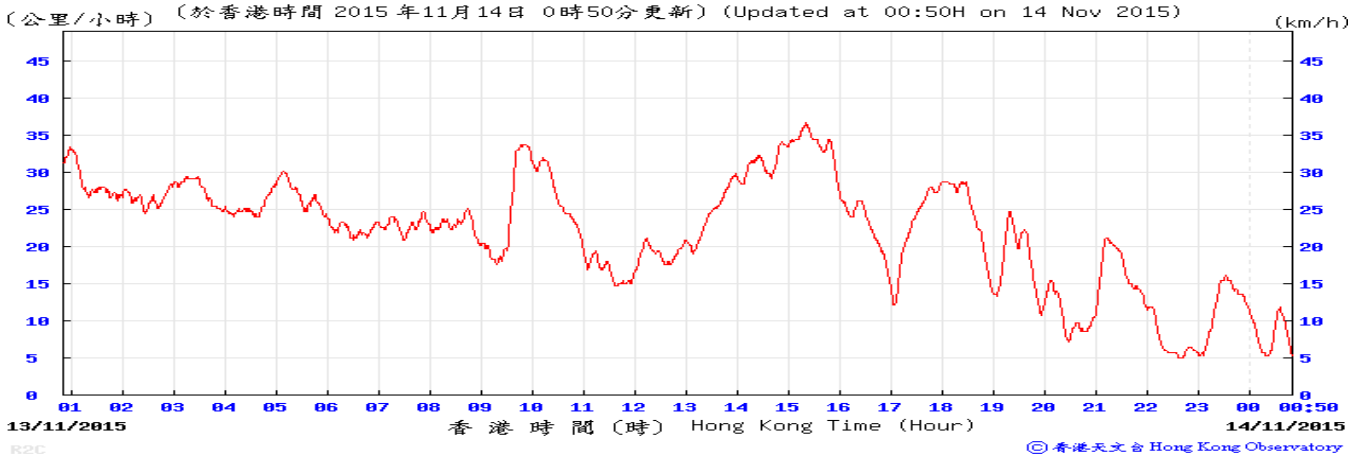

Appendix 2.3 Wind data from Hong Kong Observatory Weather Station (Chek Lap Kok Station)

14-Nov-2015

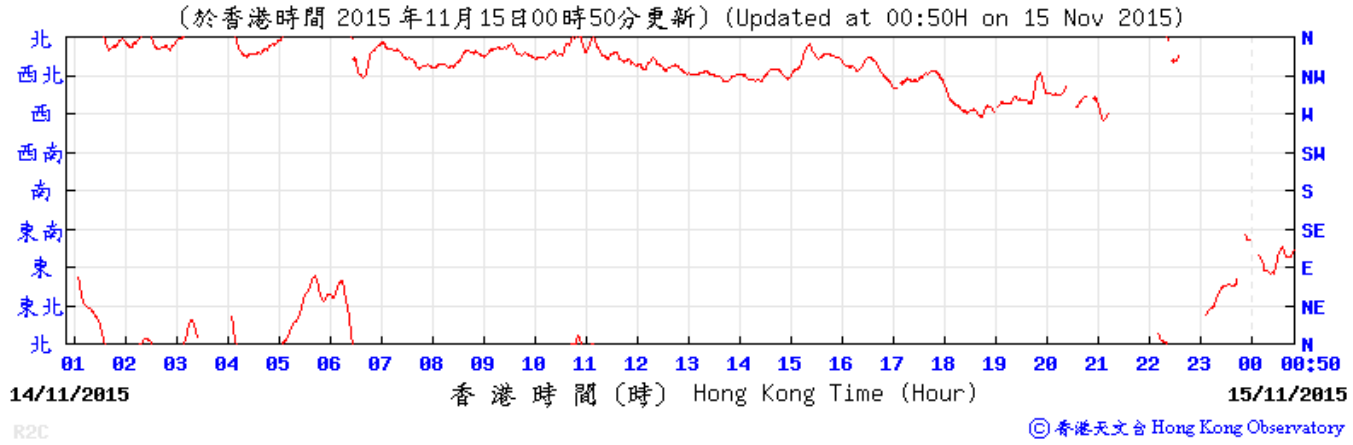

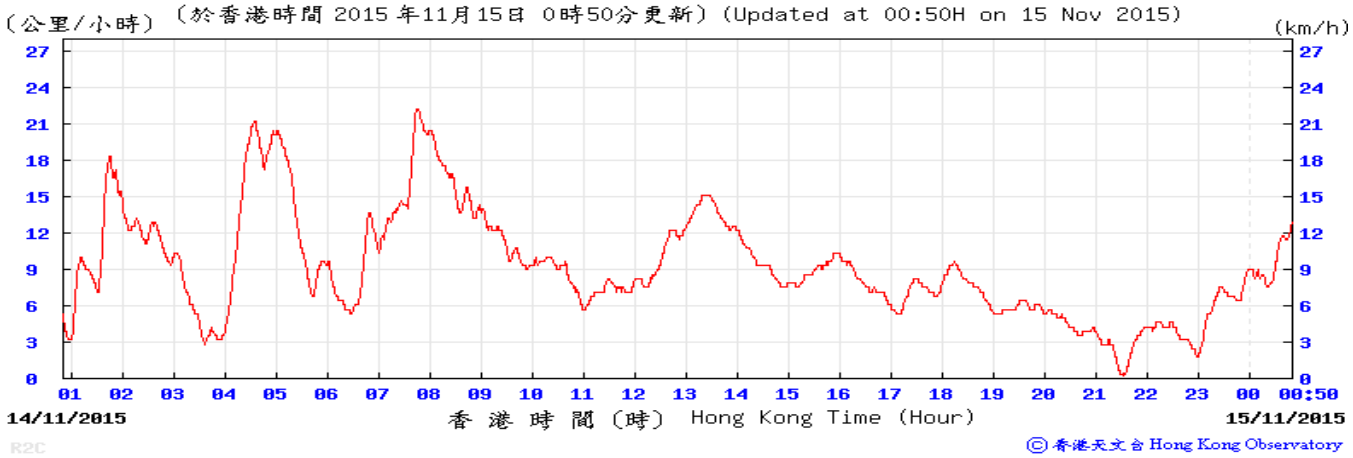

15-Nov-2015

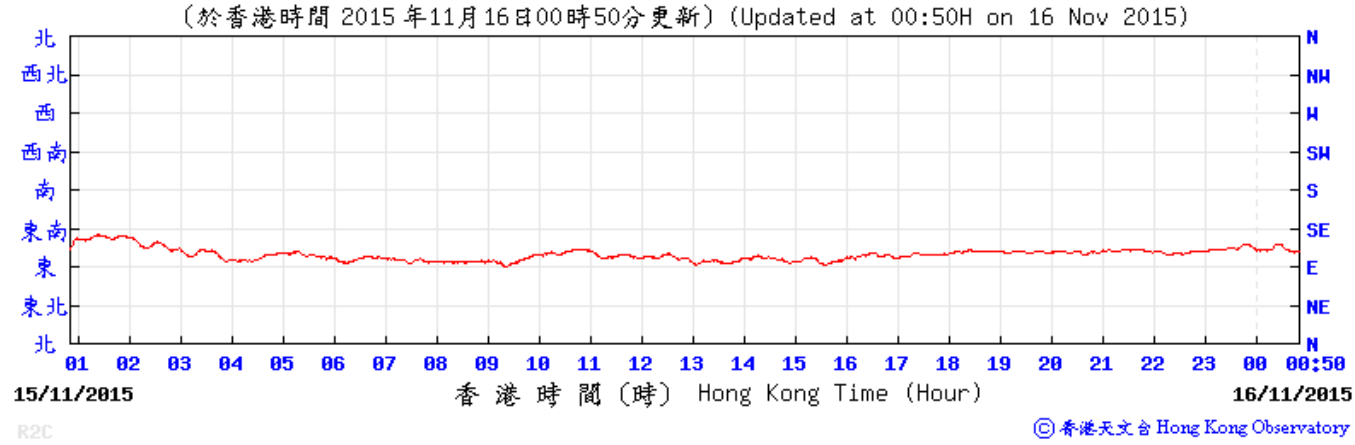

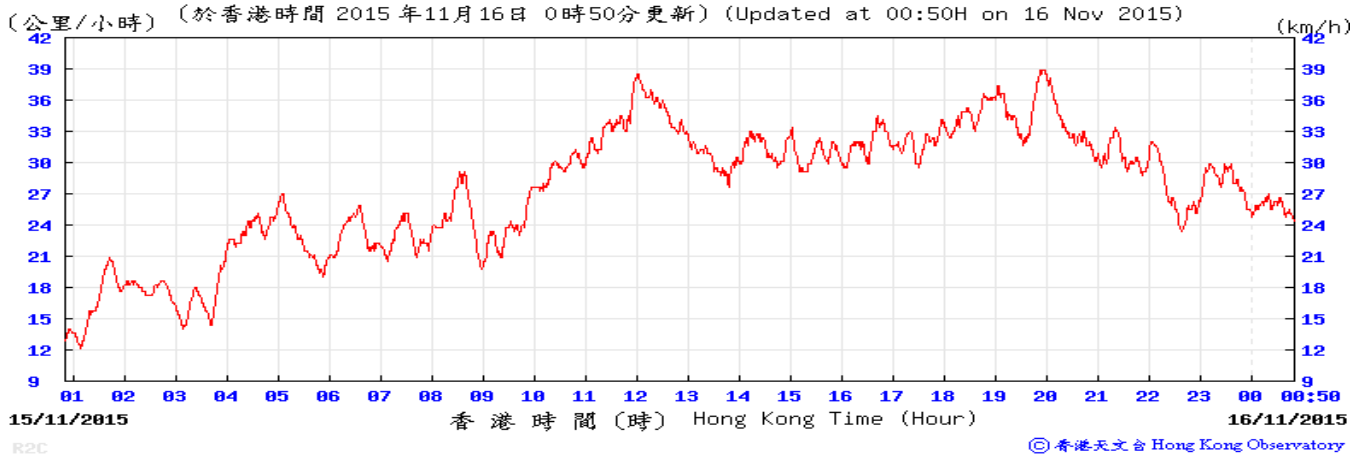

Appendix 2.3 Wind data from Hong Kong Observatory Weather Station (Chek Lap Kok Station)

16-Nov-2015

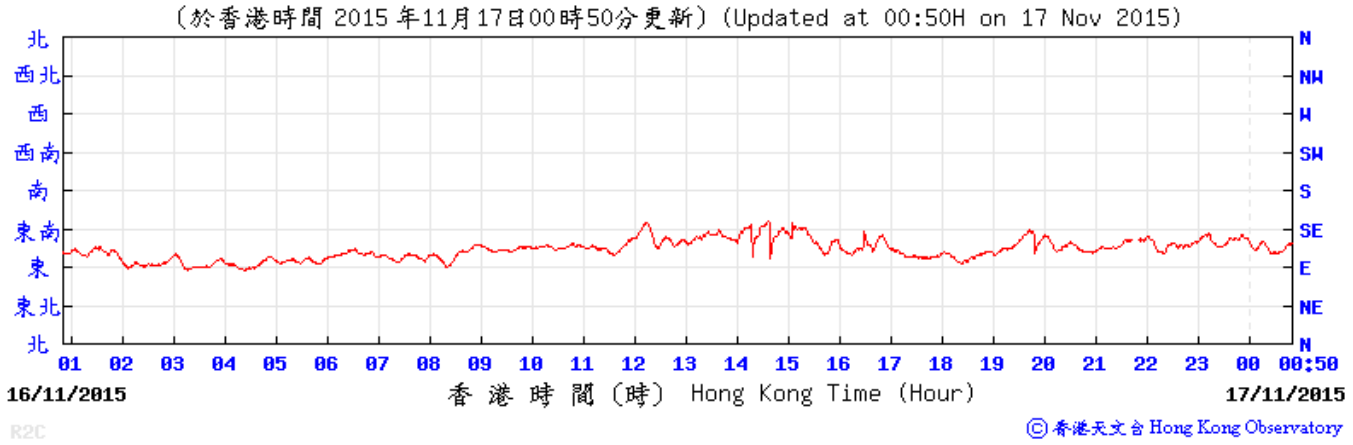

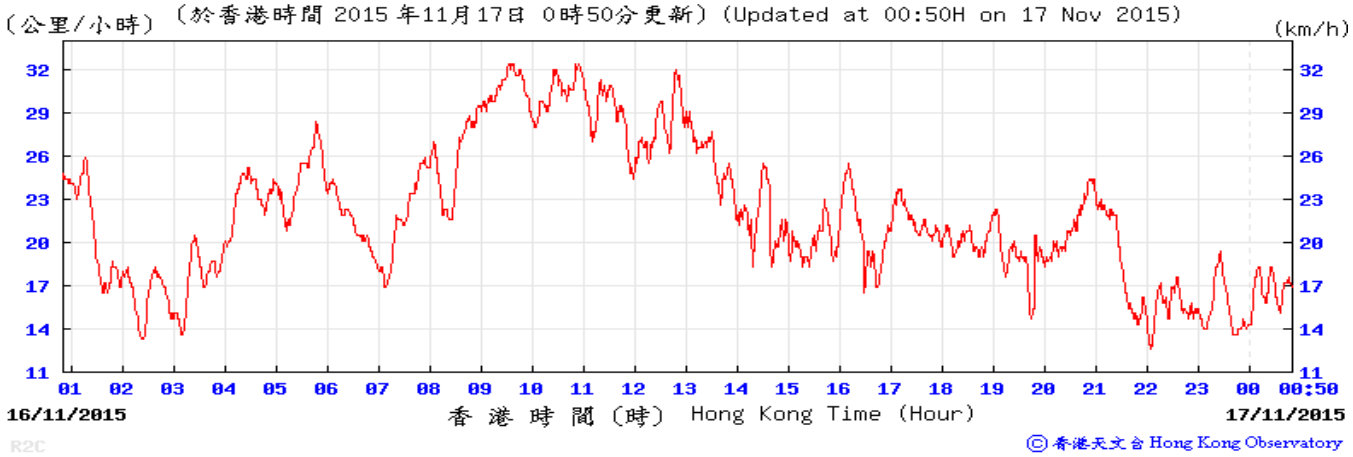

17-Nov-2015

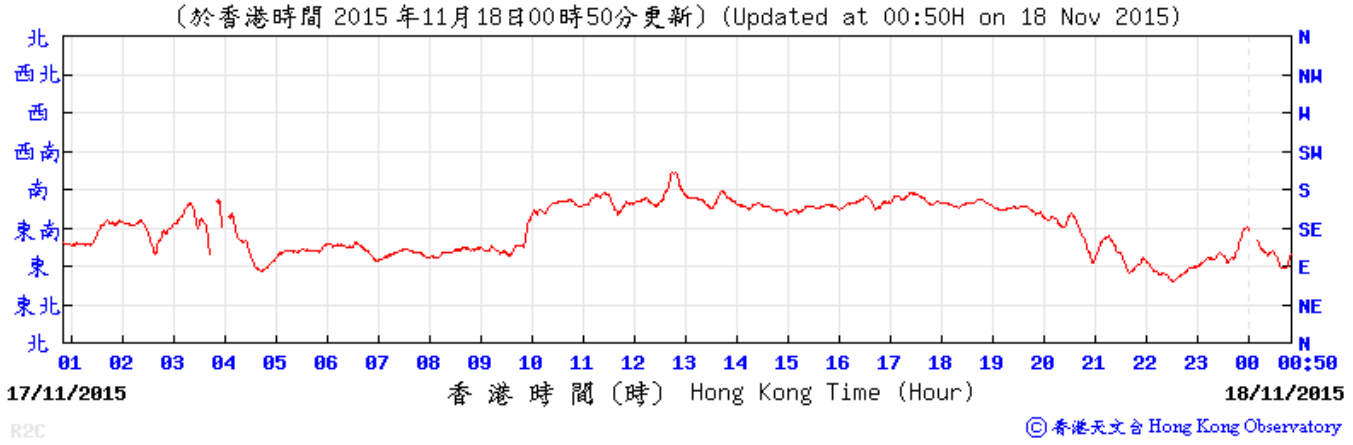

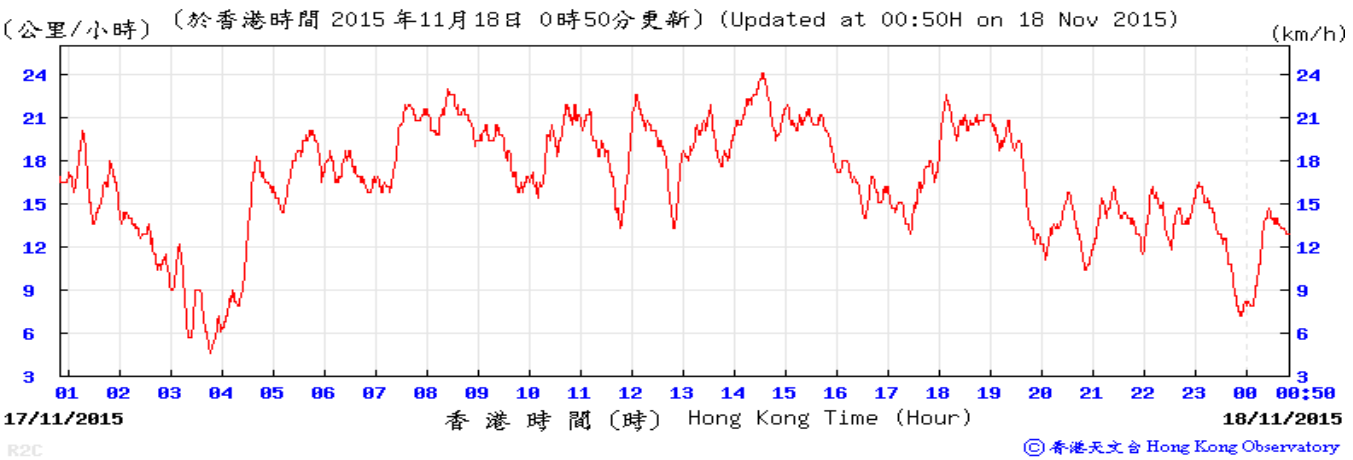

Appendix 2.3 Wind data from Hong Kong Observatory Weather Station (Chek Lap Kok Station)

18-Nov-2015

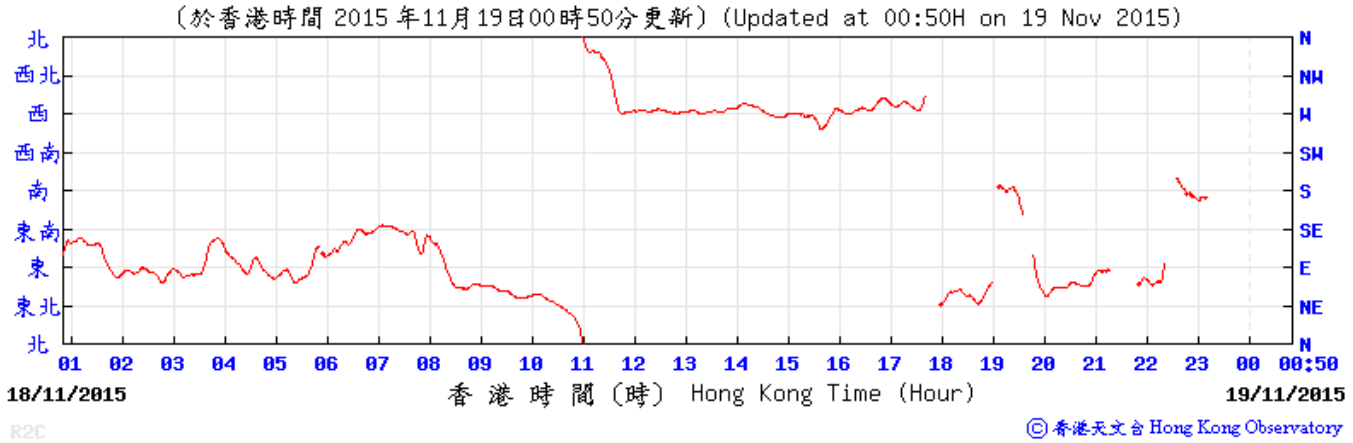

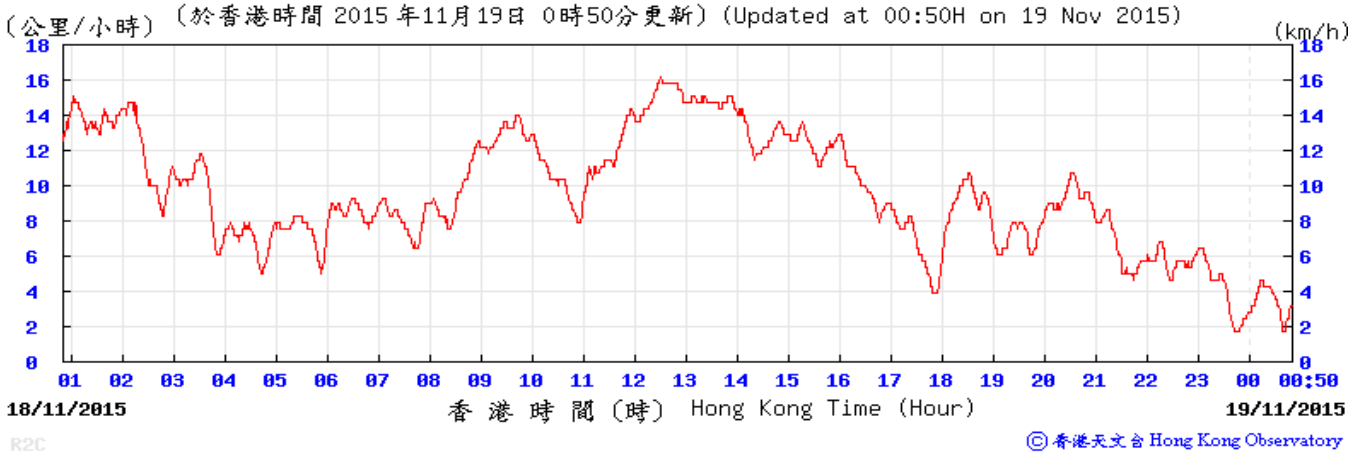

19-Nov-2015

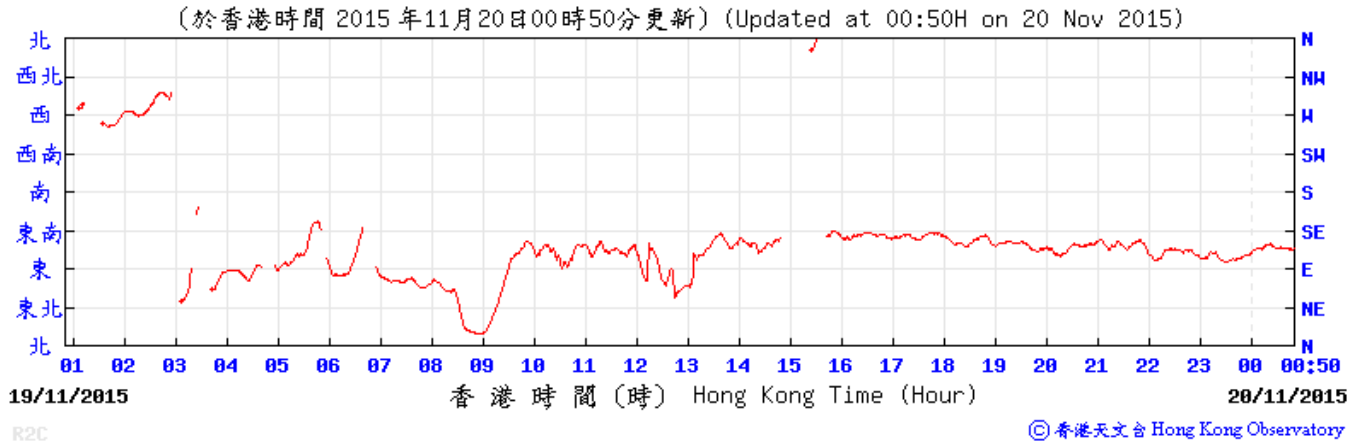

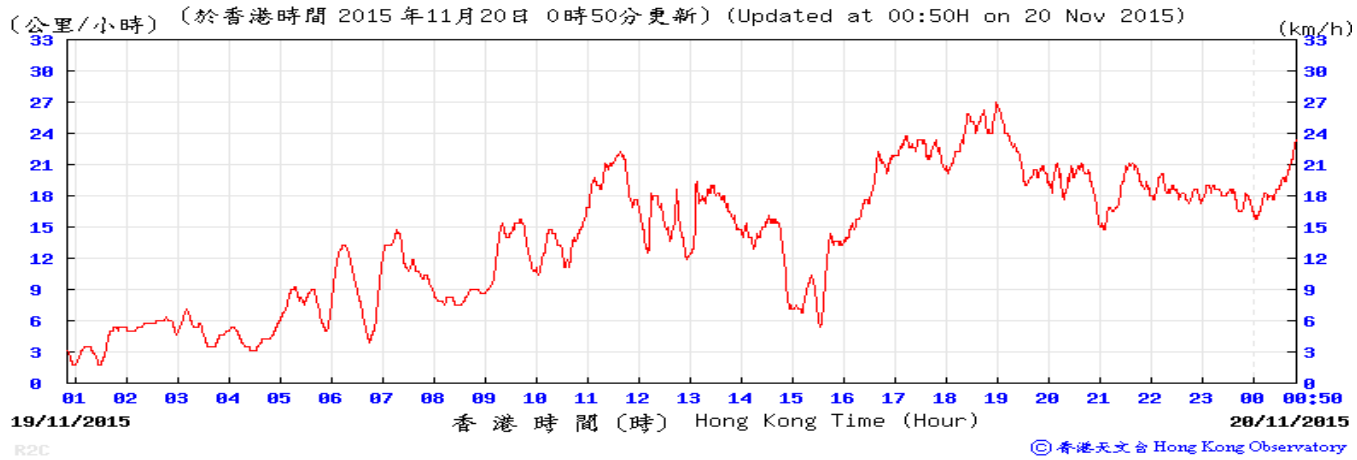

Appendix 2.3 Wind data from Hong Kong Observatory Weather Station (Chek Lap Kok Station)

20-Nov-2015

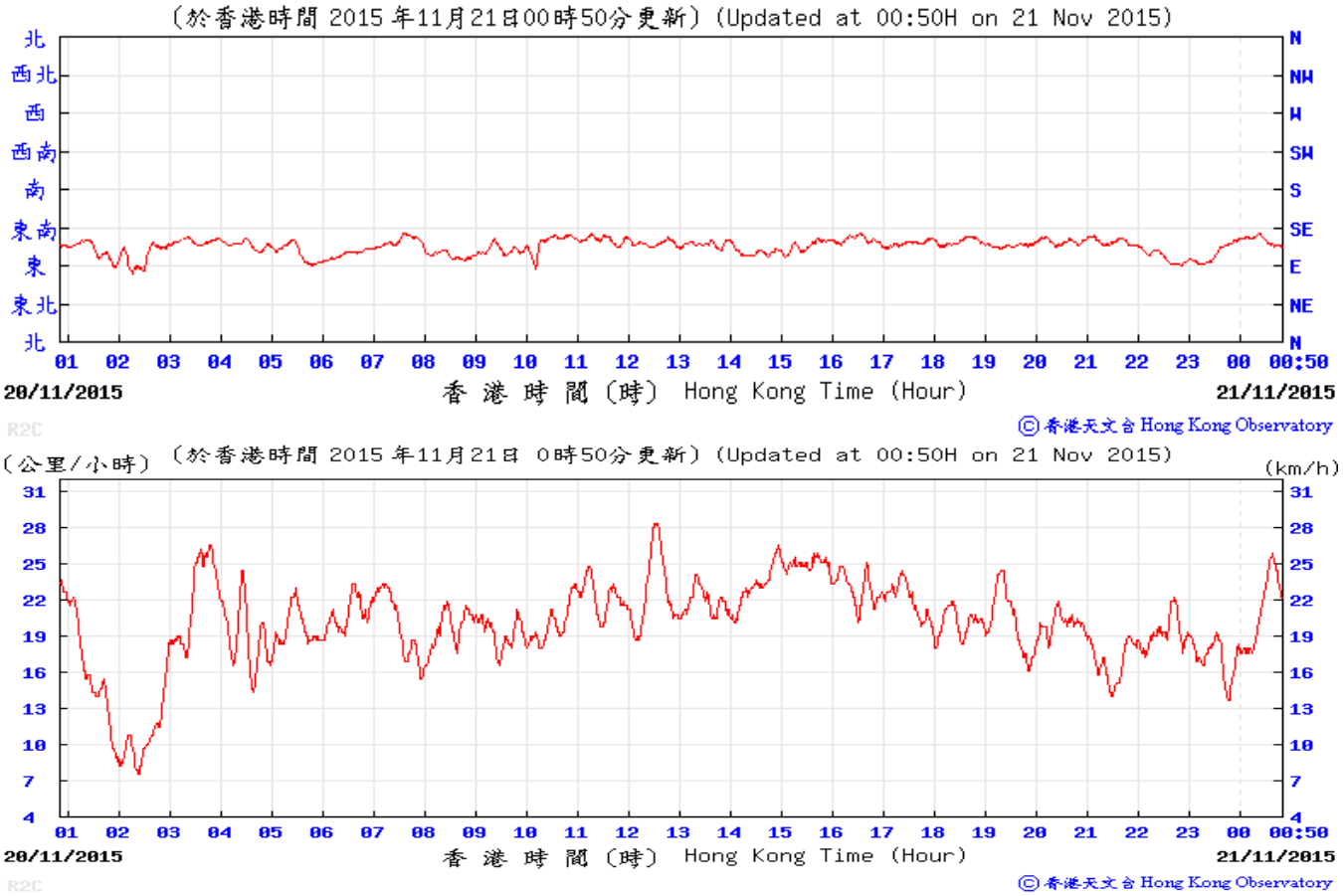

21-Nov-2015

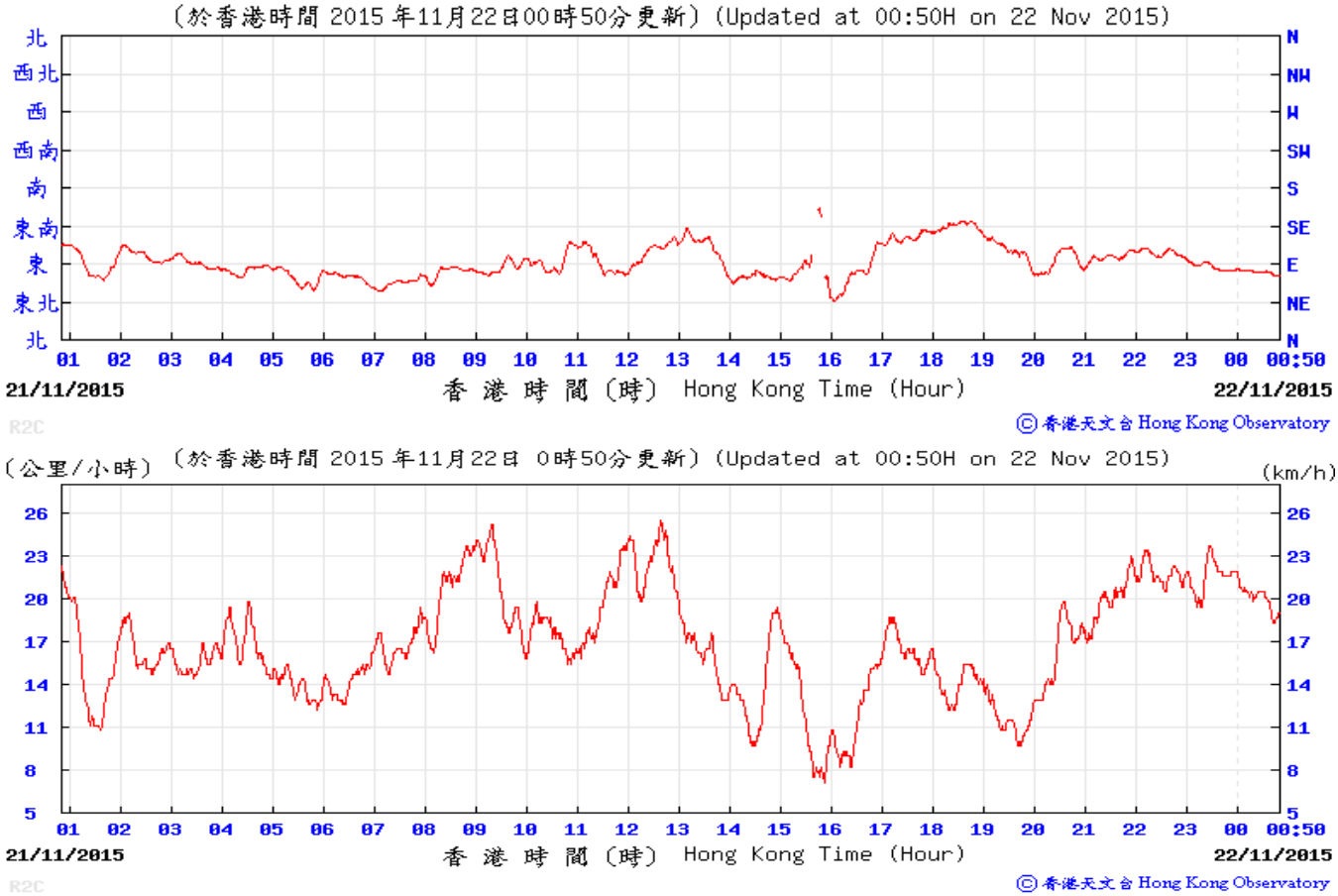

Appendix 2.3 Wind data from Hong Kong Observatory Weather Station (Chek Lap Kok Station)

22-Nov-2015

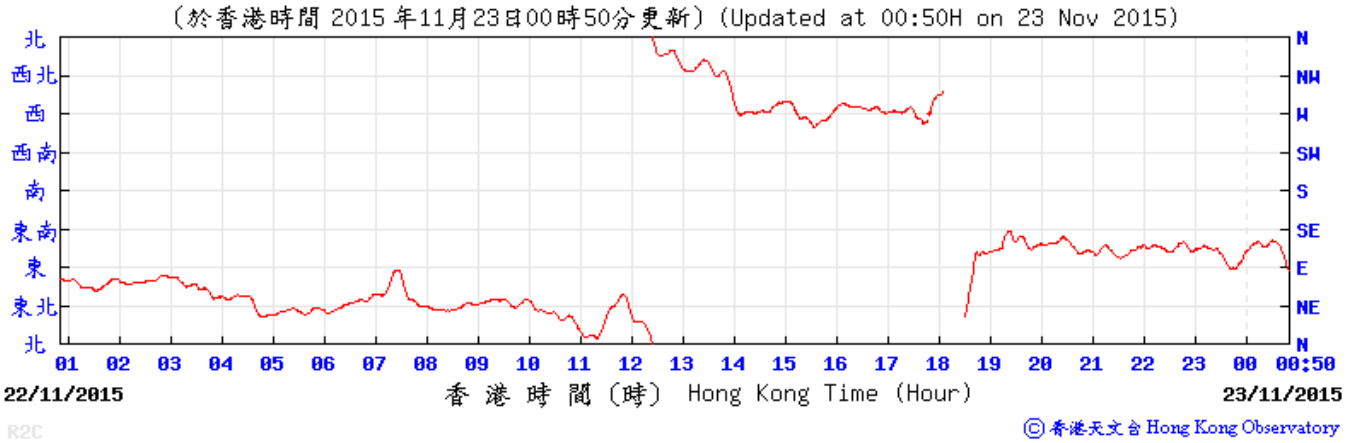

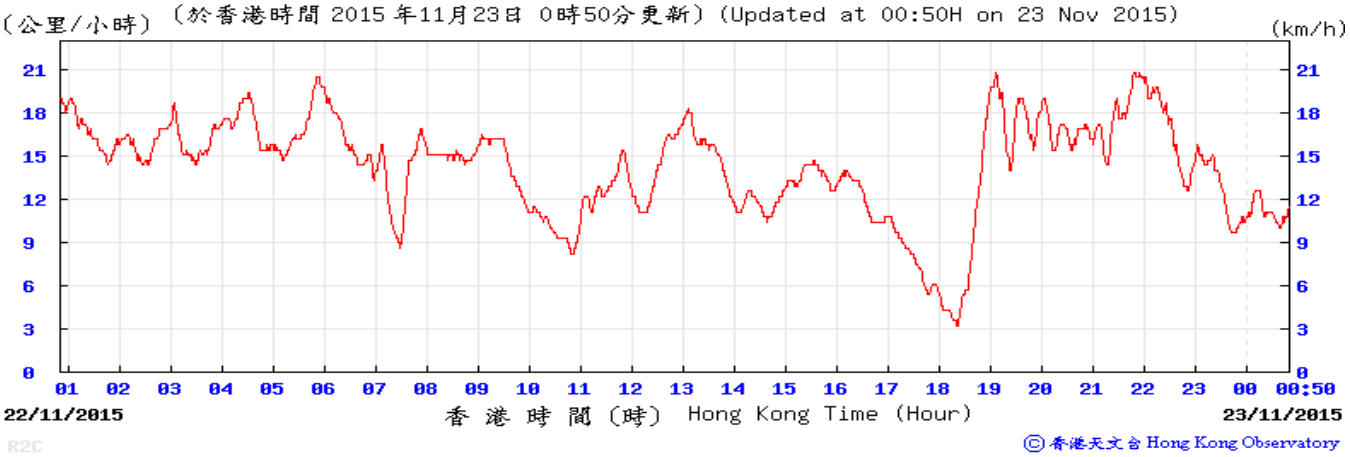

23-Nov-2015

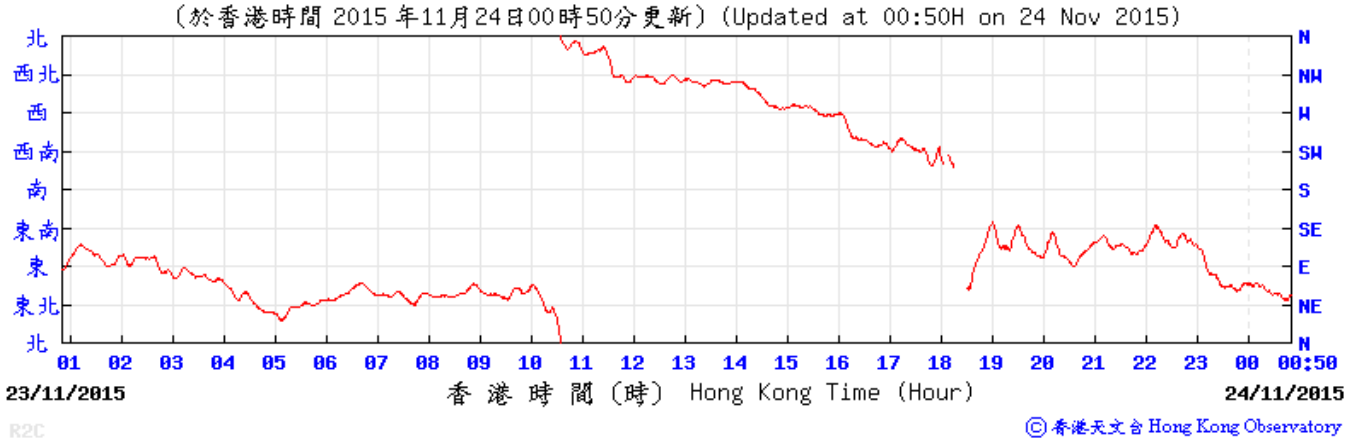

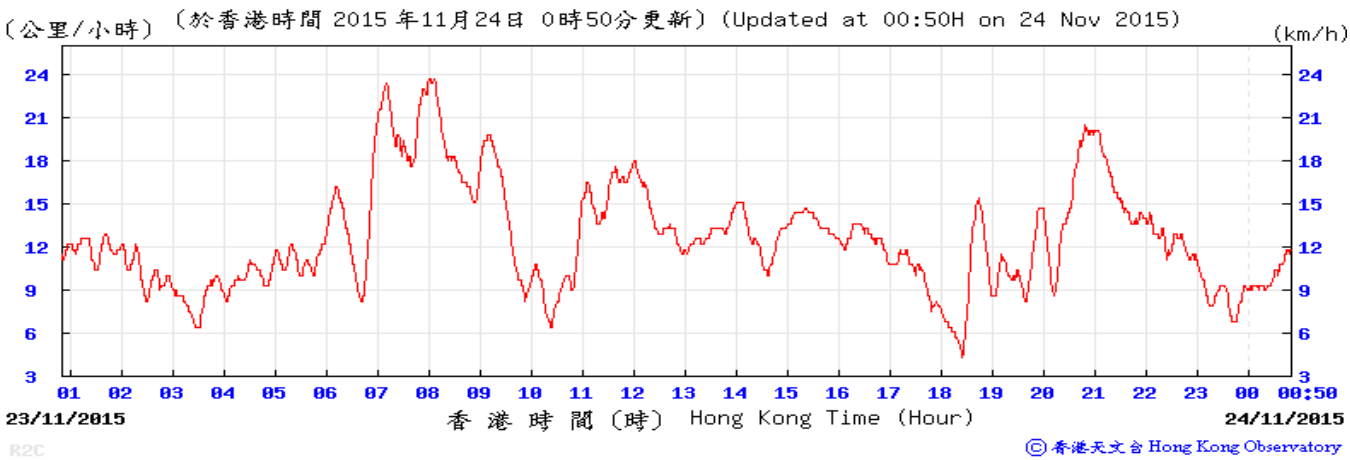

Appendix 2.3 Wind data from Hong Kong Observatory Weather Station (Chek Lap Kok Station)

24-Nov-2015

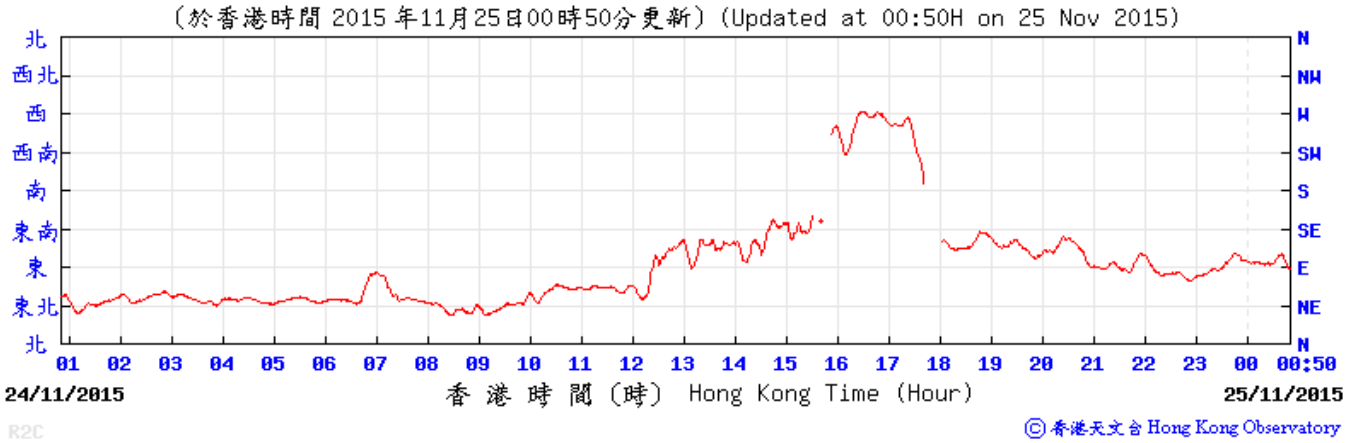

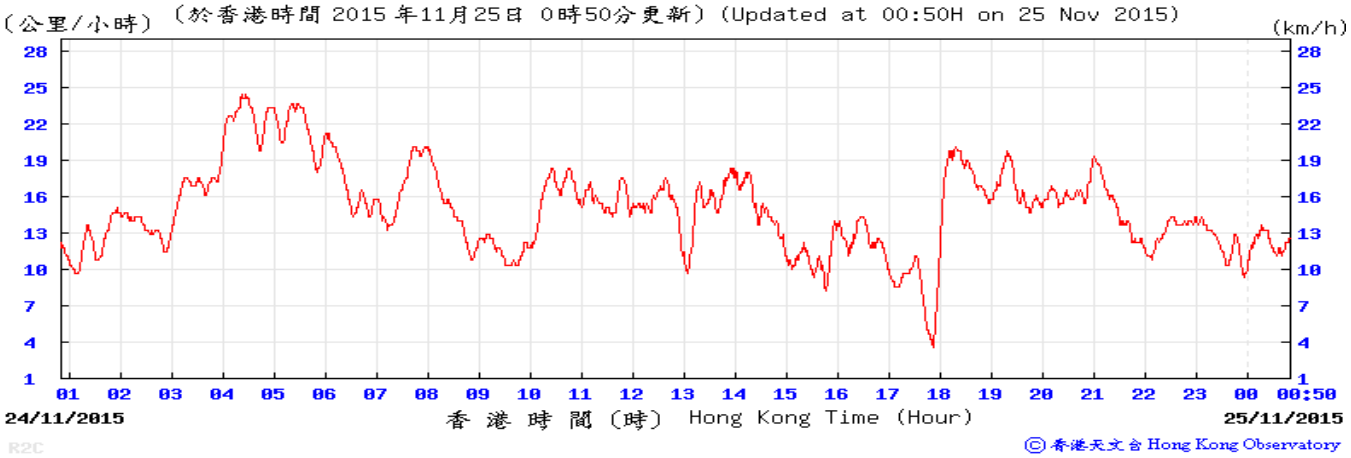

25-Nov-2015

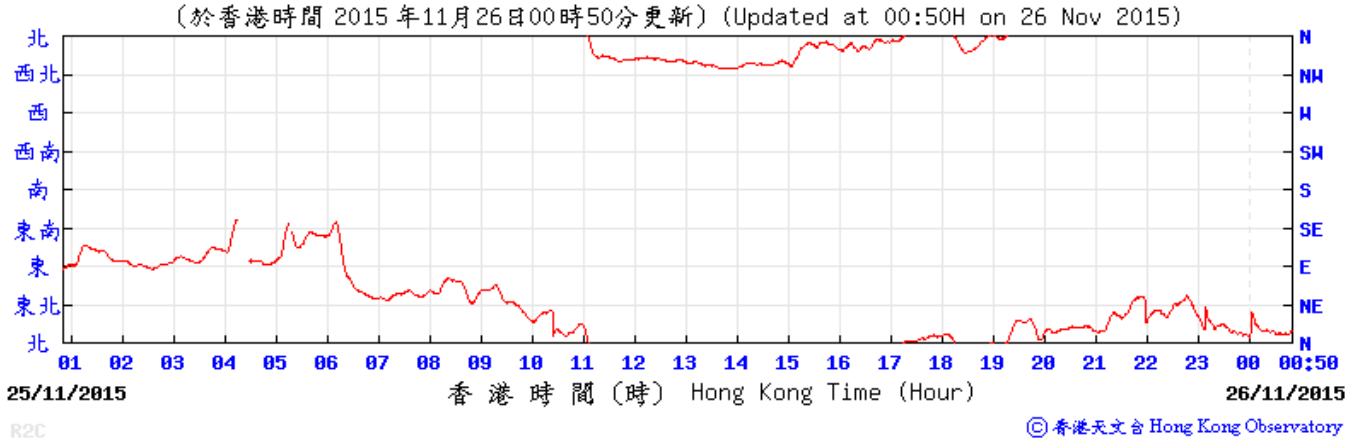

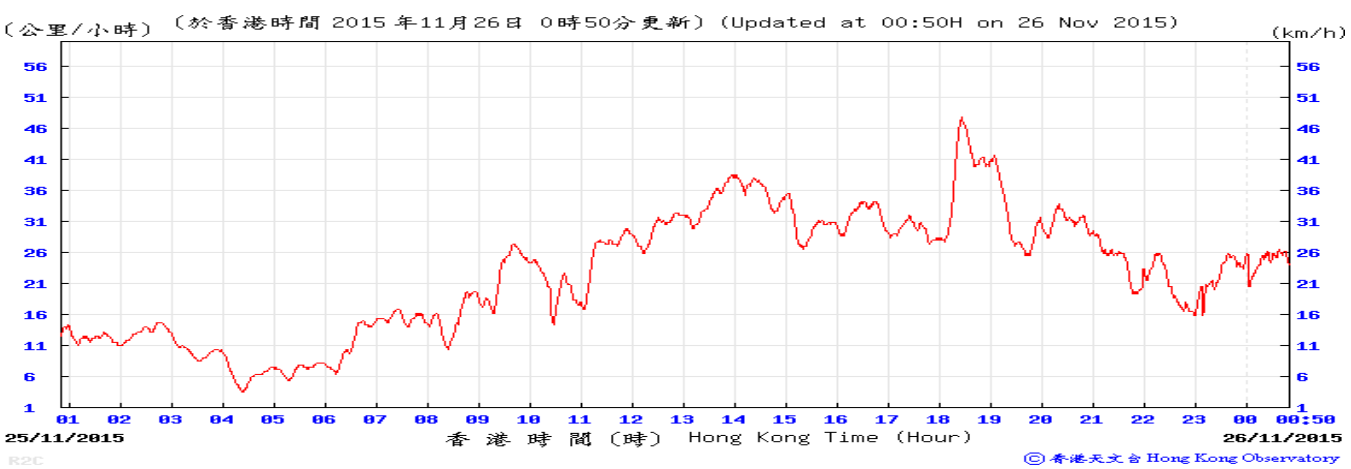

Appendix 2.3 Wind data from Hong Kong Observatory Weather Station (Chek Lap Kok Station)

26-Nov-2015

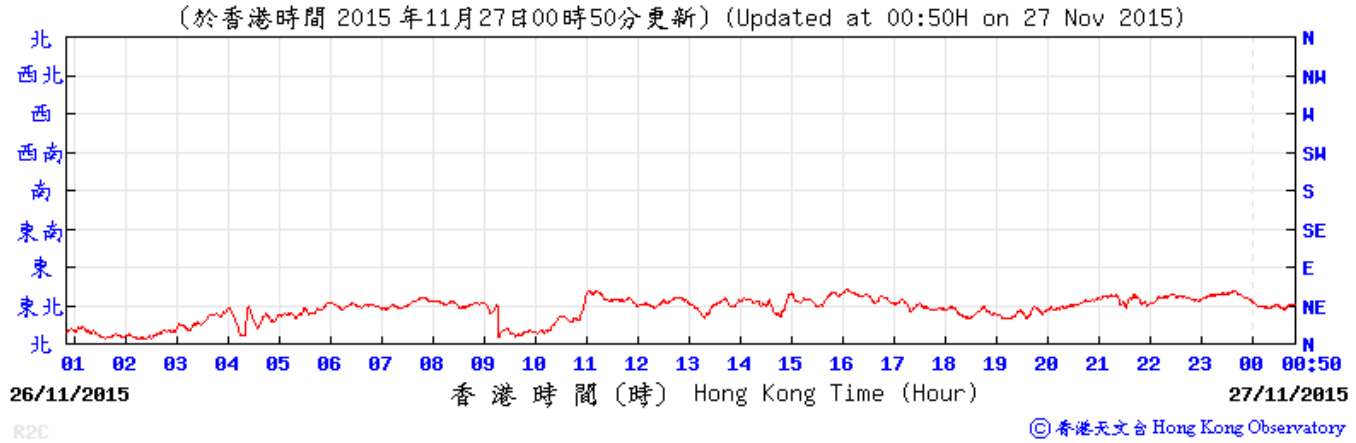

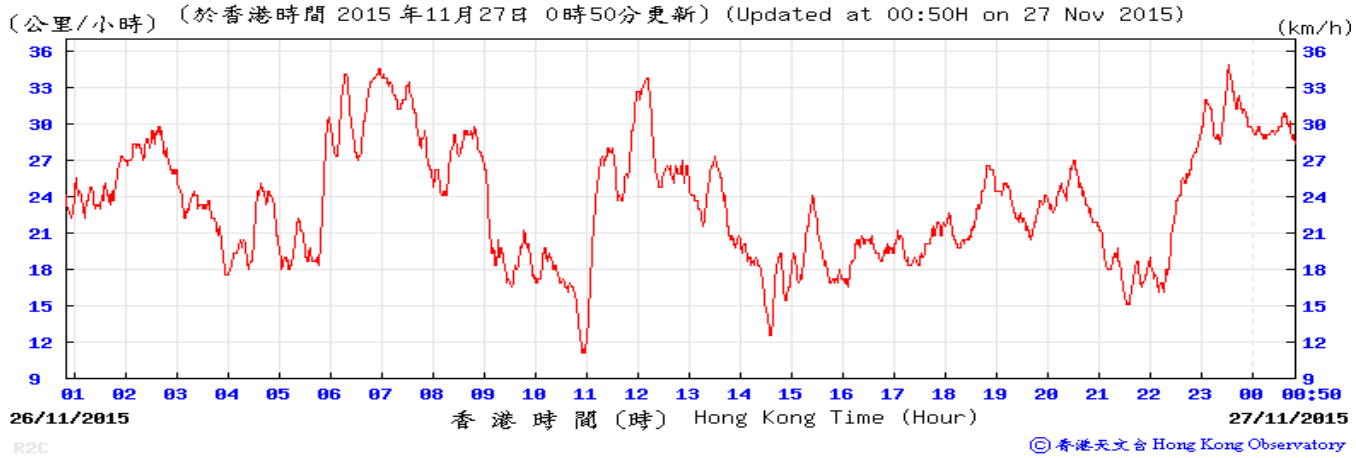

27-Nov-2015

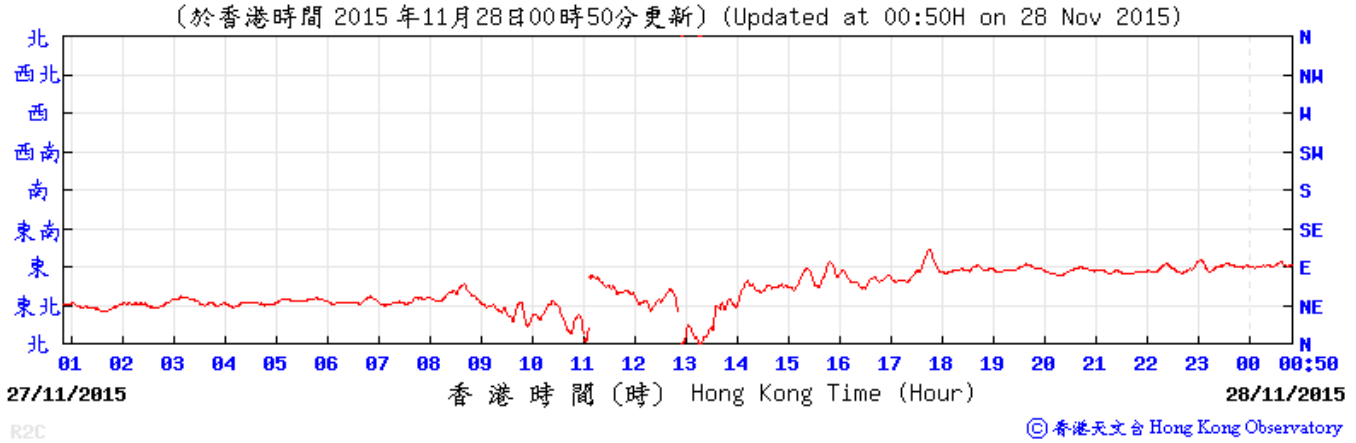

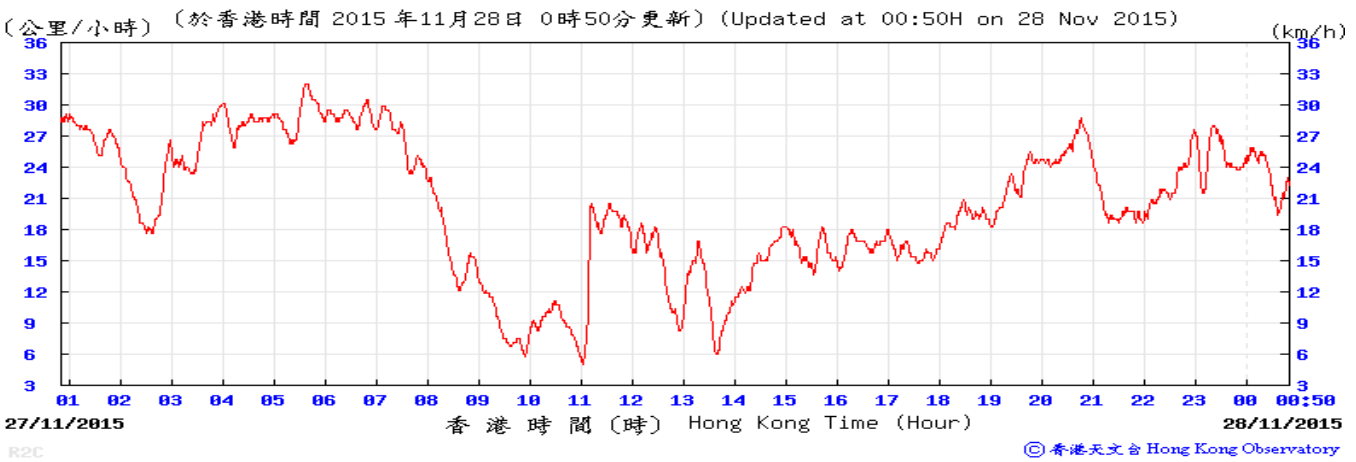

Appendix 3.1. Baseline Noise Monitoring Results

Station: NM1A- Man Tung Road Park

Start time	dB(A)			
	$L_{10\ (5mins)}$	$L_{90\ (5mins)}$	$L_{eq(5mins)}$	$L_{eq(30mins)}$
13/11/2015 15:00:00	75	66	73	73
13/11/2015 15:05:00	76	66	73	
13/11/2015 15:10:00	75	66	73	
13/11/2015 15:15:00	75	66	73	
13/11/2015 15:20:00	75	67	73	
13/11/2015 15:25:00	77	67	74	
13/11/2015 15:30:00	77	67	74	75
13/11/2015 15:35:00	76	67	74	
13/11/2015 15:40:00	77	68	75	
13/11/2015 15:45:00	77	67	74	
13/11/2015 15:50:00	77	68	75	
13/11/2015 15:55:00	79	69	75	
13/11/2015 16:00:00	81	70	77	75
13/11/2015 16:05:00	79	68	76	
13/11/2015 16:10:00	77	68	74	
13/11/2015 16:15:00	78	68	75	
13/11/2015 16:20:00	79	67	76	
13/11/2015 16:25:00	77	67	74	
13/11/2015 16:30:00	77	66	75	74
13/11/2015 16:35:00	78	67	75	
13/11/2015 16:40:00	77	67	74	
13/11/2015 16:45:00	78	66	75	
13/11/2015 16:50:00	77	66	74	
13/11/2015 16:55:00	78	67	75	
13/11/2015 17:00:00	75	66	73	74
13/11/2015 17:05:00	77	67	75	
13/11/2015 17:10:00	76	66	74	
13/11/2015 17:15:00	77	67	74	
13/11/2015 17:20:00	78	67	76	
13/11/2015 17:25:00	77	67	75	
13/11/2015 17:30:00	77	67	75	74
13/11/2015 17:35:00	76	66	73	
13/11/2015 17:40:00	76	66	74	
13/11/2015 17:45:00	76	67	74	
13/11/2015 17:50:00	76	66	74	
13/11/2015 17:55:00	75	67	73	
13/11/2015 18:00:00	76	67	74	74
13/11/2015 18:05:00	78	68	75	
13/11/2015 18:10:00	76	66	73	
13/11/2015 18:15:00	76	66	73	
13/11/2015 18:20:00	75	66	74	
13/11/2015 18:25:00	74	65	72	
13/11/2015 18:30:00	75	65	72	73
13/11/2015 18:35:00	75	66	73	
13/11/2015 18:40:00	76	65	74	
13/11/2015 18:45:00	75	64	72	
13/11/2015 18:50:00	75	64	72	
13/11/2015 18:55:00	75	65	73	
14/11/2015 07:00:00	75	63	73	73
14/11/2015 07:05:00	76	65	74	
14/11/2015 07:10:00	74	63	72	

Station: NM1A- Man Tung Road Park

Start time	dB(A)			
	$L_{10\ (5mins)}$	$L_{90\ (5mins)}$	$L_{eq(5mins)}$	$L_{eq(30mins)}$
14/11/2015 07:15:00	74	63	72	
14/11/2015 07:20:00	76	66	73	
14/11/2015 07:25:00	76	65	73	
14/11/2015 07:30:00	75	64	72	74
14/11/2015 07:35:00	75	65	73	
14/11/2015 07:40:00	76	65	74	
14/11/2015 07:45:00	77	65	74	
14/11/2015 07:50:00	75	65	73	
14/11/2015 07:55:00	77	66	76	
14/11/2015 08:00:00	77	66	74	74
14/11/2015 08:05:00	76	66	74	
14/11/2015 08:10:00	77	65	74	
14/11/2015 08:15:00	76	67	74	
14/11/2015 08:20:00	76	66	73	
14/11/2015 08:25:00	76	66	74	
14/11/2015 08:30:00	76	66	73	73
14/11/2015 08:35:00	75	65	73	
14/11/2015 08:40:00	75	65	73	
14/11/2015 08:45:00	76	65	73	
14/11/2015 08:50:00	76	65	73	
14/11/2015 08:55:00	75	65	73	
14/11/2015 09:00:00	76	66	74	73
14/11/2015 09:05:00	76	65	74	
14/11/2015 09:10:00	76	66	73	
14/11/2015 09:15:00	76	66	73	
14/11/2015 09:20:00	75	65	73	
14/11/2015 09:25:00	75	64	73	
14/11/2015 09:30:00	76	66	74	73
14/11/2015 09:35:00	75	65	73	
14/11/2015 09:40:00	75	65	73	
14/11/2015 09:45:00	76	65	73	
14/11/2015 09:50:00	75	65	73	
14/11/2015 09:55:00	75	65	72	
14/11/2015 10:00:00	76	67	74	74
14/11/2015 10:05:00	77	66	74	
14/11/2015 10:10:00	76	66	74	
14/11/2015 10:15:00	76	66	73	
14/11/2015 10:20:00	76	66	73	
14/11/2015 10:25:00	76	65	74	
14/11/2015 10:30:00	75	65	73	73
14/11/2015 10:35:00	75	65	72	
14/11/2015 10:40:00	75	65	73	
14/11/2015 10:45:00	76	66	74	
14/11/2015 10:50:00	76	65	73	
14/11/2015 10:55:00	75	65	72	
14/11/2015 11:00:00	75	66	73	73
14/11/2015 11:05:00	77	66	74	
14/11/2015 11:10:00	75	65	73	
14/11/2015 11:15:00	75	65	73	
14/11/2015 11:20:00	75	65	73	
14/11/2015 11:25:00	75	64	72	

Station: NM1A- Man Tung Road Park

Start time	dB(A)			
	$L_{10\ (5mins)}$	$L_{90\ (5mins)}$	$L_{eq(5mins)}$	$L_{eq(30mins)}$
14/11/2015 11:30:00	76	65	73	73
14/11/2015 11:35:00	75	64	72	
14/11/2015 11:40:00	74	65	72	
14/11/2015 11:45:00	76	65	73	
14/11/2015 11:50:00	76	65	74	
14/11/2015 11:55:00	75	65	72	
14/11/2015 12:00:00	75	65	73	73
14/11/2015 12:05:00	77	66	75	
14/11/2015 12:10:00	76	65	74	
14/11/2015 12:15:00	75	64	72	
14/11/2015 12:20:00	75	64	73	
14/11/2015 12:25:00	75	64	72	
14/11/2015 12:30:00	75	64	72	73
14/11/2015 12:35:00	75	65	72	
14/11/2015 12:40:00	76	65	74	
14/11/2015 12:45:00	74	65	72	
14/11/2015 12:50:00	75	63	72	
14/11/2015 12:55:00	76	65	73	
14/11/2015 13:00:00	74	66	72	73
14/11/2015 13:05:00	77	67	74	
14/11/2015 13:10:00	76	66	74	
14/11/2015 13:15:00	75	65	72	
14/11/2015 13:20:00	75	65	73	
14/11/2015 13:25:00	76	65	73	
14/11/2015 13:30:00	76	65	73	73
14/11/2015 13:35:00	76	65	74	
14/11/2015 13:40:00	75	64	73	
14/11/2015 13:45:00	74	64	71	
14/11/2015 13:50:00	75	65	72	
14/11/2015 13:55:00	75	65	74	
14/11/2015 14:00:00	75	66	73	73
14/11/2015 14:05:00	76	66	73	
14/11/2015 14:10:00	76	65	73	
14/11/2015 14:15:00	77	66	74	
14/11/2015 14:20:00	74	64	73	
14/11/2015 14:25:00	75	65	73	
14/11/2015 14:30:00	75	64	73	73
14/11/2015 14:35:00	75	64	72	
14/11/2015 14:40:00	76	66	73	
14/11/2015 14:45:00	74	64	72	
14/11/2015 14:50:00	75	64	73	
14/11/2015 14:55:00	75	65	72	
14/11/2015 15:00:00	75	65	72	73
14/11/2015 15:05:00	75	65	73	
14/11/2015 15:10:00	75	65	73	
14/11/2015 15:15:00	74	65	72	
14/11/2015 15:20:00	75	65	72	
14/11/2015 15:25:00	76	65	74	
14/11/2015 15:30:00	74	65	73	73
14/11/2015 15:35:00	75	65	73	
14/11/2015 15:40:00	76	65	74	

Station: NM1A- Man Tung Road Park

Start time	dB(A)			
	$L_{10\ (5mins)}$	$L_{90\ (5mins)}$	$L_{eq(5mins)}$	$L_{eq(30mins)}$
14/11/2015 15:45:00	75	65	73	
14/11/2015 15:50:00	74	64	72	
14/11/2015 15:55:00	75	65	73	
14/11/2015 16:00:00	75	64	73	73
14/11/2015 16:05:00	75	64	73	
14/11/2015 16:10:00	75	65	73	
14/11/2015 16:15:00	76	65	73	
14/11/2015 16:20:00	74	64	72	
14/11/2015 16:25:00	75	65	72	
14/11/2015 16:30:00	75	65	73	73
14/11/2015 16:35:00	74	64	72	
14/11/2015 16:40:00	76	65	73	
14/11/2015 16:45:00	74	64	72	
14/11/2015 16:50:00	74	65	72	
14/11/2015 16:55:00	76	65	73	
14/11/2015 17:00:00	74	65	72	73
14/11/2015 17:05:00	75	65	73	
14/11/2015 17:10:00	75	65	73	
14/11/2015 17:15:00	76	66	73	
14/11/2015 17:20:00	74	65	72	
14/11/2015 17:25:00	74	65	72	
14/11/2015 17:30:00	76	65	73	73
14/11/2015 17:35:00	75	65	72	
14/11/2015 17:40:00	75	65	72	
14/11/2015 17:45:00	75	66	73	
14/11/2015 17:50:00	75	65	73	
14/11/2015 17:55:00	76	66	73	
14/11/2015 18:00:00	75	65	73	73
14/11/2015 18:05:00	77	66	75	
14/11/2015 18:10:00	75	65	72	
14/11/2015 18:15:00	74	64	72	
14/11/2015 18:20:00	75	66	73	
14/11/2015 18:25:00	75	65	73	
14/11/2015 18:30:00	75	65	72	73
14/11/2015 18:35:00	74	64	72	
14/11/2015 18:40:00	76	66	73	
14/11/2015 18:45:00	75	65	73	
14/11/2015 18:50:00	75	64	73	
14/11/2015 18:55:00	75	64	73	
16/11/2015 07:00:00	76	64	73	73
16/11/2015 07:05:00	74	63	72	
16/11/2015 07:10:00	75	64	73	
16/11/2015 07:15:00	75	64	72	
16/11/2015 07:20:00	74	63	72	
16/11/2015 07:25:00	77	66	75	
16/11/2015 07:30:00	75	64	73	74
16/11/2015 07:35:00	77	65	74	
16/11/2015 07:40:00	77	65	74	
16/11/2015 07:45:00	77	65	74	
16/11/2015 07:50:00	77	65	74	
16/11/2015 07:55:00	77	66	74	

Station: NM1A- Man Tung Road Park

Start time	dB(A)			
	$L_{10\ (5mins)}$	$L_{90\ (5mins)}$	$L_{eq(5mins)}$	$L_{eq(30mins)}$
16/11/2015 08:00:00	79	68	76	75
16/11/2015 08:05:00	77	67	74	
16/11/2015 08:10:00	76	67	74	
16/11/2015 08:15:00	77	68	74	
16/11/2015 08:20:00	76	66	73	
16/11/2015 08:25:00	76	66	74	
16/11/2015 08:30:00	77	66	74	73
16/11/2015 08:35:00	76	65	73	
16/11/2015 08:40:00	77	65	74	
16/11/2015 08:45:00	76	65	73	
16/11/2015 08:50:00	75	65	73	
16/11/2015 08:55:00	76	66	73	
16/11/2015 09:00:00	76	65	73	73
16/11/2015 09:05:00	76	66	74	
16/11/2015 09:10:00	76	66	73	
16/11/2015 09:15:00	76	66	74	
16/11/2015 09:20:00	74	64	72	
16/11/2015 09:25:00	75	66	73	
16/11/2015 09:30:00	75	65	73	73
16/11/2015 09:35:00	75	65	73	
16/11/2015 09:40:00	76	66	73	
16/11/2015 09:45:00	75	66	73	
16/11/2015 09:50:00	75	64	72	
16/11/2015 09:55:00	75	65	73	
16/11/2015 10:00:00	75	65	74	73
16/11/2015 10:05:00	75	64	72	
16/11/2015 10:10:00	75	65	73	
16/11/2015 10:15:00	76	66	74	
16/11/2015 10:20:00	75	64	72	
16/11/2015 10:25:00	76	65	73	
16/11/2015 10:30:00	76	65	73	73
16/11/2015 10:35:00	75	65	72	
16/11/2015 10:40:00	76	66	73	
16/11/2015 10:45:00	74	64	73	
16/11/2015 10:50:00	76	66	74	
16/11/2015 10:55:00	75	64	73	
16/11/2015 11:00:00	75	64	72	73
16/11/2015 11:05:00	76	66	73	
16/11/2015 11:10:00	75	65	73	
16/11/2015 11:15:00	76	65	74	
16/11/2015 11:20:00	75	65	73	
16/11/2015 11:25:00	76	66	73	
16/11/2015 11:30:00	75	65	73	73
16/11/2015 11:35:00	75	65	72	
16/11/2015 11:40:00	75	65	73	
16/11/2015 11:45:00	75	65	73	
16/11/2015 11:50:00	75	66	74	
16/11/2015 11:55:00	75	65	73	
16/11/2015 12:00:00	76	65	73	73
16/11/2015 12:05:00	76	66	73	
16/11/2015 12:10:00	74	65	72	

Station: NM1A- Man Tung Road Park

Start time	dB(A)			
	$L_{10\ (5mins)}$	$L_{90\ (5mins)}$	$L_{eq(5mins)}$	$L_{eq(30mins)}$
16/11/2015 12:15:00	76	65	74	
16/11/2015 12:20:00	76	64	73	
16/11/2015 12:25:00	75	64	72	
16/11/2015 12:30:00	75	64	73	73
16/11/2015 12:35:00	75	64	73	
16/11/2015 12:40:00	75	65	73	
16/11/2015 12:45:00	75	65	72	
16/11/2015 12:50:00	74	64	72	
16/11/2015 12:55:00	76	65	73	
16/11/2015 13:00:00	77	67	74	73
16/11/2015 13:05:00	76	67	73	
16/11/2015 13:10:00	75	64	73	
16/11/2015 13:15:00	75	65	74	
16/11/2015 13:20:00	75	65	73	
16/11/2015 13:25:00	76	66	73	
16/11/2015 13:30:00	75	64	73	73
16/11/2015 13:35:00	75	66	73	
16/11/2015 13:40:00	76	67	74	
16/11/2015 13:45:00	76	66	74	
16/11/2015 13:50:00	74	64	72	
16/11/2015 13:55:00	77	66	75	
16/11/2015 14:00:00	75	65	73	73
16/11/2015 14:05:00	74	64	72	
16/11/2015 14:10:00	76	65	73	
16/11/2015 14:15:00	78	66	76	
16/11/2015 14:20:00	75	65	73	
16/11/2015 14:25:00	75	65	73	
16/11/2015 14:30:00	76	65	73	73
16/11/2015 14:35:00	76	65	74	
16/11/2015 14:40:00	75	65	74	
16/11/2015 14:45:00	75	65	73	
16/11/2015 14:50:00	76	66	73	
16/11/2015 14:55:00	76	65	73	
16/11/2015 15:00:00	75	65	73	73
16/11/2015 15:05:00	75	65	73	
16/11/2015 15:10:00	75	65	73	
16/11/2015 15:15:00	75	65	73	
16/11/2015 15:20:00	75	65	73	
16/11/2015 15:25:00	76	66	73	
16/11/2015 15:30:00	75	66	73	73
16/11/2015 15:35:00	75	65	73	
16/11/2015 15:40:00	75	65	73	
16/11/2015 15:45:00	75	65	73	
16/11/2015 15:50:00	75	65	73	
16/11/2015 15:55:00	76	66	74	
16/11/2015 16:00:00	75	65	73	73
16/11/2015 16:05:00	74	64	72	
16/11/2015 16:10:00	77	66	74	
16/11/2015 16:15:00	75	65	72	
16/11/2015 16:20:00	75	65	73	
16/11/2015 16:25:00	76	66	74	

Station: NM1A- Man Tung Road Park

Start time	dB(A)			
	$L_{10\ (5mins)}$	$L_{90\ (5mins)}$	$L_{eq(5mins)}$	$L_{eq(30mins)}$
16/11/2015 16:30:00	76	66	74	73
16/11/2015 16:35:00	76	64	73	
16/11/2015 16:40:00	75	65	72	
16/11/2015 16:45:00	74	64	72	
16/11/2015 16:50:00	75	65	73	
16/11/2015 16:55:00	75	66	73	
16/11/2015 17:00:00	74	65	72	73
16/11/2015 17:05:00	76	66	74	
16/11/2015 17:10:00	75	65	73	
16/11/2015 17:15:00	75	65	73	
16/11/2015 17:20:00	75	65	73	
16/11/2015 17:25:00	76	66	74	
16/11/2015 17:30:00	75	65	73	73
16/11/2015 17:35:00	75	65	72	
16/11/2015 17:40:00	75	66	73	
16/11/2015 17:45:00	75	67	74	
16/11/2015 17:50:00	75	65	73	
16/11/2015 17:55:00	75	66	73	
16/11/2015 18:00:00	76	66	74	74
16/11/2015 18:05:00	76	67	74	
16/11/2015 18:10:00	76	66	73	
16/11/2015 18:15:00	75	66	73	
16/11/2015 18:20:00	76	65	74	
16/11/2015 18:25:00	75	65	73	
16/11/2015 18:30:00	74	64	72	73
16/11/2015 18:35:00	75	65	73	
16/11/2015 18:40:00	74	65	72	
16/11/2015 18:45:00	74	65	73	
16/11/2015 18:50:00	75	65	73	
16/11/2015 18:55:00	75	65	72	
17/11/2015 07:00:00	75	64	73	73
17/11/2015 07:05:00	75	64	72	
17/11/2015 07:10:00	76	65	74	
17/11/2015 07:15:00	75	65	72	
17/11/2015 07:20:00	75	64	73	
17/11/2015 07:25:00	77	65	74	
17/11/2015 07:30:00	76	65	73	75
17/11/2015 07:35:00	77	66	75	
17/11/2015 07:40:00	76	66	74	
17/11/2015 07:45:00	77	66	74	
17/11/2015 07:50:00	79	68	76	
17/11/2015 07:55:00	77	65	75	
17/11/2015 08:00:00	77	67	75	75
17/11/2015 08:05:00	78	67	75	
17/11/2015 08:10:00	77	67	74	
17/11/2015 08:15:00	78	68	75	
17/11/2015 08:20:00	77	66	74	
17/11/2015 08:25:00	78	66	75	
17/11/2015 08:30:00	76	65	73	74
17/11/2015 08:35:00	76	65	74	
17/11/2015 08:40:00	76	66	74	

Station: NM1A- Man Tung Road Park

Start time	dB(A)			
	$L_{10\ (5mins)}$	$L_{90\ (5mins)}$	$L_{eq(5mins)}$	$L_{eq(30mins)}$
17/11/2015 08:45:00	78	66	75	
17/11/2015 08:50:00	76	66	73	
17/11/2015 08:55:00	76	66	73	
17/11/2015 09:00:00	77	65	74	73
17/11/2015 09:05:00	76	66	74	
17/11/2015 09:10:00	76	65	73	
17/11/2015 09:15:00	76	65	73	
17/11/2015 09:20:00	76	65	73	
17/11/2015 09:25:00	75	65	73	
17/11/2015 09:30:00	76	65	74	73
17/11/2015 09:35:00	75	65	73	
17/11/2015 09:40:00	76	65	73	
17/11/2015 09:45:00	75	65	73	
17/11/2015 09:50:00	74	64	72	
17/11/2015 09:55:00	75	65	72	
17/11/2015 10:00:00	75	65	74	74
17/11/2015 10:05:00	75	65	73	
17/11/2015 10:10:00	76	66	74	
17/11/2015 10:15:00	75	65	73	
17/11/2015 10:20:00	76	65	74	
17/11/2015 10:25:00	76	66	74	
17/11/2015 10:30:00	75	65	73	73
17/11/2015 10:35:00	75	65	73	
17/11/2015 10:40:00	75	65	72	
17/11/2015 10:45:00	75	64	73	
17/11/2015 10:50:00	75	65	73	
17/11/2015 10:55:00	74	64	72	
17/11/2015 11:00:00	75	65	73	73
17/11/2015 11:05:00	76	65	73	
17/11/2015 11:10:00	74	63	72	
17/11/2015 11:15:00	74	63	72	
17/11/2015 11:20:00	75	64	73	
17/11/2015 11:25:00	76	65	74	
17/11/2015 11:30:00	75	63	73	73
17/11/2015 11:35:00	74	64	72	
17/11/2015 11:40:00	76	64	73	
17/11/2015 11:45:00	75	65	72	
17/11/2015 11:50:00	75	65	73	
17/11/2015 11:55:00	75	66	73	
17/11/2015 12:00:00	75	64	72	73
17/11/2015 12:05:00	75	65	73	
17/11/2015 12:10:00	74	64	72	
17/11/2015 12:15:00	75	64	73	
17/11/2015 12:20:00	76	65	73	
17/11/2015 12:25:00	75	64	73	
17/11/2015 12:30:00	75	64	73	73
17/11/2015 12:35:00	75	64	73	
17/11/2015 12:40:00	74	64	72	
17/11/2015 12:45:00	74	64	73	
17/11/2015 12:50:00	75	65	73	
17/11/2015 12:55:00	75	65	73	

Station: NM1A- Man Tung Road Park

Start time	dB(A)			
	$L_{10\ (5mins)}$	$L_{90\ (5mins)}$	$L_{eq(5mins)}$	$L_{eq(30mins)}$
17/11/2015 13:00:00	75	65	73	73
17/11/2015 13:05:00	76	66	73	
17/11/2015 13:10:00	76	65	74	
17/11/2015 13:15:00	75	64	73	
17/11/2015 13:20:00	76	65	74	
17/11/2015 13:25:00	76	65	73	
17/11/2015 13:30:00	76	65	73	73
17/11/2015 13:35:00	75	65	73	
17/11/2015 13:40:00	80	67	73	
17/11/2015 13:45:00	75	64	74	
17/11/2015 13:50:00	76	65	71	
17/11/2015 13:55:00	74	63	73	
17/11/2015 14:00:00	76	65	73	73
17/11/2015 14:05:00	75	64	73	
17/11/2015 14:10:00	75	65	72	
17/11/2015 14:15:00	74	64	73	
17/11/2015 14:20:00	75	64	72	
17/11/2015 14:25:00	74	64	72	
17/11/2015 14:30:00	75	64	72	73
17/11/2015 14:35:00	74	64	73	
17/11/2015 14:40:00	76	64	73	
17/11/2015 14:45:00	75	64	72	
17/11/2015 14:50:00	75	63	74	
17/11/2015 14:55:00	74	64	72	
17/11/2015 15:00:00	74	63	74	73
17/11/2015 15:05:00	76	64	73	
17/11/2015 15:10:00	75	64	71	
17/11/2015 15:15:00	74	63	73	
17/11/2015 15:20:00	75	64	74	
17/11/2015 15:25:00	76	65	73	
17/11/2015 15:30:00	76	64	73	73
17/11/2015 15:35:00	75	64	72	
17/11/2015 15:40:00	74	63	73	
17/11/2015 15:45:00	76	65	74	
17/11/2015 15:50:00	75	65	74	
17/11/2015 15:55:00	76	65	73	
17/11/2015 16:00:00	75	64	73	73
17/11/2015 16:05:00	75	65	73	
17/11/2015 16:10:00	75	64	73	
17/11/2015 16:15:00	75	65	73	
17/11/2015 16:20:00	75	64	73	
17/11/2015 16:25:00	75	64	73	
17/11/2015 16:30:00	75	65	72	73
17/11/2015 16:35:00	74	63	74	
17/11/2015 16:40:00	75	64	73	
17/11/2015 16:45:00	75	64	73	
17/11/2015 16:50:00	76	65	73	
17/11/2015 16:55:00	75	64	72	
17/11/2015 17:00:00	75	64	73	73
17/11/2015 17:05:00	75	66	73	
17/11/2015 17:10:00	76	65	73	

Station: NM1A- Man Tung Road Park

Start time	dB(A)			
	$L_{10\ (5mins)}$	$L_{90\ (5mins)}$	$L_{eq(5mins)}$	$L_{eq(30mins)}$
17/11/2015 17:15:00	75	65	73	
17/11/2015 17:20:00	75	65	72	
17/11/2015 17:25:00	74	64	73	
17/11/2015 17:30:00	76	66	73	73
17/11/2015 17:35:00	75	64	73	
17/11/2015 17:40:00	75	65	73	
17/11/2015 17:45:00	75	66	74	
17/11/2015 17:50:00	76	66	72	
17/11/2015 17:55:00	74	65	74	
17/11/2015 18:00:00	76	66	74	74
17/11/2015 18:05:00	76	67	74	
17/11/2015 18:10:00	77	66	73	
17/11/2015 18:15:00	76	66	73	
17/11/2015 18:20:00	75	65	73	
17/11/2015 18:25:00	75	65	73	
17/11/2015 18:30:00	75	64	72	73
17/11/2015 18:35:00	75	64	73	
17/11/2015 18:40:00	76	66	73	
17/11/2015 18:45:00	75	65	74	
17/11/2015 18:50:00	76	65	71	
17/11/2015 18:55:00	74	63	73	
18/11/2015 07:00:00	75	63	74	73
18/11/2015 07:05:00	76	64	72	
18/11/2015 07:10:00	75	63	74	
18/11/2015 07:15:00	76	65	72	
18/11/2015 07:20:00	75	65	72	
18/11/2015 07:25:00	75	64	74	
18/11/2015 07:30:00	77	65	73	74
18/11/2015 07:35:00	75	64	74	
18/11/2015 07:40:00	77	66	74	
18/11/2015 07:45:00	76	65	75	
18/11/2015 07:50:00	77	67	74	
18/11/2015 07:55:00	76	66	76	
18/11/2015 08:00:00	79	68	74	74
18/11/2015 08:05:00	77	67	75	
18/11/2015 08:10:00	77	67	74	
18/11/2015 08:15:00	77	67	75	
18/11/2015 08:20:00	78	68	74	
18/11/2015 08:25:00	77	66	73	
18/11/2015 08:30:00	76	65	74	73
18/11/2015 08:35:00	77	66	74	
18/11/2015 08:40:00	77	66	72	
18/11/2015 08:45:00	75	64	73	
18/11/2015 08:50:00	76	65	73	
18/11/2015 08:55:00	75	66	73	
18/11/2015 09:00:00	75	65	74	73
18/11/2015 09:05:00	77	65	74	
18/11/2015 09:10:00	77	66	73	
18/11/2015 09:15:00	75	65	73	
18/11/2015 09:20:00	76	65	74	
18/11/2015 09:25:00	77	66	72	

Station: NM1A- Man Tung Road Park

Start time	dB(A)			
	$L_{10\ (5mins)}$	$L_{90\ (5mins)}$	$L_{eq(5mins)}$	$L_{eq(30mins)}$
18/11/2015 09:30:00	74	64	73	73
18/11/2015 09:35:00	77	65	72	
18/11/2015 09:40:00	74	63	73	
18/11/2015 09:45:00	75	64	73	
18/11/2015 09:50:00	75	64	73	
18/11/2015 09:55:00	75	64	74	
18/11/2015 10:00:00	76	65	74	74
18/11/2015 10:05:00	76	64	72	
18/11/2015 10:10:00	75	63	74	
18/11/2015 10:15:00	77	65	74	
18/11/2015 10:20:00	76	65	73	
18/11/2015 10:25:00	76	65	73	
18/11/2015 10:30:00	76	65	73	73
18/11/2015 10:35:00	75	64	73	
18/11/2015 10:40:00	76	65	73	
18/11/2015 10:45:00	76	64	73	
18/11/2015 10:50:00	75	64	72	
18/11/2015 10:55:00	74	64	73	
18/11/2015 11:00:00	75	65	72	76
18/11/2015 11:05:00	74	64	73	
18/11/2015 11:10:00	75	64	73	
18/11/2015 11:15:00	75	64	74	
18/11/2015 11:20:00	81	65	81	
18/11/2015 11:25:00	79	66	73	
18/11/2015 11:30:00	74	64	72	73
18/11/2015 11:35:00	75	65	73	
18/11/2015 11:40:00	75	65	73	
18/11/2015 11:45:00	76	65	73	
18/11/2015 11:50:00	75	64	73	
18/11/2015 11:55:00	76	66	73	
18/11/2015 12:00:00	75	65	72	73
18/11/2015 12:05:00	74	65	73	
18/11/2015 12:10:00	75	65	73	
18/11/2015 12:15:00	75	65	73	
18/11/2015 12:20:00	75	64	72	
18/11/2015 12:25:00	74	63	73	
18/11/2015 12:30:00	76	64	73	73
18/11/2015 12:35:00	75	64	72	
18/11/2015 12:40:00	75	64	72	
18/11/2015 12:45:00	74	64	74	
18/11/2015 12:50:00	75	65	72	
18/11/2015 12:55:00	75	64	73	
18/11/2015 13:00:00	75	64	74	73
18/11/2015 13:05:00	76	65	72	
18/11/2015 13:10:00	75	64	73	
18/11/2015 13:15:00	75	64	74	
18/11/2015 13:20:00	76	65	73	
18/11/2015 13:25:00	75	65	74	
18/11/2015 13:30:00	76	66	73	73
18/11/2015 13:35:00	76	65	72	
18/11/2015 13:40:00	75	65	74	

Station: NM1A- Man Tung Road Park

Start time	dB(A)			
	$L_{10\ (5mins)}$	$L_{90\ (5mins)}$	$L_{eq(5mins)}$	$L_{eq(30mins)}$
18/11/2015 13:45:00	76	65	74	
18/11/2015 13:50:00	75	65	72	
18/11/2015 13:55:00	75	64	73	
18/11/2015 14:00:00	76	65	73	73
18/11/2015 14:05:00	76	65	74	
18/11/2015 14:10:00	76	65	73	
18/11/2015 14:15:00	75	65	73	
18/11/2015 14:20:00	75	64	73	
18/11/2015 14:25:00	76	65	73	
18/11/2015 14:30:00	75	64	72	73
18/11/2015 14:35:00	75	64	72	
18/11/2015 14:40:00	74	64	72	
18/11/2015 14:45:00	74	64	72	
18/11/2015 14:50:00	74	63	73	
18/11/2015 14:55:00	75	64	73	
18/11/2015 15:00:00	75	65	72	73
18/11/2015 15:05:00	74	64	74	
18/11/2015 15:10:00	75	64	73	
18/11/2015 15:15:00	75	65	73	
18/11/2015 15:20:00	75	65	73	
18/11/2015 15:25:00	75	64	73	
18/11/2015 15:30:00	75	64	72	73
18/11/2015 15:35:00	75	64	75	
18/11/2015 15:40:00	76	65	73	
18/11/2015 15:45:00	75	65	72	
18/11/2015 15:50:00	74	63	74	
18/11/2015 15:55:00	76	65	73	
18/11/2015 16:00:00	75	65	73	73
18/11/2015 16:05:00	75	65	73	
18/11/2015 16:10:00	75	65	73	
18/11/2015 16:15:00	75	65	72	
18/11/2015 16:20:00	75	64	74	
18/11/2015 16:25:00	75	64	72	
18/11/2015 16:30:00	75	64	73	73
18/11/2015 16:35:00	76	65	73	
18/11/2015 16:40:00	75	64	72	
18/11/2015 16:45:00	74	64	72	
18/11/2015 16:50:00	74	64	73	
18/11/2015 16:55:00	75	64	73	
18/11/2015 17:00:00	75	65	72	73
18/11/2015 17:05:00	74	65	72	
18/11/2015 17:10:00	74	64	73	
18/11/2015 17:15:00	75	65	73	
18/11/2015 17:20:00	76	65	73	
18/11/2015 17:25:00	75	65	73	
18/11/2015 17:30:00	75	65	73	73
18/11/2015 17:35:00	76	65	73	
18/11/2015 17:40:00	76	66	72	
18/11/2015 17:45:00	74	65	72	
18/11/2015 17:50:00	74	64	72	
18/11/2015 17:55:00	74	64	74	

Station: NM1A- Man Tung Road Park

Start time	dB(A)			
	$L_{10\ (5mins)}$	$L_{90\ (5mins)}$	$L_{eq(5mins)}$	$L_{eq(30mins)}$
18/11/2015 18:00:00	76	67	74	73
18/11/2015 18:05:00	76	66	74	
18/11/2015 18:10:00	76	66	72	
18/11/2015 18:15:00	75	65	72	
18/11/2015 18:20:00	75	65	73	
18/11/2015 18:25:00	75	64	72	
18/11/2015 18:30:00	74	64	72	73
18/11/2015 18:35:00	74	64	74	
18/11/2015 18:40:00	76	65	72	
18/11/2015 18:45:00	75	65	72	
18/11/2015 18:50:00	74	64	74	
18/11/2015 18:55:00	76	65	72	
19/11/2015 07:00:00	75	63	73	73
19/11/2015 07:05:00	76	63	73	
19/11/2015 07:10:00	75	64	72	
19/11/2015 07:15:00	75	64	73	
19/11/2015 07:20:00	76	64	73	
19/11/2015 07:25:00	74	64	73	
19/11/2015 07:30:00	76	64	73	74
19/11/2015 07:35:00	75	65	74	
19/11/2015 07:40:00	76	66	73	
19/11/2015 07:45:00	75	65	74	
19/11/2015 07:50:00	76	66	74	
19/11/2015 07:55:00	77	66	76	
19/11/2015 08:00:00	78	68	76	75
19/11/2015 08:05:00	79	68	74	
19/11/2015 08:10:00	77	67	74	
19/11/2015 08:15:00	77	67	74	
19/11/2015 08:20:00	77	67	76	
19/11/2015 08:25:00	77	67	75	
19/11/2015 08:30:00	78	67	74	74
19/11/2015 08:35:00	77	66	73	
19/11/2015 08:40:00	76	66	75	
19/11/2015 08:45:00	77	65	73	
19/11/2015 08:50:00	75	64	73	
19/11/2015 08:55:00	76	65	73	
19/11/2015 09:00:00	75	65	74	73
19/11/2015 09:05:00	77	67	74	
19/11/2015 09:10:00	76	66	73	
19/11/2015 09:15:00	76	66	73	
19/11/2015 09:20:00	75	65	74	
19/11/2015 09:25:00	76	67	72	
19/11/2015 09:30:00	74	65	73	73
19/11/2015 09:35:00	76	66	72	
19/11/2015 09:40:00	74	65	73	
19/11/2015 09:45:00	75	65	73	
19/11/2015 09:50:00	76	65	73	
19/11/2015 09:55:00	75	65	73	
19/11/2015 10:00:00	76	65	74	74
19/11/2015 10:05:00	76	66	73	
19/11/2015 10:10:00	75	64	73	

Station: NM1A- Man Tung Road Park

Start time	dB(A)			
	$L_{10\ (5mins)}$	$L_{90\ (5mins)}$	$L_{eq(5mins)}$	$L_{eq(30mins)}$
19/11/2015 10:15:00	76	66	74	
19/11/2015 10:20:00	76	66	74	
19/11/2015 10:25:00	76	65	75	
19/11/2015 10:30:00	77	66	72	73
19/11/2015 10:35:00	75	65	73	
19/11/2015 10:40:00	75	65	73	
19/11/2015 10:45:00	76	64	73	
19/11/2015 10:50:00	75	65	73	
19/11/2015 10:55:00	75	65	73	
19/11/2015 11:00:00	75	64	73	73
19/11/2015 11:05:00	75	65	73	
19/11/2015 11:10:00	75	65	72	
19/11/2015 11:15:00	74	64	73	
19/11/2015 11:20:00	75	65	74	
19/11/2015 11:25:00	76	65	74	
19/11/2015 11:30:00	76	65	72	72
19/11/2015 11:35:00	74	65	72	
19/11/2015 11:40:00	74	64	73	
19/11/2015 11:45:00	75	66	73	
19/11/2015 11:50:00	75	65	72	
19/11/2015 11:55:00	74	65	73	
19/11/2015 12:00:00	75	65	73	73
19/11/2015 12:05:00	76	65	73	
19/11/2015 12:10:00	76	66	74	
19/11/2015 12:15:00	76	65	72	
19/11/2015 12:20:00	74	64	72	
19/11/2015 12:25:00	74	63	73	
19/11/2015 12:30:00	75	65	74	73
19/11/2015 12:35:00	76	65	72	
19/11/2015 12:40:00	74	65	72	
19/11/2015 12:45:00	75	64	73	
19/11/2015 12:50:00	75	64	73	
19/11/2015 12:55:00	75	65	73	
19/11/2015 13:00:00	76	66	73	73
19/11/2015 13:05:00	77	64	74	
19/11/2015 13:10:00	76	65	73	
19/11/2015 13:15:00	75	64	73	
19/11/2015 13:20:00	75	65	72	
19/11/2015 13:25:00	75	65	74	
19/11/2015 13:30:00	77	66	75	73
19/11/2015 13:35:00	77	65	73	
19/11/2015 13:40:00	75	66	73	
19/11/2015 13:45:00	75	65	74	
19/11/2015 13:50:00	76	66	73	
19/11/2015 13:55:00	75	65	74	
19/11/2015 14:00:00	76	66	73	73
19/11/2015 14:05:00	76	67	73	
19/11/2015 14:10:00	76	65	72	
19/11/2015 14:15:00	74	65	73	
19/11/2015 14:20:00	76	65	72	
19/11/2015 14:25:00	75	65	74	

Station: NM1A- Man Tung Road Park

Start time	dB(A)			
	$L_{10\ (5mins)}$	$L_{90\ (5mins)}$	$L_{eq(5mins)}$	$L_{eq(30mins)}$
19/11/2015 14:30:00	76	66	73	73
19/11/2015 14:35:00	75	65	73	
19/11/2015 14:40:00	75	65	72	
19/11/2015 14:45:00	75	65	73	
19/11/2015 14:50:00	74	64	72	
19/11/2015 14:55:00	75	65	72	
19/11/2015 15:00:00	75	64	72	73
19/11/2015 15:05:00	74	65	73	
19/11/2015 15:10:00	76	65	73	
19/11/2015 15:15:00	76	64	73	
19/11/2015 15:20:00	76	66	74	
19/11/2015 15:25:00	76	65	74	
19/11/2015 15:30:00	75	64	73	73
19/11/2015 15:35:00	75	65	73	
19/11/2015 15:40:00	75	65	73	
19/11/2015 15:45:00	75	65	72	
19/11/2015 15:50:00	74	65	73	
19/11/2015 15:55:00	75	65	73	
19/11/2015 16:00:00	76	66	74	73
19/11/2015 16:05:00	77	66	73	
19/11/2015 16:10:00	75	65	74	
19/11/2015 16:15:00	76	66	74	
19/11/2015 16:20:00	75	65	73	
19/11/2015 16:25:00	75	65	73	
19/11/2015 16:30:00	75	65	72	73
19/11/2015 16:35:00	75	65	73	
19/11/2015 16:40:00	75	65	73	
19/11/2015 16:45:00	75	65	72	
19/11/2015 16:50:00	74	65	72	
19/11/2015 16:55:00	75	65	73	
19/11/2015 17:00:00	75	66	73	73
19/11/2015 17:05:00	75	66	73	
19/11/2015 17:10:00	75	65	73	
19/11/2015 17:15:00	75	66	74	
19/11/2015 17:20:00	76	67	74	
19/11/2015 17:25:00	76	66	73	
19/11/2015 17:30:00	75	65	74	73
19/11/2015 17:35:00	76	65	73	
19/11/2015 17:40:00	74	65	73	
19/11/2015 17:45:00	75	65	73	
19/11/2015 17:50:00	75	65	73	
19/11/2015 17:55:00	75	65	73	
19/11/2015 18:00:00	75	66	74	74
19/11/2015 18:05:00	76	67	74	
19/11/2015 18:10:00	77	67	74	
19/11/2015 18:15:00	76	67	73	
19/11/2015 18:20:00	75	65	74	
19/11/2015 18:25:00	76	66	73	
19/11/2015 18:30:00	75	66	73	73
19/11/2015 18:35:00	75	65	73	
19/11/2015 18:40:00	76	65	74	

Station: NM1A- Man Tung Road Park

Start time	dB(A)			
	$L_{10\ (5mins)}$	$L_{90\ (5mins)}$	$L_{eq(5mins)}$	$L_{eq(30mins)}$
19/11/2015 18:45:00	75	65	72	
19/11/2015 18:50:00	74	63	72	
19/11/2015 18:55:00	74	63	73	
20/11/2015 07:00:00	75	64	73	73
20/11/2015 07:05:00	75	65	72	
20/11/2015 07:10:00	74	63	73	
20/11/2015 07:15:00	76	65	72	
20/11/2015 07:20:00	75	64	73	
20/11/2015 07:25:00	76	65	74	
20/11/2015 07:30:00	77	66	73	74
20/11/2015 07:35:00	76	64	74	
20/11/2015 07:40:00	77	65	74	
20/11/2015 07:45:00	77	65	75	
20/11/2015 07:50:00	77	65	73	
20/11/2015 07:55:00	77	65	77	
20/11/2015 08:00:00	80	68	75	75
20/11/2015 08:05:00	78	68	75	
20/11/2015 08:10:00	78	68	74	
20/11/2015 08:15:00	76	67	74	
20/11/2015 08:20:00	77	67	75	
20/11/2015 08:25:00	77	66	74	
20/11/2015 08:30:00	77	67	74	73
20/11/2015 08:35:00	77	66	74	
20/11/2015 08:40:00	76	66	74	
20/11/2015 08:45:00	76	65	73	
20/11/2015 08:50:00	76	65	73	
20/11/2015 08:55:00	76	65	73	
20/11/2015 09:00:00	76	66	73	74
20/11/2015 09:05:00	76	65	74	
20/11/2015 09:10:00	76	67	73	
20/11/2015 09:15:00	75	66	74	
20/11/2015 09:20:00	77	66	74	
20/11/2015 09:25:00	76	66	74	
20/11/2015 09:30:00	77	66	74	74
20/11/2015 09:35:00	76	66	74	
20/11/2015 09:40:00	77	66	73	
20/11/2015 09:45:00	75	65	74	
20/11/2015 09:50:00	77	65	72	
20/11/2015 09:55:00	74	65	73	
20/11/2015 10:00:00	74	64	73	73
20/11/2015 10:05:00	75	65	74	
20/11/2015 10:10:00	76	65	73	
20/11/2015 10:15:00	75	66	73	
20/11/2015 10:20:00	75	65	74	
20/11/2015 10:25:00	76	65	74	
20/11/2015 10:30:00	76	66	73	73
20/11/2015 10:35:00	76	65	74	
20/11/2015 10:40:00	76	66	74	
20/11/2015 10:45:00	76	66	72	
20/11/2015 10:50:00	74	65	73	
20/11/2015 10:55:00	75	65	73	

Station: NM1A- Man Tung Road Park

Start time	dB(A)			
	$L_{10\ (5mins)}$	$L_{90\ (5mins)}$	$L_{eq(5mins)}$	$L_{eq(30mins)}$
20/11/2015 11:00:00	75	65	73	73
20/11/2015 11:05:00	75	65	73	
20/11/2015 11:10:00	76	66	74	
20/11/2015 11:15:00	75	65	72	
20/11/2015 11:20:00	74	65	74	
20/11/2015 11:25:00	76	65	72	
20/11/2015 11:30:00	75	65	74	73
20/11/2015 11:35:00	76	65	73	
20/11/2015 11:40:00	76	66	73	
20/11/2015 11:45:00	75	65	73	
20/11/2015 11:50:00	75	65	74	
20/11/2015 11:55:00	76	66	74	
20/11/2015 12:00:00	77	67	73	73
20/11/2015 12:05:00	75	66	74	
20/11/2015 12:10:00	76	64	72	
20/11/2015 12:15:00	74	64	72	
20/11/2015 12:20:00	75	65	72	
20/11/2015 12:25:00	74	64	74	
20/11/2015 12:30:00	76	66	73	73
20/11/2015 12:35:00	75	64	73	
20/11/2015 12:40:00	75	66	73	
20/11/2015 12:45:00	75	65	72	
20/11/2015 12:50:00	75	65	74	
20/11/2015 12:55:00	76	66	75	
20/11/2015 13:00:00	76	66	74	74
20/11/2015 13:05:00	77	67	74	
20/11/2015 13:10:00	76	66	74	
20/11/2015 13:15:00	77	66	73	
20/11/2015 13:20:00	75	66	73	
20/11/2015 13:25:00	75	64	73	
20/11/2015 13:30:00	75	65	74	74
20/11/2015 13:35:00	76	66	73	
20/11/2015 13:40:00	76	66	74	
20/11/2015 13:45:00	77	66	74	
20/11/2015 13:50:00	76	65	73	
20/11/2015 13:55:00	75	65	73	
20/11/2015 14:00:00	75	65	73	73
20/11/2015 14:05:00	75	66	73	
20/11/2015 14:10:00	75	65	74	
20/11/2015 14:15:00	75	65	73	
20/11/2015 14:20:00	76	65	73	
20/11/2015 14:25:00	75	66	74	
20/11/2015 14:30:00	76	65	74	73
20/11/2015 14:35:00	76	65	72	
20/11/2015 14:40:00	75	64	73	
20/11/2015 14:45:00	76	66	72	
20/11/2015 14:50:00	74	64	74	
20/11/2015 14:55:00	75	65	73	
20/11/2015 15:00:00	76	65	72	73
20/11/2015 15:05:00	75	64	74	
20/11/2015 15:10:00	76	66	73	

Station: NM1A- Man Tung Road Park

Start time	dB(A)			
	$L_{10\ (5mins)}$	$L_{90\ (5mins)}$	$L_{eq(5mins)}$	$L_{eq(30mins)}$
20/11/2015 15:15:00	75	66	73	
20/11/2015 15:20:00	75	65	74	
20/11/2015 15:25:00	76	66	73	
20/11/2015 15:30:00	75	64	74	73
20/11/2015 15:35:00	77	66	73	
20/11/2015 15:40:00	75	65	73	
20/11/2015 15:45:00	75	65	72	
20/11/2015 15:50:00	74	65	73	
20/11/2015 15:55:00	76	65	73	
20/11/2015 16:00:00	76	66	73	73
20/11/2015 16:05:00	75	65	73	
20/11/2015 16:10:00	75	65	73	
20/11/2015 16:15:00	75	65	73	
20/11/2015 16:20:00	75	65	74	
20/11/2015 16:25:00	76	66	73	
20/11/2015 16:30:00	75	65	73	73
20/11/2015 16:35:00	75	65	74	
20/11/2015 16:40:00	76	65	72	
20/11/2015 16:45:00	74	64	73	
20/11/2015 16:50:00	74	65	74	
20/11/2015 16:55:00	76	66	73	
20/11/2015 17:00:00	74	65	72	73
20/11/2015 17:05:00	75	65	73	
20/11/2015 17:10:00	76	66	72	
20/11/2015 17:15:00	75	64	73	
20/11/2015 17:20:00	75	65	74	
20/11/2015 17:25:00	76	66	73	
20/11/2015 17:30:00	75	66	73	73
20/11/2015 17:35:00	76	66	74	
20/11/2015 17:40:00	76	66	74	
20/11/2015 17:45:00	76	66	74	
20/11/2015 17:50:00	75	67	72	
20/11/2015 17:55:00	74	64	73	
20/11/2015 18:00:00	75	66	73	73
20/11/2015 18:05:00	75	67	75	
20/11/2015 18:10:00	77	67	74	
20/11/2015 18:15:00	76	67	72	
20/11/2015 18:20:00	74	65	73	
20/11/2015 18:25:00	76	65	73	
20/11/2015 18:30:00	75	66	74	73
20/11/2015 18:35:00	75	64	73	
20/11/2015 18:40:00	75	65	72	
20/11/2015 18:45:00	75	65	73	
20/11/2015 18:50:00	75	65	72	
20/11/2015 18:55:00	74	65	74	
21/11/2015 07:00:00	73	63	73	73
21/11/2015 07:05:00	75	64	73	
21/11/2015 07:10:00	75	64	73	
21/11/2015 07:15:00	75	64	72	
21/11/2015 07:20:00	74	63	73	
21/11/2015 07:25:00	75	64	73	

Station: NM1A- Man Tung Road Park

Start time	dB(A)			
	$L_{10\ (5mins)}$	$L_{90\ (5mins)}$	$L_{eq(5mins)}$	$L_{eq(30mins)}$
21/11/2015 07:30:00	75	64	72	73
21/11/2015 07:35:00	73	63	73	
21/11/2015 07:40:00	75	64	73	
21/11/2015 07:45:00	76	65	74	
21/11/2015 07:50:00	76	65	73	
21/11/2015 07:55:00	76	65	75	
21/11/2015 08:00:00	78	67	75	74
21/11/2015 08:05:00	77	68	75	
21/11/2015 08:10:00	77	67	74	
21/11/2015 08:15:00	76	67	73	
21/11/2015 08:20:00	75	65	74	
21/11/2015 08:25:00	76	65	73	
21/11/2015 08:30:00	76	66	72	73
21/11/2015 08:35:00	75	65	74	
21/11/2015 08:40:00	76	66	74	
21/11/2015 08:45:00	77	66	74	
21/11/2015 08:50:00	76	65	72	
21/11/2015 08:55:00	75	65	72	
21/11/2015 09:00:00	75	65	74	73
21/11/2015 09:05:00	76	66	73	
21/11/2015 09:10:00	75	65	74	
21/11/2015 09:15:00	76	66	73	
21/11/2015 09:20:00	76	66	74	
21/11/2015 09:25:00	76	66	73	
21/11/2015 09:30:00	75	65	73	73
21/11/2015 09:35:00	76	66	72	
21/11/2015 09:40:00	75	64	73	
21/11/2015 09:45:00	75	65	74	
21/11/2015 09:50:00	76	66	73	
21/11/2015 09:55:00	76	66	73	
21/11/2015 10:00:00	75	66	73	73
21/11/2015 10:05:00	76	65	72	
21/11/2015 10:10:00	74	65	73	
21/11/2015 10:15:00	76	65	73	
21/11/2015 10:20:00	75	65	73	
21/11/2015 10:25:00	75	65	73	
21/11/2015 10:30:00	76	65	73	73
21/11/2015 10:35:00	75	65	74	
21/11/2015 10:40:00	76	65	73	
21/11/2015 10:45:00	75	64	73	
21/11/2015 10:50:00	76	66	73	
21/11/2015 10:55:00	75	66	73	
21/11/2015 11:00:00	75	65	74	74
21/11/2015 11:05:00	77	66	73	
21/11/2015 11:10:00	75	65	73	
21/11/2015 11:15:00	76	65	74	
21/11/2015 11:20:00	76	65	73	
21/11/2015 11:25:00	75	65	74	
21/11/2015 11:30:00	77	66	73	73
21/11/2015 11:35:00	76	65	74	
21/11/2015 11:40:00	76	65	73	

Station: NM1A- Man Tung Road Park

Start time	dB(A)			
	$L_{10\ (5mins)}$	$L_{90\ (5mins)}$	$L_{eq(5mins)}$	$L_{eq(30mins)}$
21/11/2015 11:45:00	75	65	72	
21/11/2015 11:50:00	75	64	73	
21/11/2015 11:55:00	75	65	74	
21/11/2015 12:00:00	76	66	72	73
21/11/2015 12:05:00	75	65	73	
21/11/2015 12:10:00	75	65	73	
21/11/2015 12:15:00	76	65	72	
21/11/2015 12:20:00	75	65	73	
21/11/2015 12:25:00	75	65	73	
21/11/2015 12:30:00	75	65	73	73
21/11/2015 12:35:00	75	65	73	
21/11/2015 12:40:00	75	65	73	
21/11/2015 12:45:00	75	65	73	
21/11/2015 12:50:00	75	64	72	
21/11/2015 12:55:00	74	64	73	
21/11/2015 13:00:00	75	66	73	73
21/11/2015 13:05:00	75	65	73	
21/11/2015 13:10:00	75	65	74	
21/11/2015 13:15:00	76	65	73	
21/11/2015 13:20:00	75	65	73	
21/11/2015 13:25:00	75	65	73	
21/11/2015 13:30:00	75	65	73	73
21/11/2015 13:35:00	75	65	74	
21/11/2015 13:40:00	77	66	74	
21/11/2015 13:45:00	76	66	74	
21/11/2015 13:50:00	75	64	72	
21/11/2015 13:55:00	75	64	73	
21/11/2015 14:00:00	76	65	73	73
21/11/2015 14:05:00	76	66	73	
21/11/2015 14:10:00	75	64	72	
21/11/2015 14:15:00	75	65	74	
21/11/2015 14:20:00	76	66	72	
21/11/2015 14:25:00	75	64	73	
21/11/2015 14:30:00	75	65	72	73
21/11/2015 14:35:00	75	66	74	
21/11/2015 14:40:00	76	65	73	
21/11/2015 14:45:00	75	65	72	
21/11/2015 14:50:00	74	64	73	
21/11/2015 14:55:00	75	65	72	
21/11/2015 15:00:00	75	64	73	73
21/11/2015 15:05:00	75	65	73	
21/11/2015 15:10:00	76	65	73	
21/11/2015 15:15:00	75	65	72	
21/11/2015 15:20:00	74	65	72	
21/11/2015 15:25:00	74	65	73	
21/11/2015 15:30:00	75	64	75	73
21/11/2015 15:35:00	76	66	73	
21/11/2015 15:40:00	75	64	72	
21/11/2015 15:45:00	74	64	73	
21/11/2015 15:50:00	76	65	73	
21/11/2015 15:55:00	75	65	73	

Station: NM1A- Man Tung Road Park

Start time	dB(A)			
	$L_{10\ (5mins)}$	$L_{90\ (5mins)}$	$L_{eq(5mins)}$	$L_{eq(30mins)}$
21/11/2015 16:00:00	75	66	72	73
21/11/2015 16:05:00	75	64	75	
21/11/2015 16:10:00	76	65	73	
21/11/2015 16:15:00	75	64	72	
21/11/2015 16:20:00	75	65	72	
21/11/2015 16:25:00	74	64	73	
21/11/2015 16:30:00	75	64	74	73
21/11/2015 16:35:00	76	66	73	
21/11/2015 16:40:00	75	64	73	
21/11/2015 16:45:00	75	65	72	
21/11/2015 16:50:00	74	65	73	
21/11/2015 16:55:00	75	64	73	
21/11/2015 17:00:00	75	66	75	73
21/11/2015 17:05:00	76	66	73	
21/11/2015 17:10:00	74	65	73	
21/11/2015 17:15:00	75	65	74	
21/11/2015 17:20:00	76	66	72	
21/11/2015 17:25:00	75	65	72	
21/11/2015 17:30:00	74	64	73	73
21/11/2015 17:35:00	75	66	72	
21/11/2015 17:40:00	75	66	74	
21/11/2015 17:45:00	76	66	74	
21/11/2015 17:50:00	74	65	72	
21/11/2015 17:55:00	74	64	72	
21/11/2015 18:00:00	74	63	74	73
21/11/2015 18:05:00	75	66	74	
21/11/2015 18:10:00	76	65	74	
21/11/2015 18:15:00	76	66	73	
21/11/2015 18:20:00	75	64	73	
21/11/2015 18:25:00	75	65	73	
21/11/2015 18:30:00	75	65	73	73
21/11/2015 18:35:00	75	65	74	
21/11/2015 18:40:00	76	66	73	
21/11/2015 18:45:00	75	66	73	
21/11/2015 18:50:00	75	64	73	
21/11/2015 18:55:00	75	64	72	
23/11/2015 07:00:00	73	63	73	73
23/11/2015 07:05:00	75	64	72	
23/11/2015 07:10:00	75	64	73	
23/11/2015 07:15:00	74	63	71	
23/11/2015 07:20:00	76	65	73	
23/11/2015 07:25:00	74	63	73	
23/11/2015 07:30:00	75	64	74	74
23/11/2015 07:35:00	76	64	74	
23/11/2015 07:40:00	76	64	74	
23/11/2015 07:45:00	78	66	73	
23/11/2015 07:50:00	77	66	75	
23/11/2015 07:55:00	76	64	76	
23/11/2015 08:00:00	78	67	76	74
23/11/2015 08:05:00	79	68	73	
23/11/2015 08:10:00	79	69	75	

Station: NM1A- Man Tung Road Park

Start time	dB(A)			
	$L_{10\ (5mins)}$	$L_{90\ (5mins)}$	$L_{eq(5mins)}$	$L_{eq(30mins)}$
23/11/2015 08:15:00	76	66	74	
23/11/2015 08:20:00	77	67	74	
23/11/2015 08:25:00	76	67	73	
23/11/2015 08:30:00	77	67	74	74
23/11/2015 08:35:00	76	66	74	
23/11/2015 08:40:00	77	66	74	
23/11/2015 08:45:00	76	66	73	
23/11/2015 08:50:00	76	66	74	
23/11/2015 08:55:00	76	65	74	
23/11/2015 09:00:00	77	65	73	73
23/11/2015 09:05:00	76	65	74	
23/11/2015 09:10:00	75	65	73	
23/11/2015 09:15:00	76	66	73	
23/11/2015 09:20:00	76	66	74	
23/11/2015 09:25:00	76	65	74	
23/11/2015 09:30:00	76	65	73	73
23/11/2015 09:35:00	76	66	74	
23/11/2015 09:40:00	75	65	73	
23/11/2015 09:45:00	76	65	74	
23/11/2015 09:50:00	75	65	73	
23/11/2015 09:55:00	76	66	73	
23/11/2015 10:00:00	75	65	74	73
23/11/2015 10:05:00	75	65	73	
23/11/2015 10:10:00	76	65	73	
23/11/2015 10:15:00	76	65	73	
23/11/2015 10:20:00	75	65	74	
23/11/2015 10:25:00	75	65	73	
23/11/2015 10:30:00	77	66	72	73
23/11/2015 10:35:00	75	65	72	
23/11/2015 10:40:00	74	65	74	
23/11/2015 10:45:00	74	64	74	
23/11/2015 10:50:00	76	66	73	
23/11/2015 10:55:00	76	66	74	
23/11/2015 11:00:00	75	65	73	73
23/11/2015 11:05:00	75	65	73	
23/11/2015 11:10:00	75	65	73	
23/11/2015 11:15:00	75	64	72	
23/11/2015 11:20:00	75	65	72	
23/11/2015 11:25:00	74	64	73	
23/11/2015 11:30:00	74	64	73	73
23/11/2015 11:35:00	75	64	73	
23/11/2015 11:40:00	75	64	72	
23/11/2015 11:45:00	75	65	72	
23/11/2015 11:50:00	75	65	73	
23/11/2015 11:55:00	74	64	72	
23/11/2015 12:00:00	76	66	72	73
23/11/2015 12:05:00	74	64	73	
23/11/2015 12:10:00	74	65	72	
23/11/2015 12:15:00	76	65	74	
23/11/2015 12:20:00	73	63	73	
23/11/2015 12:25:00	76	65	73	

Station: NM1A- Man Tung Road Park

Start time	dB(A)			
	$L_{10\ (5mins)}$	$L_{90\ (5mins)}$	$L_{eq(5mins)}$	$L_{eq(30mins)}$
23/11/2015 12:30:00	75	65	75	74
23/11/2015 12:35:00	75	65	74	
23/11/2015 12:40:00	75	65	73	
23/11/2015 12:45:00	75	64	73	
23/11/2015 12:50:00	77	65	77	
23/11/2015 12:55:00	75	64	73	
23/11/2015 13:00:00	77	66	73	73
23/11/2015 13:05:00	75	65	73	
23/11/2015 13:10:00	76	65	75	
23/11/2015 13:15:00	75	65	72	
23/11/2015 13:20:00	77	65	74	
23/11/2015 13:25:00	75	64	73	
23/11/2015 13:30:00	76	66	72	73
23/11/2015 13:35:00	76	66	74	
23/11/2015 13:40:00	74	64	73	
23/11/2015 13:45:00	77	66	73	
23/11/2015 13:50:00	75	66	73	
23/11/2015 13:55:00	75	65	74	
23/11/2015 14:00:00	75	66	74	73
23/11/2015 14:05:00	76	66	74	
23/11/2015 14:10:00	76	65	73	
23/11/2015 14:15:00	76	65	73	
23/11/2015 14:20:00	75	64	73	
23/11/2015 14:25:00	76	64	72	
23/11/2015 14:30:00	76	65	74	73
23/11/2015 14:35:00	74	65	73	
23/11/2015 14:40:00	76	66	75	
23/11/2015 14:45:00	75	64	73	
23/11/2015 14:50:00	75	65	73	
23/11/2015 14:55:00	74	64	73	
23/11/2015 15:00:00	75	65	72	73
23/11/2015 15:05:00	75	64	73	
23/11/2015 15:10:00	74	65	73	
23/11/2015 15:15:00	76	65	73	
23/11/2015 15:20:00	75	65	73	
23/11/2015 15:25:00	74	64	74	
23/11/2015 15:30:00	76	65	74	73
23/11/2015 15:35:00	77	66	73	
23/11/2015 15:40:00	76	66	73	
23/11/2015 15:45:00	76	65	73	
23/11/2015 15:50:00	75	65	73	
23/11/2015 15:55:00	75	65	74	
23/11/2015 16:00:00	75	65	73	73
23/11/2015 16:05:00	77	66	74	
23/11/2015 16:10:00	76	66	73	
23/11/2015 16:15:00	75	65	73	
23/11/2015 16:20:00	75	66	72	
23/11/2015 16:25:00	75	65	73	
23/11/2015 16:30:00	74	64	72	73
23/11/2015 16:35:00	76	65	74	
23/11/2015 16:40:00	74	64	73	

Station: NM1A- Man Tung Road Park

Start time	dB(A)			
	$L_{10\ (5mins)}$	$L_{90\ (5mins)}$	$L_{eq(5mins)}$	$L_{eq(30mins)}$
23/11/2015 16:45:00	75	65	73	
23/11/2015 16:50:00	75	64	73	
23/11/2015 16:55:00	75	64	73	
23/11/2015 17:00:00	74	64	72	73
23/11/2015 17:05:00	76	65	73	
23/11/2015 17:10:00	75	64	75	
23/11/2015 17:15:00	75	64	72	
23/11/2015 17:20:00	77	66	74	
23/11/2015 17:25:00	74	64	73	
23/11/2015 17:30:00	76	65	72	73
23/11/2015 17:35:00	75	65	74	
23/11/2015 17:40:00	75	65	75	
23/11/2015 17:45:00	77	66	72	
23/11/2015 17:50:00	77	67	72	
23/11/2015 17:55:00	74	64	73	
23/11/2015 18:00:00	75	65	75	73
23/11/2015 18:05:00	75	65	74	
23/11/2015 18:10:00	76	66	72	
23/11/2015 18:15:00	77	66	73	
23/11/2015 18:20:00	75	65	73	
23/11/2015 18:25:00	74	64	73	
23/11/2015 18:30:00	75	65	72	72
23/11/2015 18:35:00	75	64	73	
23/11/2015 18:40:00	74	64	72	
23/11/2015 18:45:00	75	65	72	
23/11/2015 18:50:00	74	64	72	
23/11/2015 18:55:00	74	64	73	
24/11/2015 07:00:00	74	63	72	73
24/11/2015 07:05:00	76	63	73	
24/11/2015 07:10:00	75	64	74	
24/11/2015 07:15:00	75	64	72	
24/11/2015 07:20:00	76	65	72	
24/11/2015 07:25:00	75	64	75	
24/11/2015 07:30:00	74	63	74	75
24/11/2015 07:35:00	77	66	74	
24/11/2015 07:40:00	76	65	75	
24/11/2015 07:45:00	77	66	73	
24/11/2015 07:50:00	77	66	76	
24/11/2015 07:55:00	76	65	76	
24/11/2015 08:00:00	78	67	75	75
24/11/2015 08:05:00	78	67	75	
24/11/2015 08:10:00	78	68	75	
24/11/2015 08:15:00	78	67	73	
24/11/2015 08:20:00	77	67	75	
24/11/2015 08:25:00	76	66	74	
24/11/2015 08:30:00	78	68	73	73
24/11/2015 08:35:00	76	65	73	
24/11/2015 08:40:00	76	67	74	
24/11/2015 08:45:00	76	66	73	
24/11/2015 08:50:00	76	66	74	
24/11/2015 08:55:00	76	66	73	

Station: NM1A- Man Tung Road Park

Start time	dB(A)			
	$L_{10\ (5mins)}$	$L_{90\ (5mins)}$	$L_{eq(5mins)}$	$L_{eq(30mins)}$
24/11/2015 09:00:00	76	66	73	73
24/11/2015 09:05:00	75	66	74	
24/11/2015 09:10:00	76	65	74	
24/11/2015 09:15:00	76	66	74	
24/11/2015 09:20:00	76	66	73	
24/11/2015 09:25:00	76	66	73	
24/11/2015 09:30:00	75	66	73	73
24/11/2015 09:35:00	75	65	73	
24/11/2015 09:40:00	76	66	74	
24/11/2015 09:45:00	75	65	73	
24/11/2015 09:50:00	76	66	72	
24/11/2015 09:55:00	75	66	73	
24/11/2015 10:00:00	75	65	73	73
24/11/2015 10:05:00	76	65	73	
24/11/2015 10:10:00	76	65	73	
24/11/2015 10:15:00	75	65	72	
24/11/2015 10:20:00	75	65	74	
24/11/2015 10:25:00	74	65	74	
24/11/2015 10:30:00	75	66	73	73
24/11/2015 10:35:00	77	66	73	
24/11/2015 10:40:00	75	65	74	
24/11/2015 10:45:00	76	65	72	
24/11/2015 10:50:00	76	67	73	
24/11/2015 10:55:00	75	65	73	
24/11/2015 11:00:00	75	65	72	73
24/11/2015 11:05:00	76	66	74	
24/11/2015 11:10:00	74	65	72	
24/11/2015 11:15:00	75	64	72	
24/11/2015 11:20:00	74	64	73	
24/11/2015 11:25:00	74	64	73	
24/11/2015 11:30:00	75	65	73	73
24/11/2015 11:35:00	76	65	73	
24/11/2015 11:40:00	75	65	73	
24/11/2015 11:45:00	75	65	72	
24/11/2015 11:50:00	75	65	74	
24/11/2015 11:55:00	75	65	72	
24/11/2015 12:00:00	76	66	73	73
24/11/2015 12:05:00	74	64	74	
24/11/2015 12:10:00	75	66	73	
24/11/2015 12:15:00	76	65	73	
24/11/2015 12:20:00	75	65	73	
24/11/2015 12:25:00	75	64	72	
24/11/2015 12:30:00	75	65	74	73
24/11/2015 12:35:00	75	64	72	
24/11/2015 12:40:00	76	66	73	
24/11/2015 12:45:00	75	64	73	
24/11/2015 12:50:00	74	65	73	
24/11/2015 12:55:00	75	65	74	
24/11/2015 13:00:00	75	65	74	74
24/11/2015 13:05:00	76	65	75	
24/11/2015 13:10:00	77	66	74	

Station: NM1A- Man Tung Road Park

Start time	dB(A)			
	$L_{10\ (5mins)}$	$L_{90\ (5mins)}$	$L_{eq(5mins)}$	$L_{eq(30mins)}$
24/11/2015 13:15:00	77	66	74	
24/11/2015 13:20:00	76	66	73	
24/11/2015 13:25:00	76	66	73	
24/11/2015 13:30:00	76	66	74	74
24/11/2015 13:35:00	75	65	74	
24/11/2015 13:40:00	76	66	74	
24/11/2015 13:45:00	76	65	73	
24/11/2015 13:50:00	75	65	74	
24/11/2015 13:55:00	76	65	74	
24/11/2015 14:00:00	76	66	74	73
24/11/2015 14:05:00	76	66	73	
24/11/2015 14:10:00	76	66	73	
24/11/2015 14:15:00	76	65	72	
24/11/2015 14:20:00	75	66	74	
24/11/2015 14:25:00	74	65	72	
24/11/2015 14:30:00	76	65	74	73
24/11/2015 14:35:00	74	64	73	
24/11/2015 14:40:00	76	65	73	
24/11/2015 14:45:00	76	64	72	
24/11/2015 14:50:00	75	65	73	
24/11/2015 14:55:00	74	64	73	
24/11/2015 15:00:00	75	65	73	73
24/11/2015 15:05:00	75	66	74	
24/11/2015 15:10:00	75	64	72	
24/11/2015 15:15:00	77	65	73	
24/11/2015 15:20:00	75	65	73	
24/11/2015 15:25:00	75	66	72	
24/11/2015 15:30:00	76	65	73	73
24/11/2015 15:35:00	75	65	73	
24/11/2015 15:40:00	75	65	73	
24/11/2015 15:45:00	76	66	73	
24/11/2015 15:50:00	76	65	73	
24/11/2015 15:55:00	75	65	73	
24/11/2015 16:00:00	75	65	72	73
24/11/2015 16:05:00	76	66	73	
24/11/2015 16:10:00	75	65	73	
24/11/2015 16:15:00	75	66	73	
24/11/2015 16:20:00	76	65	73	
24/11/2015 16:25:00	75	64	75	
24/11/2015 16:30:00	75	65	72	73
24/11/2015 16:35:00	76	66	74	
24/11/2015 16:40:00	75	65	72	
24/11/2015 16:45:00	76	65	73	
24/11/2015 16:50:00	74	65	73	
24/11/2015 16:55:00	75	65	72	
24/11/2015 17:00:00	75	65	73	73
24/11/2015 17:05:00	75	65	73	
24/11/2015 17:10:00	75	65	73	
24/11/2015 17:15:00	75	66	74	
24/11/2015 17:20:00	75	66	73	
24/11/2015 17:25:00	76	66	73	

Station: NM1A- Man Tung Road Park

Start time	dB(A)			
	$L_{10\ (5mins)}$	$L_{90\ (5mins)}$	$L_{eq(5mins)}$	$L_{eq(30mins)}$
24/11/2015 17:30:00	75	66	74	74
24/11/2015 17:35:00	75	66	74	
24/11/2015 17:40:00	76	67	73	
24/11/2015 17:45:00	76	66	74	
24/11/2015 17:50:00	75	66	73	
24/11/2015 17:55:00	76	67	76	
24/11/2015 18:00:00	75	67	74	73
24/11/2015 18:05:00	79	68	73	
24/11/2015 18:10:00	76	66	73	
24/11/2015 18:15:00	75	66	72	
24/11/2015 18:20:00	75	65	73	
24/11/2015 18:25:00	75	65	75	
24/11/2015 18:30:00	75	65	72	72
24/11/2015 18:35:00	77	65	72	
24/11/2015 18:40:00	74	65	71	
24/11/2015 18:45:00	74	65	73	
24/11/2015 18:50:00	73	63	71	
24/11/2015 18:55:00	75	65	72	
25/11/2015 07:00:00	77	66	73	73
25/11/2015 07:05:00	79	69	71	
25/11/2015 07:10:00	77	66	73	
25/11/2015 07:15:00	75	65	71	
25/11/2015 07:20:00	76	66	74	
25/11/2015 07:25:00	75	65	73	
25/11/2015 07:30:00	77	66	73	74
25/11/2015 07:35:00	76	66	72	
25/11/2015 07:40:00	74	65	74	
25/11/2015 07:45:00	75	65	73	
25/11/2015 07:50:00	75	64	74	
25/11/2015 07:55:00	76	64	76	
25/11/2015 08:00:00	75	65	74	73
25/11/2015 08:05:00	75	64	72	
25/11/2015 08:10:00	76	65	73	
25/11/2015 08:15:00	75	65	73	
25/11/2015 08:20:00	75	65	75	
25/11/2015 08:25:00	74	64	74	
25/11/2015 08:30:00	76	65	72	73
25/11/2015 08:35:00	76	65	73	
25/11/2015 08:40:00	76	65	73	
25/11/2015 08:45:00	74	64	72	
25/11/2015 08:50:00	75	65	72	
25/11/2015 08:55:00	76	66	73	
25/11/2015 09:00:00	75	65	73	73
25/11/2015 09:05:00	75	66	73	
25/11/2015 09:10:00	76	65	73	
25/11/2015 09:15:00	75	64	72	
25/11/2015 09:20:00	75	66	74	
25/11/2015 09:25:00	76	65	73	
25/11/2015 09:30:00	76	64	73	73
25/11/2015 09:35:00	76	65	72	
25/11/2015 09:40:00	75	64	74	

Station: NM1A- Man Tung Road Park

Start time	dB(A)			
	$L_{10\ (5mins)}$	$L_{90\ (5mins)}$	$L_{eq(5mins)}$	$L_{eq(30mins)}$
25/11/2015 09:45:00	76	65	74	
25/11/2015 09:50:00	75	65	72	
25/11/2015 09:55:00	76	65	73	
25/11/2015 10:00:00	76	65	74	73
25/11/2015 10:05:00	75	64	73	
25/11/2015 10:10:00	76	65	73	
25/11/2015 10:15:00	75	64	74	
25/11/2015 10:20:00	77	64	73	
25/11/2015 10:25:00	75	65	74	
25/11/2015 10:30:00	75	65	73	73
25/11/2015 10:35:00	76	66	74	
25/11/2015 10:40:00	74	64	73	
25/11/2015 10:45:00	75	63	73	
25/11/2015 10:50:00	75	64	73	
25/11/2015 10:55:00	75	64	72	
25/11/2015 11:00:00	76	64	73	73
25/11/2015 11:05:00	75	63	72	
25/11/2015 11:10:00	75	63	74	
25/11/2015 11:15:00	75	64	72	
25/11/2015 11:20:00	76	64	73	
25/11/2015 11:25:00	75	63	74	
25/11/2015 11:30:00	76	64	73	73
25/11/2015 11:35:00	75	64	73	
25/11/2015 11:40:00	74	63	73	
25/11/2015 11:45:00	76	64	73	
25/11/2015 11:50:00	74	64	73	
25/11/2015 11:55:00	75	64	72	
25/11/2015 12:00:00	75	64	72	73
25/11/2015 12:05:00	76	65	72	
25/11/2015 12:10:00	76	64	73	
25/11/2015 12:15:00	76	63	74	
25/11/2015 12:20:00	76	64	73	
25/11/2015 12:25:00	74	63	73	
25/11/2015 12:30:00	74	63	72	73
25/11/2015 12:35:00	76	65	74	
25/11/2015 12:40:00	75	64	72	
25/11/2015 12:45:00	75	64	72	
25/11/2015 12:50:00	76	65	72	
25/11/2015 12:55:00	75	64	73	
25/11/2015 13:00:00	75	65	73	73
25/11/2015 13:05:00	75	65	73	
25/11/2015 13:10:00	75	64	74	
25/11/2015 13:15:00	77	66	72	
25/11/2015 13:20:00	75	65	72	
25/11/2015 13:25:00	74	64	73	
25/11/2015 13:30:00	76	65	73	73
25/11/2015 13:35:00	75	65	72	
25/11/2015 13:40:00	74	63	73	
25/11/2015 13:45:00	76	65	72	
25/11/2015 13:50:00	75	66	73	
25/11/2015 13:55:00	74	65	73	

Station: NM1A- Man Tung Road Park

Start time	dB(A)			
	$L_{10\ (5mins)}$	$L_{90\ (5mins)}$	$L_{eq(5mins)}$	$L_{eq(30mins)}$
25/11/2015 14:00:00	76	65	73	73
25/11/2015 14:05:00	75	66	73	
25/11/2015 14:10:00	76	65	72	
25/11/2015 14:15:00	76	64	72	
25/11/2015 14:20:00	74	64	74	
25/11/2015 14:25:00	74	63	73	
25/11/2015 14:30:00	75	64	73	73
25/11/2015 14:35:00	74	64	74	
25/11/2015 14:40:00	75	65	73	
25/11/2015 14:45:00	75	65	72	
25/11/2015 14:50:00	75	65	74	
25/11/2015 14:55:00	74	64	73	
25/11/2015 15:00:00	75	65	73	73
25/11/2015 15:05:00	76	66	73	
25/11/2015 15:10:00	75	65	72	
25/11/2015 15:15:00	75	64	73	
25/11/2015 15:20:00	74	64	73	
25/11/2015 15:25:00	75	64	72	
25/11/2015 15:30:00	75	65	73	73
25/11/2015 15:35:00	74	64	74	
25/11/2015 15:40:00	75	64	73	
25/11/2015 15:45:00	76	64	71	
25/11/2015 15:50:00	75	65	73	
25/11/2015 15:55:00	74	64	73	
25/11/2015 16:00:00	74	65	73	73
25/11/2015 16:05:00	76	65	73	
25/11/2015 16:10:00	75	65	72	
25/11/2015 16:15:00	76	64	73	
25/11/2015 16:20:00	74	65	73	
25/11/2015 16:25:00	74	65	72	
25/11/2015 16:30:00	75	65	72	72
25/11/2015 16:35:00	76	66	73	
25/11/2015 16:40:00	75	65	72	
25/11/2015 16:45:00	77	66	72	
25/11/2015 16:50:00	76	65	72	
25/11/2015 16:55:00	75	64	73	
25/11/2015 17:00:00	74	64	73	73
25/11/2015 17:05:00	75	66	73	
25/11/2015 17:10:00	75	65	72	
25/11/2015 17:15:00	76	66	72	
25/11/2015 17:20:00	75	66	72	
25/11/2015 17:25:00	75	64	73	
25/11/2015 17:30:00	75	64	72	73
25/11/2015 17:35:00	75	64	74	
25/11/2015 17:40:00	75	65	73	
25/11/2015 17:45:00	77	66	74	
25/11/2015 17:50:00	74	64	72	
25/11/2015 17:55:00	73	64	73	
25/11/2015 18:00:00	74	65	73	73
25/11/2015 18:05:00	73	64	73	
25/11/2015 18:10:00	75	64	74	

Station: NM1A- Man Tung Road Park

Start time	dB(A)			
	$L_{10\ (5mins)}$	$L_{90\ (5mins)}$	$L_{eq(5mins)}$	$L_{eq(30mins)}$
25/11/2015 18:15:00	75	65	73	
25/11/2015 18:20:00	75	65	73	
25/11/2015 18:25:00	75	64	73	
25/11/2015 18:30:00	75	65	73	72
25/11/2015 18:35:00	74	63	74	
25/11/2015 18:40:00	74	64	71	
25/11/2015 18:45:00	75	64	71	
25/11/2015 18:50:00	73	63	72	
25/11/2015 18:55:00	74	63	71	
26/11/2015 07:00:00	76	64	71	72
26/11/2015 07:05:00	75	64	72	
26/11/2015 07:10:00	75	64	71	
26/11/2015 07:15:00	74	64	71	
26/11/2015 07:20:00	75	64	73	
26/11/2015 07:25:00	74	63	72	
26/11/2015 07:30:00	75	65	72	72
26/11/2015 07:35:00	74	64	72	
26/11/2015 07:40:00	73	63	72	
26/11/2015 07:45:00	75	64	71	
26/11/2015 07:50:00	74	63	74	
26/11/2015 07:55:00	74	63	72	
26/11/2015 08:00:00	73	62	72	72
26/11/2015 08:05:00	75	63	72	
26/11/2015 08:10:00	74	64	72	
26/11/2015 08:15:00	74	64	71	
26/11/2015 08:20:00	75	64	73	
26/11/2015 08:25:00	74	64	72	
26/11/2015 08:30:00	77	65	71	72
26/11/2015 08:35:00	74	64	72	
26/11/2015 08:40:00	75	65	72	
26/11/2015 08:45:00	74	63	72	
26/11/2015 08:50:00	77	65	71	
26/11/2015 08:55:00	74	64	73	
26/11/2015 09:00:00	75	64	72	72
26/11/2015 09:05:00	74	63	72	
26/11/2015 09:10:00	75	64	72	
26/11/2015 09:15:00	74	64	72	
26/11/2015 09:20:00	75	64	74	
26/11/2015 09:25:00	75	64	72	
26/11/2015 09:30:00	74	64	73	72
26/11/2015 09:35:00	75	64	72	
26/11/2015 09:40:00	76	64	74	
26/11/2015 09:45:00	74	64	72	
26/11/2015 09:50:00	76	65	72	
26/11/2015 09:55:00	75	64	72	
26/11/2015 10:00:00	76	64	72	72
26/11/2015 10:05:00	74	63	73	
26/11/2015 10:10:00	75	64	72	
26/11/2015 10:15:00	74	64	72	
26/11/2015 10:20:00	74	64	72	
26/11/2015 10:25:00	75	65	73	

Station: NM1A- Man Tung Road Park

Start time	dB(A)			
	$L_{10\ (5mins)}$	$L_{90\ (5mins)}$	$L_{eq(5mins)}$	$L_{eq(30mins)}$
26/11/2015 10:30:00	75	64	73	73
26/11/2015 10:35:00	75	64	72	
26/11/2015 10:40:00	75	64	73	
26/11/2015 10:45:00	75	63	72	
26/11/2015 10:50:00	73	63	73	
26/11/2015 10:55:00	74	63	72	
26/11/2015 11:00:00	73	63	73	72
26/11/2015 11:05:00	75	64	72	
26/11/2015 11:10:00	73	63	72	
26/11/2015 11:15:00	74	63	73	
26/11/2015 11:20:00	74	64	73	
26/11/2015 11:25:00	74	63	72	
26/11/2015 11:30:00	74	64	74	72
26/11/2015 11:35:00	74	64	72	
26/11/2015 11:40:00	75	64	71	
26/11/2015 11:45:00	75	64	72	
26/11/2015 11:50:00	74	63	71	
26/11/2015 11:55:00	74	64	73	
26/11/2015 12:00:00	74	64	71	72
26/11/2015 12:05:00	74	64	72	
26/11/2015 12:10:00	74	64	72	
26/11/2015 12:15:00	74	63	72	
26/11/2015 12:20:00	74	63	72	
26/11/2015 12:25:00	73	63	72	
26/11/2015 12:30:00	76	64	73	72
26/11/2015 12:35:00	74	64	72	
26/11/2015 12:40:00	75	64	72	
26/11/2015 12:45:00	74	64	72	
26/11/2015 12:50:00	75	64	72	
26/11/2015 12:55:00	74	63	72	
26/11/2015 13:00:00	74	63	72	72
26/11/2015 13:05:00	75	64	72	
26/11/2015 13:10:00	76	64	72	
26/11/2015 13:15:00	76	64	71	
26/11/2015 13:20:00	74	63	74	
26/11/2015 13:25:00	74	63	72	
26/11/2015 13:30:00	74	64	72	72
26/11/2015 13:35:00	74	64	72	
26/11/2015 13:40:00	75	64	73	
26/11/2015 13:45:00	74	64	72	
26/11/2015 13:50:00	74	64	72	
26/11/2015 13:55:00	74	64	72	
26/11/2015 14:00:00	74	64	73	72
26/11/2015 14:05:00	74	64	73	
26/11/2015 14:10:00	75	64	72	
26/11/2015 14:15:00	75	64	72	
26/11/2015 14:20:00	73	64	72	
26/11/2015 14:25:00	74	64	72	
26/11/2015 14:30:00	75	64	73	72
26/11/2015 14:35:00	75	63	72	
26/11/2015 14:40:00	75	64	72	

Station: NM1A- Man Tung Road Park

Start time	dB(A)			
	$L_{10\ (5mins)}$	$L_{90\ (5mins)}$	$L_{eq(5mins)}$	$L_{eq(30mins)}$
26/11/2015 14:45:00	75	63	72	
26/11/2015 14:50:00	74	64	72	
26/11/2015 14:55:00	74	63	72	
26/11/2015 15:00:00	76	65	73	73
26/11/2015 15:05:00	74	63	73	
26/11/2015 15:10:00	75	64	72	
26/11/2015 15:15:00	74	63	72	
26/11/2015 15:20:00	74	63	73	
26/11/2015 15:25:00	76	64	72	
26/11/2015 15:30:00	74	63	72	72
26/11/2015 15:35:00	75	64	72	
26/11/2015 15:40:00	74	63	72	
26/11/2015 15:45:00	76	63	71	
26/11/2015 15:50:00	73	63	73	
26/11/2015 15:55:00	74	64	72	
26/11/2015 16:00:00	74	64	73	72
26/11/2015 16:05:00	75	64	72	
26/11/2015 16:10:00	75	64	72	
26/11/2015 16:15:00	74	63	73	
26/11/2015 16:20:00	74	63	72	
26/11/2015 16:25:00	76	65	73	
26/11/2015 16:30:00	76	65	72	72
26/11/2015 16:35:00	75	64	73	
26/11/2015 16:40:00	74	63	71	
26/11/2015 16:45:00	75	63	72	
26/11/2015 16:50:00	76	64	72	
26/11/2015 16:55:00	74	63	72	
26/11/2015 17:00:00	75	64	72	72
26/11/2015 17:05:00	74	64	72	
26/11/2015 17:10:00	75	65	72	
26/11/2015 17:15:00	74	63	73	
26/11/2015 17:20:00	74	63	73	
26/11/2015 17:25:00	74	63	73	
26/11/2015 17:30:00	75	64	71	72
26/11/2015 17:35:00	74	63	73	
26/11/2015 17:40:00	73	63	73	
26/11/2015 17:45:00	75	64	72	
26/11/2015 17:50:00	74	64	73	
26/11/2015 17:55:00	74	64	72	
26/11/2015 18:00:00	73	64	73	72
26/11/2015 18:05:00	75	64	72	
26/11/2015 18:10:00	74	64	72	
26/11/2015 18:15:00	75	64	72	
26/11/2015 18:20:00	74	65	73	
26/11/2015 18:25:00	74	64	72	
26/11/2015 18:30:00	74	64	71	72
26/11/2015 18:35:00	75	64	73	
26/11/2015 18:40:00	74	64	72	
26/11/2015 18:45:00	74	64	72	
26/11/2015 18:50:00	74	64	71	
26/11/2015 18:55:00	75	64	73	

Station: NM1A- Man Tung Road Park

Start time	dB(A)			
	$L_{10\ (5mins)}$	$L_{90\ (5mins)}$	$L_{eq(5mins)}$	$L_{eq(30mins)}$
27/11/2015 07:00:00	76	65	74	73
27/11/2015 07:05:00	78	67	72	
27/11/2015 07:10:00	78	69	73	
27/11/2015 07:15:00	77	67	72	
27/11/2015 07:20:00	77	67	73	
27/11/2015 07:25:00	78	69	74	
27/11/2015 07:30:00	77	67	72	74
27/11/2015 07:35:00	77	66	74	
27/11/2015 07:40:00	76	65	74	
27/11/2015 07:45:00	77	65	77	
27/11/2015 07:50:00	76	65	74	
27/11/2015 07:55:00	77	66	75	
27/11/2015 08:00:00	76	66	76	75
27/11/2015 08:05:00	75	64	74	
27/11/2015 08:10:00	76	66	75	
27/11/2015 08:15:00	75	66	75	
27/11/2015 08:20:00	77	66	74	
27/11/2015 08:25:00	75	65	74	
27/11/2015 08:30:00	77	67	73	73
27/11/2015 08:35:00	75	65	74	
27/11/2015 08:40:00	75	65	73	
27/11/2015 08:45:00	75	64	73	
27/11/2015 08:50:00	76	64	73	
27/11/2015 08:55:00	75	64	74	
27/11/2015 09:00:00	76	66	73	73
27/11/2015 09:05:00	76	65	72	
27/11/2015 09:10:00	75	65	73	
27/11/2015 09:15:00	75	65	73	
27/11/2015 09:20:00	75	64	72	
27/11/2015 09:25:00	75	64	73	
27/11/2015 09:30:00	75	65	73	73
27/11/2015 09:35:00	76	64	73	
27/11/2015 09:40:00	76	64	74	
27/11/2015 09:45:00	76	66	73	
27/11/2015 09:50:00	76	66	73	
27/11/2015 09:55:00	75	65	72	
27/11/2015 10:00:00	75	65	72	73
27/11/2015 10:05:00	74	64	72	
27/11/2015 10:10:00	74	64	73	
27/11/2015 10:15:00	75	63	72	
27/11/2015 10:20:00	76	64	73	
27/11/2015 10:25:00	74	64	73	
27/11/2015 10:30:00	76	64	73	73
27/11/2015 10:35:00	75	64	73	
27/11/2015 10:40:00	74	64	73	
27/11/2015 10:45:00	75	65	73	
27/11/2015 10:50:00	75	64	73	
27/11/2015 10:55:00	75	65	73	

Station: NM1A- Man Tung Road Park

Start time	dB(A)			
	$L_{10\ (5mins)}$	$L_{90\ (5mins)}$	$L_{eq(5mins)}$	$L_{eq(30mins)}$
27/11/2015 11:00:00	75	65	72	73
27/11/2015 11:05:00	76	66	73	
27/11/2015 11:10:00	75	64	73	
27/11/2015 11:15:00	75	64	73	
27/11/2015 11:20:00	76	64	73	
27/11/2015 11:25:00	75	64	72	
27/11/2015 11:30:00	76	65	73	73
27/11/2015 11:35:00	75	64	73	
27/11/2015 11:40:00	75	64	73	
27/11/2015 11:45:00	75	65	75	
27/11/2015 11:50:00	75	64	73	
27/11/2015 11:55:00	76	64	73	
27/11/2015 12:00:00	76	66	72	73
27/11/2015 12:05:00	76	65	73	
27/11/2015 12:10:00	75	65	72	
27/11/2015 12:15:00	75	64	73	
27/11/2015 12:20:00	75	64	73	
27/11/2015 12:25:00	76	66	73	
27/11/2015 12:30:00	75	66	72	73
27/11/2015 12:35:00	75	66	74	
27/11/2015 12:40:00	75	65	74	
27/11/2015 12:45:00	76	66	73	
27/11/2015 12:50:00	76	66	73	
27/11/2015 12:55:00	75	66	72	
27/11/2015 13:00:00	76	66	73	73
27/11/2015 13:05:00	75	65	72	
27/11/2015 13:10:00	76	66	72	
27/11/2015 13:15:00	75	65	73	
27/11/2015 13:20:00	75	65	73	
27/11/2015 13:25:00	76	64	73	
27/11/2015 13:30:00	76	65	73	73
27/11/2015 13:35:00	75	65	73	
27/11/2015 13:40:00	75	65	73	
27/11/2015 13:45:00	76	65	73	
27/11/2015 13:50:00	75	65	73	
27/11/2015 13:55:00	75	64	73	
27/11/2015 14:00:00	75	64	73	73
27/11/2015 14:05:00	75	65	73	
27/11/2015 14:10:00	75	65	73	
27/11/2015 14:15:00	76	65	73	
27/11/2015 14:20:00	75	66	74	
27/11/2015 14:25:00	75	65	72	
27/11/2015 14:30:00	76	65	72	73
27/11/2015 14:35:00	75	65	74	
27/11/2015 14:40:00	75	65	72	
27/11/2015 14:45:00	77	66	73	
27/11/2015 14:50:00	75	65	73	
27/11/2015 14:55:00	76	65	73	

Minimum	73	62	-	72
Maximum	81	70	-	76

Station: NM2*- Tung Chung Battery

Start time	dB(A)			
	$L_{10\ (5mins)}$	$L_{90(5mins)}$	$L_{eq(5mins)}$	$L_{eq(30mins)}$
12/11/2015 09:00:00	64	55	56	58
12/11/2015 09:05:00	70	56	62	
12/11/2015 09:10:00	58	52	54	
12/11/2015 09:15:00	59	54	56	
12/11/2015 09:20:00	63	55	59	
12/11/2015 09:25:00	64	53	59	
12/11/2015 09:30:00	66	55	59	61
12/11/2015 09:35:00	64	56	59	
12/11/2015 09:40:00	66	56	61	
12/11/2015 09:45:00	65	54	59	
12/11/2015 09:50:00	69	58	62	
12/11/2015 09:55:00	69	56	62	
12/11/2015 10:00:00	67	54	61	59
12/11/2015 10:05:00	65	54	60	
12/11/2015 10:10:00	65	55	59	
12/11/2015 10:15:00	65	53	59	
12/11/2015 10:20:00	65	55	58	
12/11/2015 10:25:00	67	56	60	
12/11/2015 10:30:00	68	57	61	59
12/11/2015 10:35:00	65	54	60	
12/11/2015 10:40:00	62	54	57	
12/11/2015 10:45:00	62	52	56	
12/11/2015 10:50:00	65	55	58	
12/11/2015 10:55:00	62	53	57	
12/11/2015 11:00:00	66	56	59	60
12/11/2015 11:05:00	63	55	58	
12/11/2015 11:10:00	68	55	61	
12/11/2015 11:15:00	67	55	61	
12/11/2015 11:20:00	65	54	59	
12/11/2015 11:25:00	67	57	62	
12/11/2015 11:30:00	67	57	61	61
12/11/2015 11:35:00	66	57	60	
12/11/2015 11:40:00	67	57	61	
12/11/2015 11:45:00	66	57	61	
12/11/2015 11:50:00	67	57	59	
12/11/2015 11:55:00	64	54	60	
12/11/2015 12:00:00	63	56	60	60
12/11/2015 12:05:00	65	54	60	
12/11/2015 12:10:00	66	59	61	
12/11/2015 12:15:00	66	56	60	
12/11/2015 12:20:00	64	55	59	
12/11/2015 12:25:00	67	54	60	
12/11/2015 12:30:00	63	53	58	60
12/11/2015 12:35:00	65	56	60	
12/11/2015 12:40:00	68	57	61	
12/11/2015 12:45:00	66	56	60	
12/11/2015 12:50:00	66	55	61	
12/11/2015 12:55:00	65	57	61	
12/11/2015 13:00:00	68	55	61	60
12/11/2015 13:05:00	66	55	60	
12/11/2015 13:10:00	65	55	59	

Station: NM2*- Tung Chung Battery

Start time	dB(A)			
	$L_{10\ (5mins)}$	$L_{90(5mins)}$	$L_{eq(5mins)}$	$L_{eq(30mins)}$
12/11/2015 13:15:00	68	58	62	
12/11/2015 13:20:00	66	55	59	
12/11/2015 13:25:00	66	55	60	
12/11/2015 13:30:00	67	56	61	58
12/11/2015 13:35:00	63	54	57	
12/11/2015 13:40:00	65	55	59	
12/11/2015 13:45:00	63	52	57	
12/11/2015 13:50:00	61	51	55	
12/11/2015 13:55:00	62	55	58	
12/11/2015 14:00:00	65	56	60	58
12/11/2015 14:05:00	63	54	57	
12/11/2015 14:10:00	67	53	59	
12/11/2015 14:15:00	63	54	58	
12/11/2015 14:20:00	62	53	56	
12/11/2015 14:25:00	64	55	57	
12/11/2015 14:30:00	67	54	59	58
12/11/2015 14:35:00	64	54	57	
12/11/2015 14:40:00	64	55	57	
12/11/2015 14:45:00	64	55	58	
12/11/2015 14:50:00	62	54	57	
12/11/2015 14:55:00	66	55	60	
12/11/2015 15:00:00	67	57	62	59
12/11/2015 15:05:00	65	55	58	
12/11/2015 15:10:00	63	55	57	
12/11/2015 15:15:00	67	57	60	
12/11/2015 15:20:00	64	55	59	
12/11/2015 15:25:00	66	54	58	
12/11/2015 15:30:00	65	55	61	61
12/11/2015 15:35:00	67	53	60	
12/11/2015 15:40:00	65	53	59	
12/11/2015 15:45:00	63	51	56	
12/11/2015 15:50:00	73	56	65	
12/11/2015 15:55:00	66	53	59	
12/11/2015 16:00:00	62	52	56	57
12/11/2015 16:05:00	63	51	57	
12/11/2015 16:10:00	64	51	57	
12/11/2015 16:15:00	64	54	58	
12/11/2015 16:20:00	61	52	57	
12/11/2015 16:25:00	65	55	59	
12/11/2015 16:30:00	67	55	61	60
12/11/2015 16:35:00	65	56	61	
12/11/2015 16:40:00	66	59	61	
12/11/2015 16:45:00	64	56	59	
12/11/2015 16:50:00	64	55	58	
12/11/2015 16:55:00	64	54	59	
12/11/2015 17:00:00	65	53	59	59
12/11/2015 17:05:00	70	55	60	
12/11/2015 17:10:00	63	52	57	
12/11/2015 17:15:00	63	56	58	
12/11/2015 17:20:00	65	57	61	
12/11/2015 17:25:00	66	54	58	

Station: NM2*- Tung Chung Battery

Start time	dB(A)			
	$L_{10\ (5mins)}$	$L_{90(5mins)}$	$L_{eq(5mins)}$	$L_{eq(30mins)}$
12/11/2015 17:30:00	65	55	59	60
12/11/2015 17:35:00	67	56	62	
12/11/2015 17:40:00	66	55	59	
12/11/2015 17:45:00	65	54	59	
12/11/2015 17:50:00	69	57	60	
12/11/2015 17:55:00	64	56	61	
12/11/2015 18:00:00	67	54	61	61
12/11/2015 18:05:00	64	54	57	
12/11/2015 18:10:00	66	55	58	
12/11/2015 18:15:00	65	56	60	
12/11/2015 18:20:00	66	56	62	
12/11/2015 18:25:00	68	60	63	
12/11/2015 18:30:00	67	56	60	59
12/11/2015 18:35:00	63	56	60	
12/11/2015 18:40:00	64	52	58	
12/11/2015 18:45:00	64	55	58	
12/11/2015 18:50:00	65	54	59	
12/11/2015 18:55:00	63	52	56	
13/11/2015 07:00:00	60	54	57	57
13/11/2015 07:05:00	68	53	57	
13/11/2015 07:10:00	58	53	56	
13/11/2015 07:15:00	61	53	58	
13/11/2015 07:20:00	55	50	54	
13/11/2015 07:25:00	60	55	57	
13/11/2015 07:30:00	61	56	59	56
13/11/2015 07:35:00	59	51	55	
13/11/2015 07:40:00	59	54	56	
13/11/2015 07:45:00	55	52	54	
13/11/2015 07:50:00	60	53	55	
13/11/2015 07:55:00	61	50	55	
13/11/2015 08:00:00	60	52	55	55
13/11/2015 08:05:00	56	51	54	
13/11/2015 08:10:00	57	52	54	
13/11/2015 08:15:00	62	53	56	
13/11/2015 08:20:00	62	52	54	
13/11/2015 08:25:00	61	52	57	
13/11/2015 08:30:00	59	54	56	56
13/11/2015 08:35:00	59	54	55	
13/11/2015 08:40:00	63	52	57	
13/11/2015 08:45:00	63	52	56	
13/11/2015 08:50:00	63	51	55	
13/11/2015 08:55:00	63	53	56	
13/11/2015 09:00:00	56	53	53	58
13/11/2015 09:05:00	63	55	57	
13/11/2015 09:10:00	67	54	60	
13/11/2015 09:15:00	65	56	59	
13/11/2015 09:20:00	63	55	59	
13/11/2015 09:25:00	62	52	57	
13/11/2015 09:30:00	66	56	59	60
13/11/2015 09:35:00	65	56	59	
13/11/2015 09:40:00	66	55	60	

Station: NM2*- Tung Chung Battery

Start time	dB(A)			
	$L_{10\ (5mins)}$	$L_{90(5mins)}$	$L_{eq(5mins)}$	$L_{eq(30mins)}$
13/11/2015 09:45:00	71	59	63	
13/11/2015 09:50:00	65	56	59	
13/11/2015 09:55:00	65	57	60	
13/11/2015 10:00:00	65	56	60	61
13/11/2015 10:05:00	69	57	62	
13/11/2015 10:10:00	66	57	60	
13/11/2015 10:15:00	67	59	62	
13/11/2015 10:20:00	66	54	60	
13/11/2015 10:25:00	65	54	58	
13/11/2015 10:30:00	68	58	61	61
13/11/2015 10:35:00	65	56	61	
13/11/2015 10:40:00	69	56	63	
13/11/2015 10:45:00	65	57	59	
13/11/2015 10:50:00	62	58	59	
13/11/2015 10:55:00	66	55	59	
13/11/2015 11:00:00	63	55	59	60
13/11/2015 11:05:00	68	57	60	
13/11/2015 11:10:00	64	57	60	
13/11/2015 11:15:00	66	56	60	
13/11/2015 11:20:00	65	53	60	
13/11/2015 11:25:00	67	57	60	
13/11/2015 11:30:00	64	58	61	60
13/11/2015 11:35:00	65	58	60	
13/11/2015 11:40:00	64	57	59	
13/11/2015 11:45:00	65	54	60	
13/11/2015 11:50:00	64	56	58	
13/11/2015 11:55:00	68	59	63	
13/11/2015 12:00:00	63	56	59	59
13/11/2015 12:05:00	63	54	58	
13/11/2015 12:10:00	64	57	60	
13/11/2015 12:15:00	61	55	57	
13/11/2015 12:20:00	65	55	59	
13/11/2015 12:25:00	66	55	60	
13/11/2015 12:30:00	67	57	60	60
13/11/2015 12:35:00	66	55	59	
13/11/2015 12:40:00	66	53	59	
13/11/2015 12:45:00	66	57	59	
13/11/2015 12:50:00	68	57	61	
13/11/2015 12:55:00	67	58	60	
13/11/2015 13:00:00	68	57	60	59
13/11/2015 13:05:00	67	55	61	
13/11/2015 13:10:00	64	57	59	
13/11/2015 13:15:00	67	53	58	
13/11/2015 13:20:00	67	54	59	
13/11/2015 13:25:00	63	52	57	
13/11/2015 13:30:00	72	60	65	61
13/11/2015 13:35:00	68	57	59	
13/11/2015 13:40:00	66	55	60	
13/11/2015 13:45:00	66	56	59	
13/11/2015 13:50:00	66	58	61	
13/11/2015 13:55:00	63	57	59	

Station: NM2*- Tung Chung Battery

Start time	dB(A)			
	$L_{10\ (5mins)}$	$L_{90(5mins)}$	$L_{eq(5mins)}$	$L_{eq(30mins)}$
13/11/2015 14:00:00	66	54	58	59
13/11/2015 14:05:00	63	53	58	
13/11/2015 14:10:00	66	54	60	
13/11/2015 14:15:00	64	57	60	
13/11/2015 14:20:00	65	56	60	
13/11/2015 14:25:00	66	57	60	
13/11/2015 14:30:00	65	54	60	60
13/11/2015 14:35:00	66	57	60	
13/11/2015 14:40:00	65	54	58	
13/11/2015 14:45:00	67	57	61	
13/11/2015 14:50:00	67	57	60	
13/11/2015 14:55:00	65	56	61	
13/11/2015 15:00:00	66	55	60	61
13/11/2015 15:05:00	63	58	60	
13/11/2015 15:10:00	68	58	62	
13/11/2015 15:15:00	66	57	60	
13/11/2015 15:20:00	65	58	60	
13/11/2015 15:25:00	72	59	62	
13/11/2015 15:30:00	64	57	59	61
13/11/2015 15:35:00	67	57	61	
13/11/2015 15:40:00	67	59	62	
13/11/2015 15:45:00	70	59	62	
13/11/2015 15:50:00	67	57	61	
13/11/2015 15:55:00	64	56	60	
13/11/2015 16:00:00	68	60	63	62
13/11/2015 16:05:00	67	60	64	
13/11/2015 16:10:00	64	58	61	
13/11/2015 16:15:00	66	57	61	
13/11/2015 16:20:00	69	60	64	
13/11/2015 16:25:00	64	55	60	
13/11/2015 16:30:00	67	57	61	61
13/11/2015 16:35:00	65	56	60	
13/11/2015 16:40:00	66	57	61	
13/11/2015 16:45:00	65	56	61	
13/11/2015 16:50:00	66	56	60	
13/11/2015 16:55:00	67	55	61	
13/11/2015 17:00:00	69	57	61	61
13/11/2015 17:05:00	67	57	61	
13/11/2015 17:10:00	65	55	61	
13/11/2015 17:15:00	69	57	62	
13/11/2015 17:20:00	67	58	61	
13/11/2015 17:25:00	65	56	60	
13/11/2015 17:30:00	66	58	62	61
13/11/2015 17:35:00	67	57	63	
13/11/2015 17:40:00	68	58	62	
13/11/2015 17:45:00	65	57	62	
13/11/2015 17:50:00	65	57	61	
13/11/2015 17:55:00	64	58	60	
13/11/2015 18:00:00	64	56	59	60
13/11/2015 18:05:00	65	59	60	
13/11/2015 18:10:00	66	57	61	

Station: NM2*- Tung Chung Battery

Start time	dB(A)			
	$L_{10\ (5mins)}$	$L_{90(5mins)}$	$L_{eq(5mins)}$	$L_{eq(30mins)}$
13/11/2015 18:15:00	68	57	61	
13/11/2015 18:20:00	67	56	61	
13/11/2015 18:25:00	66	54	60	
13/11/2015 18:30:00	66	56	60	60
13/11/2015 18:35:00	64	55	58	
13/11/2015 18:40:00	68	54	60	
13/11/2015 18:45:00	67	53	60	
13/11/2015 18:50:00	65	54	57	
13/11/2015 18:55:00	68	56	61	
14/11/2015 07:00:00	61	46	52	56
14/11/2015 07:05:00	66	50	56	
14/11/2015 07:10:00	61	52	55	
14/11/2015 07:15:00	64	53	57	
14/11/2015 07:20:00	62	51	58	
14/11/2015 07:25:00	64	55	58	
14/11/2015 07:30:00	70	56	62	59
14/11/2015 07:35:00	63	56	60	
14/11/2015 07:40:00	64	54	58	
14/11/2015 07:45:00	61	55	56	
14/11/2015 07:50:00	65	55	58	
14/11/2015 07:55:00	66	54	58	
14/11/2015 08:00:00	67	54	61	60
14/11/2015 08:05:00	62	56	59	
14/11/2015 08:10:00	66	54	60	
14/11/2015 08:15:00	66	56	60	
14/11/2015 08:20:00	67	55	60	
14/11/2015 08:25:00	66	56	60	
14/11/2015 08:30:00	68	55	60	59
14/11/2015 08:35:00	66	55	61	
14/11/2015 08:40:00	64	55	59	
14/11/2015 08:45:00	59	51	55	
14/11/2015 08:50:00	59	51	56	
14/11/2015 08:55:00	66	56	60	
14/11/2015 09:00:00	64	54	59	59
14/11/2015 09:05:00	66	55	60	
14/11/2015 09:10:00	66	55	59	
14/11/2015 09:15:00	66	56	60	
14/11/2015 09:20:00	62	56	58	
14/11/2015 09:25:00	65	55	60	
14/11/2015 09:30:00	67	58	61	59
14/11/2015 09:35:00	64	55	58	
14/11/2015 09:40:00	65	54	59	
14/11/2015 09:45:00	65	55	59	
14/11/2015 09:50:00	65	53	56	
14/11/2015 09:55:00	65	55	60	
14/11/2015 10:00:00	66	55	59	60
14/11/2015 10:05:00	68	53	61	
14/11/2015 10:10:00	67	56	61	
14/11/2015 10:15:00	66	54	58	
14/11/2015 10:20:00	67	56	61	
14/11/2015 10:25:00	65	51	58	

Station: NM2*- Tung Chung Battery

Start time	dB(A)			
	$L_{10\ (5mins)}$	$L_{90(5mins)}$	$L_{eq(5mins)}$	$L_{eq(30mins)}$
14/11/2015 10:30:00	64	56	58	59
14/11/2015 10:35:00	62	55	57	
14/11/2015 10:40:00	64	55	58	
14/11/2015 10:45:00	65	55	59	
14/11/2015 10:50:00	68	57	62	
14/11/2015 10:55:00	68	55	60	
14/11/2015 11:00:00	64	53	57	59
14/11/2015 11:05:00	66	53	58	
14/11/2015 11:10:00	66	55	59	
14/11/2015 11:15:00	66	58	61	
14/11/2015 11:20:00	65	57	59	
14/11/2015 11:25:00	65	58	61	
14/11/2015 11:30:00	66	59	61	62
14/11/2015 11:35:00	64	56	61	
14/11/2015 11:40:00	69	57	62	
14/11/2015 11:45:00	73	59	66	
14/11/2015 11:50:00	65	57	62	
14/11/2015 11:55:00	67	57	60	
14/11/2015 12:00:00	63	52	57	58
14/11/2015 12:05:00	62	51	55	
14/11/2015 12:10:00	64	55	58	
14/11/2015 12:15:00	64	57	59	
14/11/2015 12:20:00	65	55	61	
14/11/2015 12:25:00	65	52	58	
14/11/2015 12:30:00	66	55	59	58
14/11/2015 12:35:00	64	54	59	
14/11/2015 12:40:00	64	54	59	
14/11/2015 12:45:00	65	53	58	
14/11/2015 12:50:00	67	57	60	
14/11/2015 12:55:00	63	50	55	
14/11/2015 13:00:00	62	52	57	59
14/11/2015 13:05:00	66	57	60	
14/11/2015 13:10:00	64	52	59	
14/11/2015 13:15:00	66	57	61	
14/11/2015 13:20:00	67	57	60	
14/11/2015 13:25:00	64	56	59	
14/11/2015 13:30:00	65	55	59	58
14/11/2015 13:35:00	64	55	58	
14/11/2015 13:40:00	64	55	57	
14/11/2015 13:45:00	64	54	57	
14/11/2015 13:50:00	62	56	57	
14/11/2015 13:55:00	64	55	58	
14/11/2015 14:00:00	61	53	58	58
14/11/2015 14:05:00	66	54	59	
14/11/2015 14:10:00	66	55	59	
14/11/2015 14:15:00	60	52	56	
14/11/2015 14:20:00	64	55	58	
14/11/2015 14:25:00	62	54	55	
14/11/2015 14:30:00	61	52	58	58
14/11/2015 14:35:00	66	54	58	
14/11/2015 14:40:00	71	56	62	

Station: NM2*- Tung Chung Battery

Start time	dB(A)			
	$L_{10\ (5mins)}$	$L_{90(5mins)}$	$L_{eq(5mins)}$	$L_{eq(30mins)}$
14/11/2015 14:45:00	64	52	57	
14/11/2015 14:50:00	65	54	58	
14/11/2015 14:55:00	60	50	55	
14/11/2015 15:00:00	63	50	56	57
14/11/2015 15:05:00	66	52	57	
14/11/2015 15:10:00	65	54	58	
14/11/2015 15:15:00	65	52	58	
14/11/2015 15:20:00	62	51	55	
14/11/2015 15:25:00	62	52	56	
14/11/2015 15:30:00	65	55	59	59
14/11/2015 15:35:00	64	55	58	
14/11/2015 15:40:00	65	56	61	
14/11/2015 15:45:00	66	53	58	
14/11/2015 15:50:00	63	54	57	
14/11/2015 15:55:00	64	52	57	
14/11/2015 16:00:00	62	56	58	58
14/11/2015 16:05:00	64	53	58	
14/11/2015 16:10:00	60	53	56	
14/11/2015 16:15:00	64	56	59	
14/11/2015 16:20:00	65	56	59	
14/11/2015 16:25:00	60	56	58	
14/11/2015 16:30:00	66	57	60	59
14/11/2015 16:35:00	65	60	60	
14/11/2015 16:40:00	62	53	57	
14/11/2015 16:45:00	66	58	60	
14/11/2015 16:50:00	64	53	58	
14/11/2015 16:55:00	63	56	58	
14/11/2015 17:00:00	62	53	56	59
14/11/2015 17:05:00	65	55	60	
14/11/2015 17:10:00	65	54	58	
14/11/2015 17:15:00	67	56	60	
14/11/2015 17:20:00	67	55	60	
14/11/2015 17:25:00	64	54	58	
14/11/2015 17:30:00	65	54	59	61
14/11/2015 17:35:00	68	58	63	
14/11/2015 17:40:00	65	56	59	
14/11/2015 17:45:00	63	55	58	
14/11/2015 17:50:00	67	58	61	
14/11/2015 17:55:00	68	56	62	
14/11/2015 18:00:00	66	58	61	60
14/11/2015 18:05:00	66	57	61	
14/11/2015 18:10:00	65	55	59	
14/11/2015 18:15:00	66	56	59	
14/11/2015 18:20:00	65	59	61	
14/11/2015 18:25:00	67	57	61	
14/11/2015 18:30:00	66	60	62	61
14/11/2015 18:35:00	66	56	60	
14/11/2015 18:40:00	64	54	59	
14/11/2015 18:45:00	66	56	62	
14/11/2015 18:50:00	69	58	63	
14/11/2015 18:55:00	65	57	61	

Station: NM2*- Tung Chung Battery

Start time	dB(A)			
	$L_{10\ (5mins)}$	$L_{90(5mins)}$	$L_{eq(5mins)}$	$L_{eq(30mins)}$
16/11/2015 07:00:00	60	51	54	56
16/11/2015 07:05:00	61	54	57	
16/11/2015 07:10:00	59	52	56	
16/11/2015 07:15:00	58	54	56	
16/11/2015 07:20:00	59	52	55	
16/11/2015 07:25:00	63	54	58	
16/11/2015 07:30:00	62	54	58	56
16/11/2015 07:35:00	63	55	58	
16/11/2015 07:40:00	55	52	53	
16/11/2015 07:45:00	61	49	53	
16/11/2015 07:50:00	61	52	56	
16/11/2015 07:55:00	55	51	51	
16/11/2015 08:00:00	63	53	57	58
16/11/2015 08:05:00	63	53	57	
16/11/2015 08:10:00	64	54	59	
16/11/2015 08:15:00	63	54	58	
16/11/2015 08:20:00	64	54	59	
16/11/2015 08:25:00	62	51	56	
16/11/2015 08:30:00	62	54	58	57
16/11/2015 08:35:00	65	53	57	
16/11/2015 08:40:00	67	55	59	
16/11/2015 08:45:00	57	51	52	
16/11/2015 08:50:00	58	51	54	
16/11/2015 08:55:00	65	55	58	
16/11/2015 09:00:00	61	51	55	57
16/11/2015 09:05:00	63	54	57	
16/11/2015 09:10:00	64	53	57	
16/11/2015 09:15:00	63	52	56	
16/11/2015 09:20:00	61	54	57	
16/11/2015 09:25:00	63	55	58	
16/11/2015 09:30:00	63	54	57	57
16/11/2015 09:35:00	64	55	58	
16/11/2015 09:40:00	64	55	58	
16/11/2015 09:45:00	65	52	57	
16/11/2015 09:50:00	65	52	58	
16/11/2015 09:55:00	58	51	54	
16/11/2015 10:00:00	65	53	58	57
16/11/2015 10:05:00	62	51	56	
16/11/2015 10:10:00	61	54	56	
16/11/2015 10:15:00	64	52	58	
16/11/2015 10:20:00	63	54	57	
16/11/2015 10:25:00	68	54	59	
16/11/2015 10:30:00	61	54	56	59
16/11/2015 10:35:00	63	51	55	
16/11/2015 10:40:00	66	56	60	
16/11/2015 10:45:00	65	56	60	
16/11/2015 10:50:00	66	54	59	
16/11/2015 10:55:00	66	56	59	
16/11/2015 11:00:00	63	51	57	58
16/11/2015 11:05:00	65	53	59	
16/11/2015 11:10:00	64	53	59	

Station: NM2*- Tung Chung Battery

Start time	dB(A)			
	$L_{10\ (5mins)}$	$L_{90(5mins)}$	$L_{eq(5mins)}$	$L_{eq(30mins)}$
16/11/2015 11:15:00	63	54	57	
16/11/2015 11:20:00	63	55	58	
16/11/2015 11:25:00	65	56	60	
16/11/2015 11:30:00	66	57	61	58
16/11/2015 11:35:00	64	52	57	
16/11/2015 11:40:00	63	54	57	
16/11/2015 11:45:00	65	53	59	
16/11/2015 11:50:00	62	51	57	
16/11/2015 11:55:00	58	51	54	
16/11/2015 12:00:00	62	54	57	58
16/11/2015 12:05:00	61	50	56	
16/11/2015 12:10:00	67	55	60	
16/11/2015 12:15:00	64	54	58	
16/11/2015 12:20:00	64	55	58	
16/11/2015 12:25:00	64	53	57	
16/11/2015 12:30:00	68	56	60	58
16/11/2015 12:35:00	62	54	57	
16/11/2015 12:40:00	63	51	57	
16/11/2015 12:45:00	63	51	57	
16/11/2015 12:50:00	63	52	58	
16/11/2015 12:55:00	63	53	58	
16/11/2015 13:00:00	65	53	58	58
16/11/2015 13:05:00	64	53	58	
16/11/2015 13:10:00	68	55	59	
16/11/2015 13:15:00	67	56	60	
16/11/2015 13:20:00	62	54	56	
16/11/2015 13:25:00	62	50	54	
16/11/2015 13:30:00	62	53	56	57
16/11/2015 13:35:00	59	52	53	
16/11/2015 13:40:00	60	52	54	
16/11/2015 13:45:00	61	50	55	
16/11/2015 13:50:00	69	55	60	
16/11/2015 13:55:00	63	54	59	
16/11/2015 14:00:00	62	50	56	57
16/11/2015 14:05:00	63	50	56	
16/11/2015 14:10:00	57	49	53	
16/11/2015 14:15:00	64	54	58	
16/11/2015 14:20:00	67	54	60	
16/11/2015 14:25:00	65	53	58	
16/11/2015 14:30:00	65	53	59	58
16/11/2015 14:35:00	58	50	55	
16/11/2015 14:40:00	66	54	60	
16/11/2015 14:45:00	63	50	55	
16/11/2015 14:50:00	63	50	55	
16/11/2015 14:55:00	67	54	59	
16/11/2015 15:00:00	63	53	56	58
16/11/2015 15:05:00	67	53	59	
16/11/2015 15:10:00	61	52	56	
16/11/2015 15:15:00	67	54	59	
16/11/2015 15:20:00	62	53	56	
16/11/2015 15:25:00	63	54	57	

Station: NM2*- Tung Chung Battery

Start time	dB(A)			
	$L_{10\ (5mins)}$	$L_{90(5mins)}$	$L_{eq(5mins)}$	$L_{eq(30mins)}$
16/11/2015 15:30:00	61	49	56	58
16/11/2015 15:35:00	65	52	58	
16/11/2015 15:40:00	69	51	58	
16/11/2015 15:45:00	67	53	60	
16/11/2015 15:50:00	63	51	56	
16/11/2015 15:55:00	64	53	57	
16/11/2015 16:00:00	64	54	57	57
16/11/2015 16:05:00	60	51	54	
16/11/2015 16:10:00	60	52	55	
16/11/2015 16:15:00	66	54	58	
16/11/2015 16:20:00	61	52	56	
16/11/2015 16:25:00	66	54	60	
16/11/2015 16:30:00	70	55	62	59
16/11/2015 16:35:00	64	54	59	
16/11/2015 16:40:00	63	52	57	
16/11/2015 16:45:00	65	56	61	
16/11/2015 16:50:00	61	52	56	
16/11/2015 16:55:00	63	51	56	
16/11/2015 17:00:00	64	52	59	59
16/11/2015 17:05:00	66	53	59	
16/11/2015 17:10:00	66	54	60	
16/11/2015 17:15:00	65	56	60	
16/11/2015 17:20:00	67	54	59	
16/11/2015 17:25:00	62	54	58	
16/11/2015 17:30:00	60	51	56	57
16/11/2015 17:35:00	64	53	58	
16/11/2015 17:40:00	61	53	55	
16/11/2015 17:45:00	66	56	60	
16/11/2015 17:50:00	65	54	58	
16/11/2015 17:55:00	63	53	56	
16/11/2015 18:00:00	68	56	60	59
16/11/2015 18:05:00	62	52	56	
16/11/2015 18:10:00	64	54	58	
16/11/2015 18:15:00	63	53	58	
16/11/2015 18:20:00	66	55	60	
16/11/2015 18:25:00	65	56	59	
16/11/2015 18:30:00	65	55	58	59
16/11/2015 18:35:00	66	55	60	
16/11/2015 18:40:00	63	51	57	
16/11/2015 18:45:00	68	55	59	
16/11/2015 18:50:00	66	56	60	
16/11/2015 18:55:00	67	53	60	
17/11/2015 07:00:00	53	46	49	55
17/11/2015 07:05:00	58	51	53	
17/11/2015 07:10:00	64	51	56	
17/11/2015 07:15:00	63	53	57	
17/11/2015 07:20:00	63	53	56	
17/11/2015 07:25:00	60	53	57	
17/11/2015 07:30:00	60	52	56	57
17/11/2015 07:35:00	68	56	59	
17/11/2015 07:40:00	64	54	58	

Station: NM2*- Tung Chung Battery

Start time	dB(A)			
	$L_{10\ (5mins)}$	$L_{90(5mins)}$	$L_{eq(5mins)}$	$L_{eq(30mins)}$
17/11/2015 07:45:00	65	56	59	
17/11/2015 07:50:00	57	51	55	
17/11/2015 07:55:00	61	50	54	
17/11/2015 08:00:00	54	49	51	56
17/11/2015 08:05:00	64	52	56	
17/11/2015 08:10:00	65	52	57	
17/11/2015 08:15:00	61	53	56	
17/11/2015 08:20:00	63	54	57	
17/11/2015 08:25:00	65	54	58	
17/11/2015 08:30:00	60	49	54	56
17/11/2015 08:35:00	67	55	59	
17/11/2015 08:40:00	64	55	56	
17/11/2015 08:45:00	63	53	56	
17/11/2015 08:50:00	62	50	54	
17/11/2015 08:55:00	63	50	56	
17/11/2015 09:00:00	68	52	61	59
17/11/2015 09:05:00	65	52	56	
17/11/2015 09:10:00	66	53	60	
17/11/2015 09:15:00	67	54	59	
17/11/2015 09:20:00	61	50	55	
17/11/2015 09:25:00	64	55	58	
17/11/2015 09:30:00	62	53	58	60
17/11/2015 09:35:00	65	53	57	
17/11/2015 09:40:00	67	51	56	
17/11/2015 09:45:00	67	52	59	
17/11/2015 09:50:00	71	56	63	
17/11/2015 09:55:00	70	56	61	
17/11/2015 10:00:00	62	53	57	58
17/11/2015 10:05:00	66	52	58	
17/11/2015 10:10:00	61	51	56	
17/11/2015 10:15:00	65	54	57	
17/11/2015 10:20:00	68	53	59	
17/11/2015 10:25:00	70	52	58	
17/11/2015 10:30:00	68	56	61	59
17/11/2015 10:35:00	63	56	59	
17/11/2015 10:40:00	64	53	58	
17/11/2015 10:45:00	65	55	57	
17/11/2015 10:50:00	63	52	59	
17/11/2015 10:55:00	62	53	57	
17/11/2015 11:00:00	64	51	57	57
17/11/2015 11:05:00	67	53	58	
17/11/2015 11:10:00	65	50	57	
17/11/2015 11:15:00	60	54	57	
17/11/2015 11:20:00	60	53	57	
17/11/2015 11:25:00	59	51	55	
17/11/2015 11:30:00	61	53	56	59
17/11/2015 11:35:00	63	55	59	
17/11/2015 11:40:00	64	57	62	
17/11/2015 11:45:00	64	55	59	
17/11/2015 11:50:00	69	57	62	
17/11/2015 11:55:00	61	50	54	

Station: NM2*- Tung Chung Battery

Start time	dB(A)			
	$L_{10\ (5mins)}$	$L_{90(5mins)}$	$L_{eq(5mins)}$	$L_{eq(30mins)}$
17/11/2015 12:00:00	60	53	56	57
17/11/2015 12:05:00	58	54	56	
17/11/2015 12:10:00	69	54	59	
17/11/2015 12:15:00	64	55	59	
17/11/2015 12:20:00	58	51	52	
17/11/2015 12:25:00	61	51	55	
17/11/2015 12:30:00	59	51	55	58
17/11/2015 12:35:00	60	51	55	
17/11/2015 12:40:00	64	55	60	
17/11/2015 12:45:00	61	52	56	
17/11/2015 12:50:00	63	53	59	
17/11/2015 12:55:00	64	55	59	
17/11/2015 13:00:00	62	50	55	56
17/11/2015 13:05:00	64	53	57	
17/11/2015 13:10:00	67	55	60	
17/11/2015 13:15:00	59	50	53	
17/11/2015 13:20:00	58	49	53	
17/11/2015 13:25:00	63	53	56	
17/11/2015 13:30:00	65	55	58	56
17/11/2015 13:35:00	60	54	57	
17/11/2015 13:40:00	59	49	54	
17/11/2015 13:45:00	60	52	56	
17/11/2015 13:50:00	60	51	55	
17/11/2015 13:55:00	59	51	54	
17/11/2015 14:00:00	59	50	51	54
17/11/2015 14:05:00	57	52	53	
17/11/2015 14:10:00	63	53	56	
17/11/2015 14:15:00	60	50	53	
17/11/2015 14:20:00	64	50	57	
17/11/2015 14:25:00	59	50	53	
17/11/2015 14:30:00	59	49	54	53
17/11/2015 14:35:00	58	49	53	
17/11/2015 14:40:00	60	49	53	
17/11/2015 14:45:00	63	51	55	
17/11/2015 14:50:00	58	51	53	
17/11/2015 14:55:00	58	48	52	
17/11/2015 15:00:00	58	52	53	54
17/11/2015 15:05:00	57	49	52	
17/11/2015 15:10:00	63	52	56	
17/11/2015 15:15:00	61	53	55	
17/11/2015 15:20:00	62	51	55	
17/11/2015 15:25:00	62	50	54	
17/11/2015 15:30:00	63	52	57	57
17/11/2015 15:35:00	58	48	52	
17/11/2015 15:40:00	59	51	55	
17/11/2015 15:45:00	67	53	60	
17/11/2015 15:50:00	57	51	53	
17/11/2015 15:55:00	65	55	59	
17/11/2015 16:00:00	60	53	56	55
17/11/2015 16:05:00	65	53	59	
17/11/2015 16:10:00	58	50	53	

Station: NM2*- Tung Chung Battery

Start time	dB(A)			
	$L_{10\ (5mins)}$	$L_{90(5mins)}$	$L_{eq(5mins)}$	$L_{eq(30mins)}$
17/11/2015 16:15:00	56	50	52	
17/11/2015 16:20:00	62	53	56	
17/11/2015 16:25:00	62	51	55	
17/11/2015 16:30:00	57	53	55	56
17/11/2015 16:35:00	62	51	56	
17/11/2015 16:40:00	64	53	58	
17/11/2015 16:45:00	60	50	55	
17/11/2015 16:50:00	59	50	55	
17/11/2015 16:55:00	65	54	57	
17/11/2015 17:00:00	58	52	53	56
17/11/2015 17:05:00	63	53	56	
17/11/2015 17:10:00	63	56	57	
17/11/2015 17:15:00	64	54	57	
17/11/2015 17:20:00	58	48	53	
17/11/2015 17:25:00	60	53	57	
17/11/2015 17:30:00	63	56	58	58
17/11/2015 17:35:00	60	56	57	
17/11/2015 17:40:00	56	51	53	
17/11/2015 17:45:00	64	53	58	
17/11/2015 17:50:00	66	54	60	
17/11/2015 17:55:00	64	52	58	
17/11/2015 18:00:00	82	61	73	66
17/11/2015 18:05:00	66	52	58	
17/11/2015 18:10:00	67	55	59	
17/11/2015 18:15:00	65	52	59	
17/11/2015 18:20:00	64	52	56	
17/11/2015 18:25:00	59	51	55	
17/11/2015 18:30:00	63	54	57	58
17/11/2015 18:35:00	65	54	59	
17/11/2015 18:40:00	63	54	57	
17/11/2015 18:45:00	62	54	58	
17/11/2015 18:50:00	66	56	59	
17/11/2015 18:55:00	63	54	57	
18/11/2015 07:00:00	58	51	54	56
18/11/2015 07:05:00	61	50	55	
18/11/2015 07:10:00	59	53	55	
18/11/2015 07:15:00	56	50	52	
18/11/2015 07:20:00	59	53	55	
18/11/2015 07:25:00	65	57	60	
18/11/2015 07:30:00	66	56	58	58
18/11/2015 07:35:00	65	55	58	
18/11/2015 07:40:00	65	54	59	
18/11/2015 07:45:00	60	52	54	
18/11/2015 07:50:00	64	54	59	
18/11/2015 07:55:00	64	53	58	
18/11/2015 08:00:00	65	54	59	59
18/11/2015 08:05:00	64	55	60	
18/11/2015 08:10:00	64	55	58	
18/11/2015 08:15:00	62	53	58	
18/11/2015 08:20:00	70	58	62	
18/11/2015 08:25:00	59	52	56	

Station: NM2*- Tung Chung Battery

Start time	dB(A)			
	$L_{10\ (5mins)}$	$L_{90(5mins)}$	$L_{eq(5mins)}$	$L_{eq(30mins)}$
18/11/2015 08:30:00	59	52	55	57
18/11/2015 08:35:00	61	54	56	
18/11/2015 08:40:00	62	53	57	
18/11/2015 08:45:00	62	58	58	
18/11/2015 08:50:00	60	54	57	
18/11/2015 08:55:00	58	52	54	
18/11/2015 09:00:00	61	52	56	60
18/11/2015 09:05:00	57	52	54	
18/11/2015 09:10:00	63	56	58	
18/11/2015 09:15:00	66	53	57	
18/11/2015 09:20:00	65	55	61	
18/11/2015 09:25:00	71	57	64	
18/11/2015 09:30:00	60	54	57	56
18/11/2015 09:35:00	59	50	54	
18/11/2015 09:40:00	61	50	53	
18/11/2015 09:45:00	58	52	55	
18/11/2015 09:50:00	62	55	58	
18/11/2015 09:55:00	59	52	55	
18/11/2015 10:00:00	62	52	58	57
18/11/2015 10:05:00	61	53	57	
18/11/2015 10:10:00	61	52	55	
18/11/2015 10:15:00	66	55	61	
18/11/2015 10:20:00	61	51	55	
18/11/2015 10:25:00	58	51	54	
18/11/2015 10:30:00	59	53	56	58
18/11/2015 10:35:00	59	55	57	
18/11/2015 10:40:00	68	54	62	
18/11/2015 10:45:00	64	54	57	
18/11/2015 10:50:00	65	52	59	
18/11/2015 10:55:00	60	55	57	
18/11/2015 11:00:00	62	55	57	59
18/11/2015 11:05:00	59	54	57	
18/11/2015 11:10:00	62	56	59	
18/11/2015 11:15:00	61	55	60	
18/11/2015 11:20:00	69	58	62	
18/11/2015 11:25:00	63	56	60	
18/11/2015 11:30:00	62	56	60	60
18/11/2015 11:35:00	66	58	61	
18/11/2015 11:40:00	68	56	62	
18/11/2015 11:45:00	61	55	58	
18/11/2015 11:50:00	66	54	59	
18/11/2015 11:55:00	63	57	60	
18/11/2015 12:00:00	59	56	56	58
18/11/2015 12:05:00	61	55	58	
18/11/2015 12:10:00	63	55	58	
18/11/2015 12:15:00	61	57	58	
18/11/2015 12:20:00	58	52	55	
18/11/2015 12:25:00	64	55	59	
18/11/2015 12:30:00	67	53	59	58
18/11/2015 12:35:00	63	58	60	
18/11/2015 12:40:00	59	52	56	

Station: NM2*- Tung Chung Battery

Start time	dB(A)			
	$L_{10\ (5mins)}$	$L_{90(5mins)}$	$L_{eq(5mins)}$	$L_{eq(30mins)}$
18/11/2015 12:45:00	61	56	58	
18/11/2015 12:50:00	61	52	57	
18/11/2015 12:55:00	61	54	58	
18/11/2015 13:00:00	60	55	57	57
18/11/2015 13:05:00	59	54	56	
18/11/2015 13:10:00	64	54	57	
18/11/2015 13:15:00	65	52	57	
18/11/2015 13:20:00	62	56	60	
18/11/2015 13:25:00	58	52	55	
18/11/2015 13:30:00	61	54	58	57
18/11/2015 13:35:00	61	53	57	
18/11/2015 13:40:00	61	54	57	
18/11/2015 13:45:00	59	52	55	
18/11/2015 13:50:00	64	57	58	
18/11/2015 13:55:00	62	56	57	
18/11/2015 14:00:00	61	53	56	54
18/11/2015 14:05:00	61	52	55	
18/11/2015 14:10:00	56	51	52	
18/11/2015 14:15:00	56	53	53	
18/11/2015 14:20:00	57	54	55	
18/11/2015 14:25:00	57	50	53	
18/11/2015 14:30:00	62	52	56	55
18/11/2015 14:35:00	56	50	53	
18/11/2015 14:40:00	62	52	55	
18/11/2015 14:45:00	63	53	56	
18/11/2015 14:50:00	58	51	54	
18/11/2015 14:55:00	55	51	52	
18/11/2015 15:00:00	56	51	52	54
18/11/2015 15:05:00	56	50	52	
18/11/2015 15:10:00	62	53	55	
18/11/2015 15:15:00	54	51	52	
18/11/2015 15:20:00	64	54	57	
18/11/2015 15:25:00	58	54	55	
18/11/2015 15:30:00	62	55	58	57
18/11/2015 15:35:00	66	55	60	
18/11/2015 15:40:00	61	53	57	
18/11/2015 15:45:00	59	50	55	
18/11/2015 15:50:00	57	51	53	
18/11/2015 15:55:00	62	49	52	
18/11/2015 16:00:00	64	52	54	58
18/11/2015 16:05:00	62	52	58	
18/11/2015 16:10:00	56	50	54	
18/11/2015 16:15:00	57	50	53	
18/11/2015 16:20:00	70	56	64	
18/11/2015 16:25:00	61	52	56	
18/11/2015 16:30:00	61	52	55	58
18/11/2015 16:35:00	65	57	60	
18/11/2015 16:40:00	61	54	57	
18/11/2015 16:45:00	61	57	60	
18/11/2015 16:50:00	58	55	56	
18/11/2015 16:55:00	62	55	60	

Station: NM2*- Tung Chung Battery

Start time	dB(A)			
	$L_{10\ (5mins)}$	$L_{90(5mins)}$	$L_{eq(5mins)}$	$L_{eq(30mins)}$
18/11/2015 17:00:00	66	54	59	60
18/11/2015 17:05:00	75	56	66	
18/11/2015 17:10:00	61	54	58	
18/11/2015 17:15:00	64	52	55	
18/11/2015 17:20:00	61	52	56	
18/11/2015 17:25:00	60	53	56	
18/11/2015 17:30:00	61	54	56	59
18/11/2015 17:35:00	69	56	61	
18/11/2015 17:40:00	67	54	59	
18/11/2015 17:45:00	65	54	59	
18/11/2015 17:50:00	64	54	57	
18/11/2015 17:55:00	62	53	58	
18/11/2015 18:00:00	66	53	60	59
18/11/2015 18:05:00	63	54	59	
18/11/2015 18:10:00	65	54	59	
18/11/2015 18:15:00	65	57	59	
18/11/2015 18:20:00	68	56	61	
18/11/2015 18:25:00	62	54	57	
18/11/2015 18:30:00	65	54	57	59
18/11/2015 18:35:00	63	54	58	
18/11/2015 18:40:00	61	56	57	
18/11/2015 18:45:00	67	56	61	
18/11/2015 18:50:00	65	56	60	
18/11/2015 18:55:00	65	56	60	
19/11/2015 07:00:00	58	50	53	59
19/11/2015 07:05:00	62	54	55	
19/11/2015 07:10:00	65	52	59	
19/11/2015 07:15:00	62	51	57	
19/11/2015 07:20:00	71	57	63	
19/11/2015 07:25:00	65	56	59	
19/11/2015 07:30:00	64	58	60	59
19/11/2015 07:35:00	63	54	58	
19/11/2015 07:40:00	64	55	59	
19/11/2015 07:45:00	65	55	60	
19/11/2015 07:50:00	64	55	58	
19/11/2015 07:55:00	62	53	57	
19/11/2015 08:00:00	63	52	57	58
19/11/2015 08:05:00	64	52	57	
19/11/2015 08:10:00	62	52	56	
19/11/2015 08:15:00	63	54	58	
19/11/2015 08:20:00	65	56	60	
19/11/2015 08:25:00	64	54	59	
19/11/2015 08:30:00	64	53	59	58
19/11/2015 08:35:00	64	54	59	
19/11/2015 08:40:00	65	56	60	
19/11/2015 08:45:00	63	51	56	
19/11/2015 08:50:00	60	51	54	
19/11/2015 08:55:00	63	54	57	
19/11/2015 09:00:00	62	54	56	60
19/11/2015 09:05:00	69	56	62	
19/11/2015 09:10:00	66	55	59	

Station: NM2*- Tung Chung Battery

Start time	dB(A)			
	$L_{10\ (5mins)}$	$L_{90(5mins)}$	$L_{eq(5mins)}$	$L_{eq(30mins)}$
19/11/2015 09:15:00	64	54	57	
19/11/2015 09:20:00	67	60	61	
19/11/2015 09:25:00	64	57	60	
19/11/2015 09:30:00	68	57	62	60
19/11/2015 09:35:00	65	57	60	
19/11/2015 09:40:00	63	55	59	
19/11/2015 09:45:00	69	57	62	
19/11/2015 09:50:00	66	55	58	
19/11/2015 09:55:00	66	53	60	
19/11/2015 10:00:00	68	57	62	59
19/11/2015 10:05:00	67	55	60	
19/11/2015 10:10:00	65	55	58	
19/11/2015 10:15:00	65	53	58	
19/11/2015 10:20:00	66	56	59	
19/11/2015 10:25:00	61	54	56	
19/11/2015 10:30:00	66	52	58	59
19/11/2015 10:35:00	65	57	60	
19/11/2015 10:40:00	63	53	57	
19/11/2015 10:45:00	66	54	60	
19/11/2015 10:50:00	69	56	62	
19/11/2015 10:55:00	66	55	58	
19/11/2015 11:00:00	60	53	56	59
19/11/2015 11:05:00	65	54	58	
19/11/2015 11:10:00	64	53	58	
19/11/2015 11:15:00	65	55	59	
19/11/2015 11:20:00	67	56	59	
19/11/2015 11:25:00	69	56	60	
19/11/2015 11:30:00	67	58	62	61
19/11/2015 11:35:00	67	57	61	
19/11/2015 11:40:00	69	58	61	
19/11/2015 11:45:00	64	56	60	
19/11/2015 11:50:00	70	56	63	
19/11/2015 11:55:00	67	54	60	
19/11/2015 12:00:00	65	54	57	59
19/11/2015 12:05:00	64	54	59	
19/11/2015 12:10:00	66	56	60	
19/11/2015 12:15:00	69	55	61	
19/11/2015 12:20:00	66	55	59	
19/11/2015 12:25:00	63	53	58	
19/11/2015 12:30:00	66	55	59	60
19/11/2015 12:35:00	67	54	58	
19/11/2015 12:40:00	68	55	60	
19/11/2015 12:45:00	67	58	62	
19/11/2015 12:50:00	64	54	58	
19/11/2015 12:55:00	66	55	59	
19/11/2015 13:00:00	67	58	62	60
19/11/2015 13:05:00	66	53	59	
19/11/2015 13:10:00	64	57	59	
19/11/2015 13:15:00	67	55	61	
19/11/2015 13:20:00	67	58	62	
19/11/2015 13:25:00	66	53	58	

Station: NM2*- Tung Chung Battery

Start time	dB(A)			
	$L_{10\ (5mins)}$	$L_{90(5mins)}$	$L_{eq(5mins)}$	$L_{eq(30mins)}$
19/11/2015 13:30:00	67	55	60	60
19/11/2015 13:35:00	63	55	58	
19/11/2015 13:40:00	68	56	61	
19/11/2015 13:45:00	67	54	61	
19/11/2015 13:50:00	65	53	59	
19/11/2015 13:55:00	65	53	58	
19/11/2015 14:00:00	64	53	58	60
19/11/2015 14:05:00	68	56	60	
19/11/2015 14:10:00	66	56	59	
19/11/2015 14:15:00	60	53	55	
19/11/2015 14:20:00	66	54	61	
19/11/2015 14:25:00	69	56	61	
19/11/2015 14:30:00	64	55	58	58
19/11/2015 14:35:00	61	53	56	
19/11/2015 14:40:00	63	52	57	
19/11/2015 14:45:00	68	54	61	
19/11/2015 14:50:00	65	53	57	
19/11/2015 14:55:00	65	55	58	
19/11/2015 15:00:00	66	53	58	58
19/11/2015 15:05:00	66	52	58	
19/11/2015 15:10:00	64	53	58	
19/11/2015 15:15:00	64	54	58	
19/11/2015 15:20:00	63	52	57	
19/11/2015 15:25:00	65	53	60	
19/11/2015 15:30:00	64	54	58	60
19/11/2015 15:35:00	66	54	61	
19/11/2015 15:40:00	66	56	61	
19/11/2015 15:45:00	68	55	61	
19/11/2015 15:50:00	63	51	57	
19/11/2015 15:55:00	63	53	57	
19/11/2015 16:00:00	62	53	57	65
19/11/2015 16:05:00	66	54	60	
19/11/2015 16:10:00	66	54	59	
19/11/2015 16:15:00	62	53	57	
19/11/2015 16:20:00	79	61	71	
19/11/2015 16:25:00	71	56	62	
19/11/2015 16:30:00	69	56	62	60
19/11/2015 16:35:00	62	54	58	
19/11/2015 16:40:00	70	55	62	
19/11/2015 16:45:00	65	55	58	
19/11/2015 16:50:00	67	54	60	
19/11/2015 16:55:00	66	54	59	
19/11/2015 17:00:00	63	55	59	60
19/11/2015 17:05:00	66	56	60	
19/11/2015 17:10:00	70	56	60	
19/11/2015 17:15:00	66	55	59	
19/11/2015 17:20:00	67	53	60	
19/11/2015 17:25:00	64	55	59	
19/11/2015 17:30:00	66	56	59	58
19/11/2015 17:35:00	66	55	58	
19/11/2015 17:40:00	64	55	57	

Station: NM2*- Tung Chung Battery

Start time	dB(A)			
	$L_{10\ (5mins)}$	$L_{90(5mins)}$	$L_{eq(5mins)}$	$L_{eq(30mins)}$
19/11/2015 17:45:00	65	56	60	
19/11/2015 17:50:00	66	55	59	
19/11/2015 17:55:00	63	51	56	
19/11/2015 18:00:00	68	55	61	59
19/11/2015 18:05:00	64	55	58	
19/11/2015 18:10:00	65	54	59	
19/11/2015 18:15:00	67	56	60	
19/11/2015 18:20:00	65	55	58	
19/11/2015 18:25:00	64	54	60	
19/11/2015 18:30:00	65	56	60	58
19/11/2015 18:35:00	65	53	60	
19/11/2015 18:40:00	64	52	57	
19/11/2015 18:45:00	64	52	57	
19/11/2015 18:50:00	63	53	55	
19/11/2015 18:55:00	61	52	56	
20/11/2015 07:00:00	60	50	52	54
20/11/2015 07:05:00	54	46	49	
20/11/2015 07:10:00	55	50	53	
20/11/2015 07:15:00	60	52	55	
20/11/2015 07:20:00	58	51	55	
20/11/2015 07:25:00	62	53	56	
20/11/2015 07:30:00	62	54	58	57
20/11/2015 07:35:00	61	52	57	
20/11/2015 07:40:00	66	55	59	
20/11/2015 07:45:00	62	51	56	
20/11/2015 07:50:00	58	50	54	
20/11/2015 07:55:00	58	51	54	
20/11/2015 08:00:00	61	52	55	58
20/11/2015 08:05:00	65	56	59	
20/11/2015 08:10:00	66	55	58	
20/11/2015 08:15:00	67	56	59	
20/11/2015 08:20:00	63	54	59	
20/11/2015 08:25:00	64	56	58	
20/11/2015 08:30:00	65	55	59	59
20/11/2015 08:35:00	69	54	60	
20/11/2015 08:40:00	68	55	61	
20/11/2015 08:45:00	59	52	53	
20/11/2015 08:50:00	63	51	57	
20/11/2015 08:55:00	66	56	59	
20/11/2015 09:00:00	65	57	60	59
20/11/2015 09:05:00	64	55	58	
20/11/2015 09:10:00	66	56	60	
20/11/2015 09:15:00	63	53	57	
20/11/2015 09:20:00	66	54	60	
20/11/2015 09:25:00	65	53	59	
20/11/2015 09:30:00	74	54	63	60
20/11/2015 09:35:00	64	51	58	
20/11/2015 09:40:00	65	53	58	
20/11/2015 09:45:00	67	54	60	
20/11/2015 09:50:00	65	51	59	
20/11/2015 09:55:00	63	51	56	

Station: NM2*- Tung Chung Battery

Start time	dB(A)			
	$L_{10\ (5mins)}$	$L_{90(5mins)}$	$L_{eq(5mins)}$	$L_{eq(30mins)}$
20/11/2015 10:00:00	62	53	56	57
20/11/2015 10:05:00	61	53	55	
20/11/2015 10:10:00	65	52	57	
20/11/2015 10:15:00	66	53	59	
20/11/2015 10:20:00	67	53	59	
20/11/2015 10:25:00	63	51	57	
20/11/2015 10:30:00	64	53	59	60
20/11/2015 10:35:00	65	52	57	
20/11/2015 10:40:00	70	57	62	
20/11/2015 10:45:00	68	55	60	
20/11/2015 10:50:00	64	56	59	
20/11/2015 10:55:00	67	55	61	
20/11/2015 11:00:00	64	54	58	59
20/11/2015 11:05:00	63	55	58	
20/11/2015 11:10:00	63	56	60	
20/11/2015 11:15:00	63	57	59	
20/11/2015 11:20:00	64	55	60	
20/11/2015 11:25:00	68	56	61	
20/11/2015 11:30:00	67	58	61	60
20/11/2015 11:35:00	67	56	61	
20/11/2015 11:40:00	63	54	59	
20/11/2015 11:45:00	67	58	61	
20/11/2015 11:50:00	63	56	59	
20/11/2015 11:55:00	61	52	56	
20/11/2015 12:00:00	65	57	60	59
20/11/2015 12:05:00	64	55	59	
20/11/2015 12:10:00	65	55	58	
20/11/2015 12:15:00	61	53	56	
20/11/2015 12:20:00	64	54	59	
20/11/2015 12:25:00	63	56	60	
20/11/2015 12:30:00	64	54	57	59
20/11/2015 12:35:00	67	54	59	
20/11/2015 12:40:00	63	52	56	
20/11/2015 12:45:00	66	54	59	
20/11/2015 12:50:00	65	55	59	
20/11/2015 12:55:00	65	58	62	
20/11/2015 13:00:00	66	57	60	59
20/11/2015 13:05:00	63	54	58	
20/11/2015 13:10:00	66	57	60	
20/11/2015 13:15:00	65	55	59	
20/11/2015 13:20:00	68	55	60	
20/11/2015 13:25:00	63	54	57	
20/11/2015 13:30:00	64	51	57	58
20/11/2015 13:35:00	66	54	59	
20/11/2015 13:40:00	64	54	58	
20/11/2015 13:45:00	65	55	58	
20/11/2015 13:50:00	62	55	58	
20/11/2015 13:55:00	67	55	59	
20/11/2015 14:00:00	66	52	59	58
20/11/2015 14:05:00	63	53	57	
20/11/2015 14:10:00	63	54	58	

Station: NM2*- Tung Chung Battery

Start time	dB(A)			
	$L_{10\ (5mins)}$	$L_{90(5mins)}$	$L_{eq(5mins)}$	$L_{eq(30mins)}$
20/11/2015 14:15:00	64	53	56	
20/11/2015 14:20:00	67	52	61	
20/11/2015 14:25:00	66	53	58	
20/11/2015 14:30:00	64	52	58	57
20/11/2015 14:35:00	63	54	57	
20/11/2015 14:40:00	62	52	55	
20/11/2015 14:45:00	65	53	59	
20/11/2015 14:50:00	59	49	54	
20/11/2015 14:55:00	60	50	54	
20/11/2015 15:00:00	62	54	58	59
20/11/2015 15:05:00	65	53	57	
20/11/2015 15:10:00	67	56	62	
20/11/2015 15:15:00	66	52	58	
20/11/2015 15:20:00	65	57	59	
20/11/2015 15:25:00	63	54	57	
20/11/2015 15:30:00	65	56	59	59
20/11/2015 15:35:00	69	52	59	
20/11/2015 15:40:00	68	54	61	
20/11/2015 15:45:00	66	54	58	
20/11/2015 15:50:00	63	53	56	
20/11/2015 15:55:00	66	53	58	
20/11/2015 16:00:00	65	54	58	58
20/11/2015 16:05:00	63	53	58	
20/11/2015 16:10:00	63	51	57	
20/11/2015 16:15:00	64	50	57	
20/11/2015 16:20:00	64	54	59	
20/11/2015 16:25:00	64	53	58	
20/11/2015 16:30:00	63	54	57	58
20/11/2015 16:35:00	67	55	60	
20/11/2015 16:40:00	63	52	55	
20/11/2015 16:45:00	62	52	57	
20/11/2015 16:50:00	62	55	59	
20/11/2015 16:55:00	65	57	59	
20/11/2015 17:00:00	65	54	57	58
20/11/2015 17:05:00	64	53	59	
20/11/2015 17:10:00	64	54	58	
20/11/2015 17:15:00	66	54	59	
20/11/2015 17:20:00	61	52	54	
20/11/2015 17:25:00	68	57	61	
20/11/2015 17:30:00	66	55	59	59
20/11/2015 17:35:00	66	52	60	
20/11/2015 17:40:00	62	50	55	
20/11/2015 17:45:00	66	53	59	
20/11/2015 17:50:00	68	55	61	
20/11/2015 17:55:00	67	52	60	
20/11/2015 18:00:00	65	55	59	60
20/11/2015 18:05:00	61	52	55	
20/11/2015 18:10:00	64	55	59	
20/11/2015 18:15:00	65	58	60	
20/11/2015 18:20:00	65	56	60	
20/11/2015 18:25:00	66	59	62	

Station: NM2*- Tung Chung Battery

Start time	dB(A)			
	$L_{10\ (5mins)}$	$L_{90(5mins)}$	$L_{eq(5mins)}$	$L_{eq(30mins)}$
20/11/2015 18:30:00	65	57	61	59
20/11/2015 18:35:00	66	53	57	
20/11/2015 18:40:00	63	54	57	
20/11/2015 18:45:00	67	55	60	
20/11/2015 18:50:00	63	53	57	
20/11/2015 18:55:00	68	56	61	
21/11/2015 07:00:00	59	53	54	56
21/11/2015 07:05:00	59	53	55	
21/11/2015 07:10:00	63	53	56	
21/11/2015 07:15:00	63	53	55	
21/11/2015 07:20:00	60	54	56	
21/11/2015 07:25:00	61	54	58	
21/11/2015 07:30:00	62	54	57	55
21/11/2015 07:35:00	59	53	56	
21/11/2015 07:40:00	60	51	55	
21/11/2015 07:45:00	63	54	56	
21/11/2015 07:50:00	58	53	55	
21/11/2015 07:55:00	59	51	52	
21/11/2015 08:00:00	66	55	59	59
21/11/2015 08:05:00	66	54	57	
21/11/2015 08:10:00	66	54	58	
21/11/2015 08:15:00	67	55	61	
21/11/2015 08:20:00	68	56	60	
21/11/2015 08:25:00	63	53	56	
21/11/2015 08:30:00	64	56	59	59
21/11/2015 08:35:00	66	55	58	
21/11/2015 08:40:00	67	58	61	
21/11/2015 08:45:00	66	56	59	
21/11/2015 08:50:00	61	53	56	
21/11/2015 08:55:00	66	55	59	
21/11/2015 09:00:00	61	52	56	58
21/11/2015 09:05:00	66	57	60	
21/11/2015 09:10:00	62	55	57	
21/11/2015 09:15:00	66	54	59	
21/11/2015 09:20:00	63	56	58	
21/11/2015 09:25:00	67	54	60	
21/11/2015 09:30:00	66	57	60	60
21/11/2015 09:35:00	65	57	60	
21/11/2015 09:40:00	65	56	59	
21/11/2015 09:45:00	70	55	61	
21/11/2015 09:50:00	66	54	59	
21/11/2015 09:55:00	67	55	60	
21/11/2015 10:00:00	66	54	59	58
21/11/2015 10:05:00	65	53	56	
21/11/2015 10:10:00	64	53	58	
21/11/2015 10:15:00	67	54	59	
21/11/2015 10:20:00	68	52	59	
21/11/2015 10:25:00	66	52	57	
21/11/2015 10:30:00	69	54	60	59
21/11/2015 10:35:00	67	52	58	
21/11/2015 10:40:00	64	54	59	

Station: NM2*- Tung Chung Battery

Start time	dB(A)			
	$L_{10\ (5mins)}$	$L_{90(5mins)}$	$L_{eq(5mins)}$	$L_{eq(30mins)}$
21/11/2015 10:45:00	63	52	57	
21/11/2015 10:50:00	66	54	60	
21/11/2015 10:55:00	65	57	60	
21/11/2015 11:00:00	64	55	58	60
21/11/2015 11:05:00	69	57	61	
21/11/2015 11:10:00	63	55	58	
21/11/2015 11:15:00	66	58	60	
21/11/2015 11:20:00	64	56	58	
21/11/2015 11:25:00	67	56	61	
21/11/2015 11:30:00	63	54	58	60
21/11/2015 11:35:00	67	58	62	
21/11/2015 11:40:00	64	56	59	
21/11/2015 11:45:00	67	55	60	
21/11/2015 11:50:00	63	54	58	
21/11/2015 11:55:00	65	58	63	
21/11/2015 12:00:00	69	59	63	60
21/11/2015 12:05:00	63	53	58	
21/11/2015 12:10:00	66	55	59	
21/11/2015 12:15:00	66	55	60	
21/11/2015 12:20:00	62	56	59	
21/11/2015 12:25:00	65	55	60	
21/11/2015 12:30:00	64	52	57	59
21/11/2015 12:35:00	66	55	60	
21/11/2015 12:40:00	65	56	59	
21/11/2015 12:45:00	65	54	58	
21/11/2015 12:50:00	66	55	58	
21/11/2015 12:55:00	65	55	61	
21/11/2015 13:00:00	66	55	57	59
21/11/2015 13:05:00	65	56	59	
21/11/2015 13:10:00	69	57	61	
21/11/2015 13:15:00	66	53	60	
21/11/2015 13:20:00	68	54	61	
21/11/2015 13:25:00	61	51	55	
21/11/2015 13:30:00	61	50	55	59
21/11/2015 13:35:00	64	52	57	
21/11/2015 13:40:00	65	55	59	
21/11/2015 13:45:00	67	54	60	
21/11/2015 13:50:00	65	54	60	
21/11/2015 13:55:00	65	56	59	
21/11/2015 14:00:00	62	52	56	58
21/11/2015 14:05:00	67	55	61	
21/11/2015 14:10:00	62	53	57	
21/11/2015 14:15:00	61	53	56	
21/11/2015 14:20:00	66	54	58	
21/11/2015 14:25:00	63	53	57	
21/11/2015 14:30:00	59	54	56	58
21/11/2015 14:35:00	68	56	61	
21/11/2015 14:40:00	64	53	58	
21/11/2015 14:45:00	63	52	57	
21/11/2015 14:50:00	64	52	56	
21/11/2015 14:55:00	65	53	58	

Station: NM2*- Tung Chung Battery

Start time	dB(A)			
	$L_{10\ (5mins)}$	$L_{90(5mins)}$	$L_{eq(5mins)}$	$L_{eq(30mins)}$
21/11/2015 15:00:00	65	53	59	59
21/11/2015 15:05:00	67	55	60	
21/11/2015 15:10:00	65	55	58	
21/11/2015 15:15:00	65	53	60	
21/11/2015 15:20:00	66	53	59	
21/11/2015 15:25:00	64	54	60	
21/11/2015 15:30:00	66	56	59	58
21/11/2015 15:35:00	67	56	60	
21/11/2015 15:40:00	64	53	58	
21/11/2015 15:45:00	62	52	56	
21/11/2015 15:50:00	59	54	55	
21/11/2015 15:55:00	64	52	57	
21/11/2015 16:00:00	64	54	59	58
21/11/2015 16:05:00	66	56	60	
21/11/2015 16:10:00	64	54	57	
21/11/2015 16:15:00	63	55	58	
21/11/2015 16:20:00	64	53	58	
21/11/2015 16:25:00	66	55	59	
21/11/2015 16:30:00	65	58	60	59
21/11/2015 16:35:00	65	55	60	
21/11/2015 16:40:00	67	57	59	
21/11/2015 16:45:00	65	57	61	
21/11/2015 16:50:00	63	52	57	
21/11/2015 16:55:00	65	55	58	
21/11/2015 17:00:00	61	52	56	60
21/11/2015 17:05:00	67	55	60	
21/11/2015 17:10:00	68	56	61	
21/11/2015 17:15:00	66	57	60	
21/11/2015 17:20:00	68	54	60	
21/11/2015 17:25:00	65	55	61	
21/11/2015 17:30:00	63	54	59	58
21/11/2015 17:35:00	65	53	59	
21/11/2015 17:40:00	66	55	59	
21/11/2015 17:45:00	67	55	59	
21/11/2015 17:50:00	66	52	58	
21/11/2015 17:55:00	61	53	56	
21/11/2015 18:00:00	62	53	58	58
21/11/2015 18:05:00	57	53	54	
21/11/2015 18:10:00	64	52	58	
21/11/2015 18:15:00	63	54	59	
21/11/2015 18:20:00	64	52	56	
21/11/2015 18:25:00	65	54	58	
21/11/2015 18:30:00	65	54	60	59
21/11/2015 18:35:00	59	54	56	
21/11/2015 18:40:00	66	54	59	
21/11/2015 18:45:00	66	55	59	
21/11/2015 18:50:00	70	52	60	
21/11/2015 18:55:00	69	52	59	
23/11/2015 07:00:00	60	50	53	57
23/11/2015 07:05:00	72	50	58	
23/11/2015 07:10:00	62	50	56	

Station: NM2*- Tung Chung Battery

Start time	dB(A)			
	$L_{10\ (5mins)}$	$L_{90(5mins)}$	$L_{eq(5mins)}$	$L_{eq(30mins)}$
23/11/2015 07:15:00	60	53	56	
23/11/2015 07:20:00	64	54	59	
23/11/2015 07:25:00	63	56	58	
23/11/2015 07:30:00	61	55	57	57
23/11/2015 07:35:00	63	55	57	
23/11/2015 07:40:00	65	55	57	
23/11/2015 07:45:00	67	54	58	
23/11/2015 07:50:00	59	52	54	
23/11/2015 07:55:00	61	53	55	
23/11/2015 08:00:00	55	52	53	58
23/11/2015 08:05:00	65	56	58	
23/11/2015 08:10:00	62	53	58	
23/11/2015 08:15:00	65	54	60	
23/11/2015 08:20:00	63	54	57	
23/11/2015 08:25:00	66	55	60	
23/11/2015 08:30:00	68	57	61	58
23/11/2015 08:35:00	63	53	58	
23/11/2015 08:40:00	68	56	60	
23/11/2015 08:45:00	64	52	57	
23/11/2015 08:50:00	61	53	56	
23/11/2015 08:55:00	64	51	56	
23/11/2015 09:00:00	59	49	52	57
23/11/2015 09:05:00	61	54	57	
23/11/2015 09:10:00	61	51	56	
23/11/2015 09:15:00	65	55	58	
23/11/2015 09:20:00	65	54	59	
23/11/2015 09:25:00	65	52	59	
23/11/2015 09:30:00	62	53	57	58
23/11/2015 09:35:00	66	54	59	
23/11/2015 09:40:00	64	56	59	
23/11/2015 09:45:00	65	56	60	
23/11/2015 09:50:00	63	55	57	
23/11/2015 09:55:00	64	52	58	
23/11/2015 10:00:00	62	54	58	59
23/11/2015 10:05:00	63	53	57	
23/11/2015 10:10:00	66	54	58	
23/11/2015 10:15:00	66	54	59	
23/11/2015 10:20:00	67	54	60	
23/11/2015 10:25:00	66	53	60	
23/11/2015 10:30:00	63	55	57	58
23/11/2015 10:35:00	60	50	56	
23/11/2015 10:40:00	65	55	59	
23/11/2015 10:45:00	59	53	57	
23/11/2015 10:50:00	68	56	61	
23/11/2015 10:55:00	65	55	58	
23/11/2015 11:00:00	65	59	61	58
23/11/2015 11:05:00	63	56	58	
23/11/2015 11:10:00	63	57	60	
23/11/2015 11:15:00	59	53	56	
23/11/2015 11:20:00	62	55	56	
23/11/2015 11:25:00	61	53	57	

Station: NM2*- Tung Chung Battery

Start time	dB(A)			
	$L_{10\ (5mins)}$	$L_{90(5mins)}$	$L_{eq(5mins)}$	$L_{eq(30mins)}$
23/11/2015 11:30:00	62	57	59	58
23/11/2015 11:35:00	61	52	57	
23/11/2015 11:40:00	61	51	55	
23/11/2015 11:45:00	63	53	58	
23/11/2015 11:50:00	61	55	59	
23/11/2015 11:55:00	66	56	59	
23/11/2015 12:00:00	63	53	57	57
23/11/2015 12:05:00	61	55	57	
23/11/2015 12:10:00	60	50	55	
23/11/2015 12:15:00	60	55	56	
23/11/2015 12:20:00	63	54	57	
23/11/2015 12:25:00	62	55	57	
23/11/2015 12:30:00	59	52	55	54
23/11/2015 12:35:00	61	52	55	
23/11/2015 12:40:00	60	52	53	
23/11/2015 12:45:00	58	51	54	
23/11/2015 12:50:00	59	53	56	
23/11/2015 12:55:00	58	50	54	
23/11/2015 13:00:00	60	55	58	57
23/11/2015 13:05:00	60	53	54	
23/11/2015 13:10:00	66	58	60	
23/11/2015 13:15:00	59	52	55	
23/11/2015 13:20:00	61	54	57	
23/11/2015 13:25:00	61	51	55	
23/11/2015 13:30:00	60	55	57	58
23/11/2015 13:35:00	66	57	61	
23/11/2015 13:40:00	59	51	54	
23/11/2015 13:45:00	57	51	54	
23/11/2015 13:50:00	56	52	54	
23/11/2015 13:55:00	65	56	60	
23/11/2015 14:00:00	62	55	59	56
23/11/2015 14:05:00	59	51	55	
23/11/2015 14:10:00	59	51	53	
23/11/2015 14:15:00	59	52	56	
23/11/2015 14:20:00	59	54	55	
23/11/2015 14:25:00	58	53	54	
23/11/2015 14:30:00	64	53	58	58
23/11/2015 14:35:00	61	53	55	
23/11/2015 14:40:00	68	55	61	
23/11/2015 14:45:00	57	51	55	
23/11/2015 14:50:00	59	53	54	
23/11/2015 14:55:00	63	54	58	
23/11/2015 15:00:00	57	51	53	56
23/11/2015 15:05:00	59	54	56	
23/11/2015 15:10:00	60	51	54	
23/11/2015 15:15:00	58	53	55	
23/11/2015 15:20:00	65	55	59	
23/11/2015 15:25:00	65	55	57	
23/11/2015 15:30:00	61	52	56	56
23/11/2015 15:35:00	62	53	56	
23/11/2015 15:40:00	62	54	57	

Station: NM2*- Tung Chung Battery

Start time	dB(A)			
	$L_{10\ (5mins)}$	$L_{90(5mins)}$	$L_{eq(5mins)}$	$L_{eq(30mins)}$
23/11/2015 15:45:00	60	53	55	
23/11/2015 15:50:00	64	55	58	
23/11/2015 15:55:00	60	52	55	
23/11/2015 16:00:00	59	53	55	58
23/11/2015 16:05:00	62	55	58	
23/11/2015 16:10:00	65	57	60	
23/11/2015 16:15:00	66	56	60	
23/11/2015 16:20:00	61	53	55	
23/11/2015 16:25:00	66	51	57	
23/11/2015 16:30:00	64	52	56	59
23/11/2015 16:35:00	60	50	55	
23/11/2015 16:40:00	66	56	59	
23/11/2015 16:45:00	61	52	58	
23/11/2015 16:50:00	67	59	62	
23/11/2015 16:55:00	69	56	62	
23/11/2015 17:00:00	60	52	56	57
23/11/2015 17:05:00	61	52	56	
23/11/2015 17:10:00	58	51	54	
23/11/2015 17:15:00	59	50	55	
23/11/2015 17:20:00	64	53	58	
23/11/2015 17:25:00	64	56	59	
23/11/2015 17:30:00	62	55	59	59
23/11/2015 17:35:00	67	55	61	
23/11/2015 17:40:00	64	56	57	
23/11/2015 17:45:00	64	51	57	
23/11/2015 17:50:00	65	56	61	
23/11/2015 17:55:00	67	55	60	
23/11/2015 18:00:00	65	55	59	58
23/11/2015 18:05:00	63	53	58	
23/11/2015 18:10:00	60	52	55	
23/11/2015 18:15:00	62	54	57	
23/11/2015 18:20:00	65	57	59	
23/11/2015 18:25:00	66	55	60	
23/11/2015 18:30:00	64	55	59	58
23/11/2015 18:35:00	66	55	59	
23/11/2015 18:40:00	65	55	57	
23/11/2015 18:45:00	64	54	58	
23/11/2015 18:50:00	64	55	60	
23/11/2015 18:55:00	58	54	55	
24/11/2015 07:00:00	57	49	52	55
24/11/2015 07:05:00	58	48	52	
24/11/2015 07:10:00	57	49	52	
24/11/2015 07:15:00	56	49	53	
24/11/2015 07:20:00	61	54	59	
24/11/2015 07:25:00	60	55	58	
24/11/2015 07:30:00	59	54	56	56
24/11/2015 07:35:00	62	55	57	
24/11/2015 07:40:00	61	53	57	
24/11/2015 07:45:00	61	53	56	
24/11/2015 07:50:00	62	54	54	
24/11/2015 07:55:00	56	52	53	

Station: NM2*- Tung Chung Battery

Start time	dB(A)			
	$L_{10\ (5mins)}$	$L_{90(5mins)}$	$L_{eq(5mins)}$	$L_{eq(30mins)}$
24/11/2015 08:00:00	63	56	58	59
24/11/2015 08:05:00	63	54	57	
24/11/2015 08:10:00	65	54	59	
24/11/2015 08:15:00	66	56	60	
24/11/2015 08:20:00	65	54	59	
24/11/2015 08:25:00	65	53	59	
24/11/2015 08:30:00	62	54	58	58
24/11/2015 08:35:00	64	53	58	
24/11/2015 08:40:00	65	55	59	
24/11/2015 08:45:00	64	54	58	
24/11/2015 08:50:00	66	52	58	
24/11/2015 08:55:00	64	52	57	
24/11/2015 09:00:00	66	55	59	59
24/11/2015 09:05:00	67	53	60	
24/11/2015 09:10:00	63	55	57	
24/11/2015 09:15:00	67	55	60	
24/11/2015 09:20:00	65	54	58	
24/11/2015 09:25:00	65	53	59	
24/11/2015 09:30:00	67	55	60	60
24/11/2015 09:35:00	64	52	59	
24/11/2015 09:40:00	66	54	60	
24/11/2015 09:45:00	67	56	61	
24/11/2015 09:50:00	65	54	60	
24/11/2015 09:55:00	64	53	58	
24/11/2015 10:00:00	64	54	58	58
24/11/2015 10:05:00	66	55	61	
24/11/2015 10:10:00	60	52	54	
24/11/2015 10:15:00	65	54	58	
24/11/2015 10:20:00	66	54	59	
24/11/2015 10:25:00	64	53	57	
24/11/2015 10:30:00	64	55	58	59
24/11/2015 10:35:00	68	54	60	
24/11/2015 10:40:00	67	54	60	
24/11/2015 10:45:00	67	54	60	
24/11/2015 10:50:00	64	53	58	
24/11/2015 10:55:00	67	55	59	
24/11/2015 11:00:00	60	52	56	57
24/11/2015 11:05:00	61	51	55	
24/11/2015 11:10:00	62	53	57	
24/11/2015 11:15:00	63	54	58	
24/11/2015 11:20:00	65	56	59	
24/11/2015 11:25:00	63	54	56	
24/11/2015 11:30:00	62	56	59	59
24/11/2015 11:35:00	70	56	61	
24/11/2015 11:40:00	60	51	56	
24/11/2015 11:45:00	63	53	57	
24/11/2015 11:50:00	64	52	59	
24/11/2015 11:55:00	65	56	59	
24/11/2015 12:00:00	65	52	56	58
24/11/2015 12:05:00	61	54	57	
24/11/2015 12:10:00	66	55	59	

Station: NM2*- Tung Chung Battery

Start time	dB(A)			
	$L_{10\ (5mins)}$	$L_{90(5mins)}$	$L_{eq(5mins)}$	$L_{eq(30mins)}$
24/11/2015 12:15:00	65	55	59	
24/11/2015 12:20:00	64	56	60	
24/11/2015 12:25:00	66	54	58	
24/11/2015 12:30:00	63	55	58	59
24/11/2015 12:35:00	66	53	58	
24/11/2015 12:40:00	68	54	61	
24/11/2015 12:45:00	65	54	58	
24/11/2015 12:50:00	64	53	58	
24/11/2015 12:55:00	70	57	62	
24/11/2015 13:00:00	64	53	59	59
24/11/2015 13:05:00	65	55	58	
24/11/2015 13:10:00	65	55	60	
24/11/2015 13:15:00	65	55	59	
24/11/2015 13:20:00	61	49	55	
24/11/2015 13:25:00	66	54	60	
24/11/2015 13:30:00	64	53	57	58
24/11/2015 13:35:00	61	52	57	
24/11/2015 13:40:00	65	53	58	
24/11/2015 13:45:00	66	56	58	
24/11/2015 13:50:00	65	56	59	
24/11/2015 13:55:00	66	54	57	
24/11/2015 14:00:00	65	57	60	58
24/11/2015 14:05:00	63	53	57	
24/11/2015 14:10:00	69	56	61	
24/11/2015 14:15:00	63	53	58	
24/11/2015 14:20:00	65	54	57	
24/11/2015 14:25:00	62	50	56	
24/11/2015 14:30:00	64	51	55	57
24/11/2015 14:35:00	67	54	60	
24/11/2015 14:40:00	61	51	55	
24/11/2015 14:45:00	62	52	56	
24/11/2015 14:50:00	63	51	56	
24/11/2015 14:55:00	60	53	55	
24/11/2015 15:00:00	62	51	56	59
24/11/2015 15:05:00	62	52	56	
24/11/2015 15:10:00	68	55	60	
24/11/2015 15:15:00	67	55	61	
24/11/2015 15:20:00	65	57	60	
24/11/2015 15:25:00	67	54	60	
24/11/2015 15:30:00	64	54	58	58
24/11/2015 15:35:00	65	53	57	
24/11/2015 15:40:00	61	53	56	
24/11/2015 15:45:00	65	55	60	
24/11/2015 15:50:00	64	53	58	
24/11/2015 15:55:00	62	51	57	
24/11/2015 16:00:00	67	55	59	58
24/11/2015 16:05:00	65	56	60	
24/11/2015 16:10:00	66	54	57	
24/11/2015 16:15:00	65	54	57	
24/11/2015 16:20:00	64	56	58	
24/11/2015 16:25:00	61	54	56	

Station: NM2*- Tung Chung Battery

Start time	dB(A)			
	$L_{10\ (5mins)}$	$L_{90(5mins)}$	$L_{eq(5mins)}$	$L_{eq(30mins)}$
24/11/2015 16:30:00	64	54	59	59
24/11/2015 16:35:00	64	55	59	
24/11/2015 16:40:00	66	55	59	
24/11/2015 16:45:00	64	54	59	
24/11/2015 16:50:00	64	56	59	
24/11/2015 16:55:00	64	53	58	
24/11/2015 17:00:00	67	56	60	60
24/11/2015 17:05:00	66	54	59	
24/11/2015 17:10:00	65	55	60	
24/11/2015 17:15:00	67	57	60	
24/11/2015 17:20:00	66	54	59	
24/11/2015 17:25:00	65	57	60	
24/11/2015 17:30:00	67	56	61	60
24/11/2015 17:35:00	66	56	60	
24/11/2015 17:40:00	63	52	56	
24/11/2015 17:45:00	65	55	60	
24/11/2015 17:50:00	68	53	59	
24/11/2015 17:55:00	68	56	61	
24/11/2015 18:00:00	64	54	58	59
24/11/2015 18:05:00	66	54	60	
24/11/2015 18:10:00	64	55	58	
24/11/2015 18:15:00	66	53	58	
24/11/2015 18:20:00	63	54	60	
24/11/2015 18:25:00	65	54	60	
24/11/2015 18:30:00	66	58	61	59
24/11/2015 18:35:00	64	51	57	
24/11/2015 18:40:00	68	53	61	
24/11/2015 18:45:00	66	51	58	
24/11/2015 18:50:00	65	55	58	
24/11/2015 18:55:00	64	51	55	
25/11/2015 07:00:00	62	51	55	57
25/11/2015 07:05:00	66	56	59	
25/11/2015 07:10:00	60	52	56	
25/11/2015 07:15:00	57	53	55	
25/11/2015 07:20:00	62	53	57	
25/11/2015 07:25:00	60	54	57	
25/11/2015 07:30:00	60	54	57	58
25/11/2015 07:35:00	68	55	60	
25/11/2015 07:40:00	63	53	57	
25/11/2015 07:45:00	65	56	58	
25/11/2015 07:50:00	62	55	57	
25/11/2015 07:55:00	62	52	55	
25/11/2015 08:00:00	67	55	60	59
25/11/2015 08:05:00	64	55	59	
25/11/2015 08:10:00	66	53	58	
25/11/2015 08:15:00	67	56	60	
25/11/2015 08:20:00	67	56	60	
25/11/2015 08:25:00	63	53	58	
25/11/2015 08:30:00	67	57	60	59
25/11/2015 08:35:00	61	54	58	
25/11/2015 08:40:00	68	56	60	

Station: NM2*- Tung Chung Battery

Start time	dB(A)			
	$L_{10\ (5mins)}$	$L_{90(5mins)}$	$L_{eq(5mins)}$	$L_{eq(30mins)}$
25/11/2015 08:45:00	66	55	60	
25/11/2015 08:50:00	64	54	57	
25/11/2015 08:55:00	68	56	61	
25/11/2015 09:00:00	65	57	59	60
25/11/2015 09:05:00	65	57	59	
25/11/2015 09:10:00	65	57	60	
25/11/2015 09:15:00	66	56	59	
25/11/2015 09:20:00	68	57	63	
25/11/2015 09:25:00	66	56	61	
25/11/2015 09:30:00	65	57	60	59
25/11/2015 09:35:00	66	56	59	
25/11/2015 09:40:00	67	55	58	
25/11/2015 09:45:00	65	56	59	
25/11/2015 09:50:00	65	55	58	
25/11/2015 09:55:00	63	55	57	
25/11/2015 10:00:00	67	57	61	61
25/11/2015 10:05:00	65	54	58	
25/11/2015 10:10:00	69	57	62	
25/11/2015 10:15:00	70	58	61	
25/11/2015 10:20:00	65	56	60	
25/11/2015 10:25:00	71	55	62	
25/11/2015 10:30:00	67	57	61	60
25/11/2015 10:35:00	66	58	60	
25/11/2015 10:40:00	69	57	62	
25/11/2015 10:45:00	67	56	60	
25/11/2015 10:50:00	64	56	58	
25/11/2015 10:55:00	65	53	58	
25/11/2015 11:00:00	62	56	57	59
25/11/2015 11:05:00	65	54	58	
25/11/2015 11:10:00	63	55	57	
25/11/2015 11:15:00	68	58	61	
25/11/2015 11:20:00	65	57	60	
25/11/2015 11:25:00	65	57	60	
25/11/2015 11:30:00	68	59	62	62
25/11/2015 11:35:00	70	62	64	
25/11/2015 11:40:00	69	61	63	
25/11/2015 11:45:00	67	59	63	
25/11/2015 11:50:00	62	55	59	
25/11/2015 11:55:00	66	57	61	
25/11/2015 12:00:00	64	57	60	60
25/11/2015 12:05:00	67	56	60	
25/11/2015 12:10:00	64	59	61	
25/11/2015 12:15:00	60	55	58	
25/11/2015 12:20:00	65	56	61	
25/11/2015 12:25:00	68	57	61	
25/11/2015 12:30:00	66	57	60	61
25/11/2015 12:35:00	68	54	60	
25/11/2015 12:40:00	67	57	61	
25/11/2015 12:45:00	70	58	62	
25/11/2015 12:50:00	66	56	61	
25/11/2015 12:55:00	66	57	62	

Station: NM2*- Tung Chung Battery

Start time	dB(A)			
	$L_{10\ (5mins)}$	$L_{90(5mins)}$	$L_{eq(5mins)}$	$L_{eq(30mins)}$
25/11/2015 13:00:00	64	56	61	61
25/11/2015 13:05:00	68	58	62	
25/11/2015 13:10:00	66	57	61	
25/11/2015 13:15:00	69	56	61	
25/11/2015 13:20:00	70	60	63	
25/11/2015 13:25:00	65	56	59	
25/11/2015 13:30:00	65	58	60	62
25/11/2015 13:35:00	67	60	61	
25/11/2015 13:40:00	65	57	60	
25/11/2015 13:45:00	66	58	60	
25/11/2015 13:50:00	68	58	63	
25/11/2015 13:55:00	73	60	66	
25/11/2015 14:00:00	66	59	61	62
25/11/2015 14:05:00	61	57	59	
25/11/2015 14:10:00	71	63	66	
25/11/2015 14:15:00	71	58	62	
25/11/2015 14:20:00	65	58	61	
25/11/2015 14:25:00	65	57	61	
25/11/2015 14:30:00	65	56	60	61
25/11/2015 14:35:00	62	58	59	
25/11/2015 14:40:00	66	58	61	
25/11/2015 14:45:00	66	57	61	
25/11/2015 14:50:00	68	59	61	
25/11/2015 14:55:00	70	57	62	
25/11/2015 15:00:00	67	58	61	60
25/11/2015 15:05:00	60	57	57	
25/11/2015 15:10:00	66	56	60	
25/11/2015 15:15:00	61	56	59	
25/11/2015 15:20:00	64	57	60	
25/11/2015 15:25:00	62	56	60	
25/11/2015 15:30:00	63	57	59	59
25/11/2015 15:35:00	64	58	59	
25/11/2015 15:40:00	67	58	60	
25/11/2015 15:45:00	61	56	58	
25/11/2015 15:50:00	71	58	61	
25/11/2015 15:55:00	63	57	58	
25/11/2015 16:00:00	64	56	59	60
25/11/2015 16:05:00	64	58	60	
25/11/2015 16:10:00	64	57	60	
25/11/2015 16:15:00	65	58	60	
25/11/2015 16:20:00	66	58	61	
25/11/2015 16:25:00	67	58	60	
25/11/2015 16:30:00	67	58	62	62
25/11/2015 16:35:00	65	58	61	
25/11/2015 16:40:00	70	58	63	
25/11/2015 16:45:00	64	56	60	
25/11/2015 16:50:00	67	57	62	
25/11/2015 16:55:00	65	59	61	

Station: NM2*- Tung Chung Battery

Start time	dB(A)			
	$L_{10\ (5mins)}$	$L_{90(5mins)}$	$L_{eq(5mins)}$	$L_{eq(30mins)}$
25/11/2015 17:00:00	60	56	58	61
25/11/2015 17:05:00	62	56	59	
25/11/2015 17:10:00	64	58	61	
25/11/2015 17:15:00	67	59	62	
25/11/2015 17:20:00	65	58	60	
25/11/2015 17:25:00	66	57	62	
25/11/2015 17:30:00	66	58	62	60
25/11/2015 17:35:00	65	58	61	
25/11/2015 17:40:00	63	58	59	
25/11/2015 17:45:00	60	57	58	
25/11/2015 17:50:00	65	57	60	
25/11/2015 17:55:00	66	57	60	
25/11/2015 18:00:00	66	57	61	61
25/11/2015 18:05:00	69	59	63	
25/11/2015 18:10:00	65	58	61	
25/11/2015 18:15:00	65	57	60	
25/11/2015 18:20:00	66	56	61	
25/11/2015 18:25:00	66	57	62	
25/11/2015 18:30:00	66	57	60	61
25/11/2015 18:35:00	67	57	62	
25/11/2015 18:40:00	68	58	60	
25/11/2015 18:45:00	67	56	60	
25/11/2015 18:50:00	65	56	60	
25/11/2015 18:55:00	72	59	63	
26/11/2015 07:00:00	63	51	55	55
26/11/2015 07:05:00	56	51	52	
26/11/2015 07:10:00	55	49	52	
26/11/2015 07:15:00	61	52	56	
26/11/2015 07:20:00	62	54	58	
26/11/2015 07:25:00	62	54	56	
26/11/2015 07:30:00	66	54	60	59
26/11/2015 07:35:00	65	58	60	
26/11/2015 07:40:00	69	57	61	
26/11/2015 07:45:00	64	55	58	
26/11/2015 07:50:00	65	54	58	
26/11/2015 07:55:00	66	55	59	
26/11/2015 08:00:00	60	55	56	60
26/11/2015 08:05:00	65	56	59	
26/11/2015 08:10:00	71	57	63	
26/11/2015 08:15:00	66	56	60	
26/11/2015 08:20:00	64	53	58	
26/11/2015 08:25:00	66	54	60	
26/11/2015 08:30:00	66	55	60	61
26/11/2015 08:35:00	67	56	61	
26/11/2015 08:40:00	66	56	60	
26/11/2015 08:45:00	65	54	59	
26/11/2015 08:50:00	69	56	62	
26/11/2015 08:55:00	66	56	61	

Minimum	53	46	-	53
Maximum	82	63	-	66

Station: NM3A -Site Office

Start time	dB(A)			
	$L_{10\ (5mins)}$	$L_{90(5mins)}$	$L_{eq(5mins)}$	$L_{eq(30mins)}$
09/11/2015 16:00:00	59	55	57	60
09/11/2015 16:05:00	64	55	63	
09/11/2015 16:10:00	59	57	58	
09/11/2015 16:15:00	59	57	58	
09/11/2015 16:20:00	62	58	60	
09/11/2015 16:25:00	60	57	59	
09/11/2015 16:30:00	58	57	57	58
09/11/2015 16:35:00	60	57	58	
09/11/2015 16:40:00	61	58	60	
09/11/2015 16:45:00	59	57	58	
09/11/2015 16:50:00	59	57	58	
09/11/2015 16:55:00	60	57	59	
09/11/2015 17:00:00	66	57	62	60
09/11/2015 17:05:00	65	57	62	
09/11/2015 17:10:00	61	58	59	
09/11/2015 17:15:00	59	56	58	
09/11/2015 17:20:00	59	56	58	
09/11/2015 17:25:00	59	56	57	
09/11/2015 17:30:00	57	54	55	57
09/11/2015 17:35:00	60	54	57	
09/11/2015 17:40:00	59	56	57	
09/11/2015 17:45:00	60	56	58	
09/11/2015 17:50:00	61	53	57	
09/11/2015 17:55:00	59	52	55	
09/11/2015 18:00:00	57	54	56	64
09/11/2015 18:05:00	70	56	65	
09/11/2015 18:10:00	67	55	63	
09/11/2015 18:15:00	69	55	64	
09/11/2015 18:20:00	70	55	66	
09/11/2015 18:25:00	68	53	64	
09/11/2015 18:30:00	66	53	62	64
09/11/2015 18:35:00	70	54	65	
09/11/2015 18:40:00	67	55	64	
09/11/2015 18:45:00	71	52	66	
09/11/2015 18:50:00	69	50	64	
09/11/2015 18:55:00	69	49	64	
10/11/2015 07:00:00	55	53	54	62
10/11/2015 07:05:00	69	55	64	
10/11/2015 07:10:00	64	56	61	
10/11/2015 07:15:00	64	56	60	
10/11/2015 07:20:00	68	57	65	
10/11/2015 07:25:00	65	52	60	
10/11/2015 07:30:00	59	55	57	60
10/11/2015 07:35:00	58	54	56	
10/11/2015 07:40:00	65	55	61	
10/11/2015 07:45:00	67	55	63	
10/11/2015 07:50:00	64	53	60	
10/11/2015 07:55:00	62	51	58	
10/11/2015 08:00:00	68	53	63	64
10/11/2015 08:05:00	65	53	61	
10/11/2015 08:10:00	67	54	64	

Station: NM3A -Site Office

Start time	dB(A)			
	$L_{10\ (5mins)}$	$L_{90(5mins)}$	$L_{eq(5mins)}$	$L_{eq(30mins)}$
10/11/2015 08:15:00	67	54	63	
10/11/2015 08:20:00	69	56	65	
10/11/2015 08:25:00	70	56	66	
10/11/2015 08:30:00	67	55	63	64
10/11/2015 08:35:00	66	55	62	
10/11/2015 08:40:00	70	53	65	
10/11/2015 08:45:00	67	53	63	
10/11/2015 08:50:00	69	55	65	
10/11/2015 08:55:00	69	55	65	
10/11/2015 09:00:00	68	56	64	64
10/11/2015 09:05:00	71	57	67	
10/11/2015 09:10:00	67	57	63	
10/11/2015 09:15:00	66	56	63	
10/11/2015 09:20:00	68	57	64	
10/11/2015 09:25:00	65	56	61	
10/11/2015 09:30:00	65	56	61	65
10/11/2015 09:35:00	68	56	64	
10/11/2015 09:40:00	67	58	64	
10/11/2015 09:45:00	70	57	66	
10/11/2015 09:50:00	71	57	67	
10/11/2015 09:55:00	68	56	64	
10/11/2015 10:00:00	66	56	62	63
10/11/2015 10:05:00	67	58	63	
10/11/2015 10:10:00	67	56	63	
10/11/2015 10:15:00	67	56	63	
10/11/2015 10:20:00	70	57	66	
10/11/2015 10:25:00	65	57	61	
10/11/2015 10:30:00	67	55	63	64
10/11/2015 10:35:00	65	56	62	
10/11/2015 10:40:00	67	55	63	
10/11/2015 10:45:00	68	56	64	
10/11/2015 10:50:00	68	56	64	
10/11/2015 10:55:00	72	57	68	
10/11/2015 11:00:00	66	57	63	64
10/11/2015 11:05:00	67	57	63	
10/11/2015 11:10:00	68	57	64	
10/11/2015 11:15:00	66	57	62	
10/11/2015 11:20:00	69	56	65	
10/11/2015 11:25:00	70	55	65	
10/11/2015 11:30:00	68	57	66	63
10/11/2015 11:35:00	64	55	60	
10/11/2015 11:40:00	69	55	64	
10/11/2015 11:45:00	65	55	61	
10/11/2015 11:50:00	67	55	63	
10/11/2015 11:55:00	66	56	62	
10/11/2015 12:00:00	69	56	64	65
10/11/2015 12:05:00	66	56	62	
10/11/2015 12:10:00	69	57	65	
10/11/2015 12:15:00	67	56	64	
10/11/2015 12:20:00	70	56	66	
10/11/2015 12:25:00	71	55	67	

Station: NM3A -Site Office

Start time	dB(A)			
	$L_{10\ (5mins)}$	$L_{90(5mins)}$	$L_{eq(5mins)}$	$L_{eq(30mins)}$
10/11/2015 12:30:00	68	55	64	65
10/11/2015 12:35:00	69	56	65	
10/11/2015 12:40:00	64	54	60	
10/11/2015 12:45:00	69	57	66	
10/11/2015 12:50:00	71	56	67	
10/11/2015 12:55:00	70	56	65	
10/11/2015 13:00:00	67	56	63	64
10/11/2015 13:05:00	67	56	63	
10/11/2015 13:10:00	67	56	63	
10/11/2015 13:15:00	70	56	66	
10/11/2015 13:20:00	69	55	65	
10/11/2015 13:25:00	70	57	66	
10/11/2015 13:30:00	68	57	64	64
10/11/2015 13:35:00	66	56	62	
10/11/2015 13:40:00	67	56	63	
10/11/2015 13:45:00	68	56	64	
10/11/2015 13:50:00	69	55	65	
10/11/2015 13:55:00	69	56	65	
10/11/2015 14:00:00	69	57	65	63
10/11/2015 14:05:00	66	56	63	
10/11/2015 14:10:00	63	55	59	
10/11/2015 14:15:00	71	57	67	
10/11/2015 14:20:00	67	55	62	
10/11/2015 14:25:00	65	55	61	
10/11/2015 14:30:00	71	56	67	64
10/11/2015 14:35:00	67	57	63	
10/11/2015 14:40:00	69	56	65	
10/11/2015 14:45:00	65	56	62	
10/11/2015 14:50:00	66	56	63	
10/11/2015 14:55:00	69	55	64	
10/11/2015 15:00:00	67	56	65	65
10/11/2015 15:05:00	63	55	59	
10/11/2015 15:10:00	71	55	68	
10/11/2015 15:15:00	69	55	65	
10/11/2015 15:20:00	70	54	65	
10/11/2015 15:25:00	69	55	65	
10/11/2015 15:30:00	70	53	66	65
10/11/2015 15:35:00	69	54	65	
10/11/2015 15:40:00	69	56	66	
10/11/2015 15:45:00	69	57	65	
10/11/2015 15:50:00	64	54	60	
10/11/2015 15:55:00	67	56	64	
10/11/2015 16:00:00	66	55	62	63
10/11/2015 16:05:00	68	56	63	
10/11/2015 16:10:00	65	58	62	
10/11/2015 16:15:00	70	56	65	
10/11/2015 16:20:00	66	56	62	
10/11/2015 16:25:00	64	55	60	
10/11/2015 16:30:00	66	56	62	64
10/11/2015 16:35:00	66	54	62	
10/11/2015 16:40:00	67	56	63	

Station: NM3A -Site Office

Start time	dB(A)			
	$L_{10\ (5mins)}$	$L_{90(5mins)}$	$L_{eq(5mins)}$	$L_{eq(30mins)}$
10/11/2015 16:45:00	69	56	65	
10/11/2015 16:50:00	71	55	68	
10/11/2015 16:55:00	68	57	63	
10/11/2015 17:00:00	66	55	62	64
10/11/2015 17:05:00	69	55	65	
10/11/2015 17:10:00	71	56	66	
10/11/2015 17:15:00	67	54	63	
10/11/2015 17:20:00	68	54	65	
10/11/2015 17:25:00	67	54	63	
10/11/2015 17:30:00	71	53	67	65
10/11/2015 17:35:00	68	53	64	
10/11/2015 17:40:00	70	53	66	
10/11/2015 17:45:00	68	52	63	
10/11/2015 17:50:00	70	54	66	
10/11/2015 17:55:00	71	52	66	
10/11/2015 18:00:00	70	54	65	64
10/11/2015 18:05:00	68	55	64	
10/11/2015 18:10:00	67	52	63	
10/11/2015 18:15:00	68	51	63	
10/11/2015 18:20:00	68	52	63	
10/11/2015 18:25:00	70	52	66	
10/11/2015 18:30:00	67	52	63	64
10/11/2015 18:35:00	67	53	63	
10/11/2015 18:40:00	70	52	65	
10/11/2015 18:45:00	70	51	66	
10/11/2015 18:50:00	65	50	60	
10/11/2015 18:55:00	69	50	64	
11/11/2015 07:00:00	67	56	64	62
11/11/2015 07:05:00	60	55	58	
11/11/2015 07:10:00	59	56	58	
11/11/2015 07:15:00	61	56	59	
11/11/2015 07:20:00	67	56	64	
11/11/2015 07:25:00	68	55	64	
11/11/2015 07:30:00	63	54	59	61
11/11/2015 07:35:00	65	55	62	
11/11/2015 07:40:00	65	55	61	
11/11/2015 07:45:00	66	55	62	
11/11/2015 07:50:00	66	54	62	
11/11/2015 07:55:00	64	54	60	
11/11/2015 08:00:00	65	54	60	62
11/11/2015 08:05:00	66	55	61	
11/11/2015 08:10:00	63	56	60	
11/11/2015 08:15:00	68	58	65	
11/11/2015 08:20:00	64	56	60	
11/11/2015 08:25:00	68	56	64	
11/11/2015 08:30:00	68	57	64	64
11/11/2015 08:35:00	67	58	63	
11/11/2015 08:40:00	67	57	63	
11/11/2015 08:45:00	70	58	66	
11/11/2015 08:50:00	66	59	64	
11/11/2015 08:55:00	68	58	64	

Station: NM3A -Site Office

Start time	dB(A)			
	$L_{10\ (5mins)}$	$L_{90(5mins)}$	$L_{eq(5mins)}$	$L_{eq(30mins)}$
11/11/2015 09:00:00	68	58	64	65
11/11/2015 09:05:00	71	58	67	
11/11/2015 09:10:00	70	59	65	
11/11/2015 09:15:00	70	59	66	
11/11/2015 09:20:00	67	58	63	
11/11/2015 09:25:00	67	58	63	
11/11/2015 09:30:00	70	59	66	65
11/11/2015 09:35:00	69	58	65	
11/11/2015 09:40:00	68	58	64	
11/11/2015 09:45:00	68	57	64	
11/11/2015 09:50:00	70	58	66	
11/11/2015 09:55:00	66	57	62	
11/11/2015 10:00:00	72	58	67	65
11/11/2015 10:05:00	66	58	62	
11/11/2015 10:10:00	71	57	66	
11/11/2015 10:15:00	69	57	65	
11/11/2015 10:20:00	63	58	61	
11/11/2015 10:25:00	66	58	62	
11/11/2015 10:30:00	67	59	64	65
11/11/2015 10:35:00	70	59	65	
11/11/2015 10:40:00	68	58	64	
11/11/2015 10:45:00	70	58	66	
11/11/2015 10:50:00	70	59	66	
11/11/2015 10:55:00	68	57	64	
11/11/2015 11:00:00	63	56	60	63
11/11/2015 11:05:00	66	57	64	
11/11/2015 11:10:00	67	57	63	
11/11/2015 11:15:00	64	57	61	
11/11/2015 11:20:00	68	58	65	
11/11/2015 11:25:00	68	57	64	
11/11/2015 11:30:00	67	59	64	65
11/11/2015 11:35:00	73	58	68	
11/11/2015 11:40:00	63	57	61	
11/11/2015 11:45:00	69	57	65	
11/11/2015 11:50:00	67	58	63	
11/11/2015 11:55:00	67	58	64	
11/11/2015 12:00:00	69	58	66	64
11/11/2015 12:05:00	68	58	64	
11/11/2015 12:10:00	70	58	65	
11/11/2015 12:15:00	68	58	64	
11/11/2015 12:20:00	66	56	63	
11/11/2015 12:25:00	67	56	63	
11/11/2015 12:30:00	67	56	63	64
11/11/2015 12:35:00	64	55	60	
11/11/2015 12:40:00	69	56	66	
11/11/2015 12:45:00	71	59	67	
11/11/2015 12:50:00	68	58	64	
11/11/2015 12:55:00	68	57	64	
11/11/2015 13:00:00	67	57	63	63
11/11/2015 13:05:00	68	57	64	
11/11/2015 13:10:00	63	55	60	

Station: NM3A -Site Office

Start time	dB(A)			
	$L_{10\ (5mins)}$	$L_{90(5mins)}$	$L_{eq(5mins)}$	$L_{eq(30mins)}$
11/11/2015 13:15:00	67	56	63	
11/11/2015 13:20:00	67	56	62	
11/11/2015 13:25:00	69	57	65	
11/11/2015 13:30:00	69	56	65	65
11/11/2015 13:35:00	66	56	62	
11/11/2015 13:40:00	74	56	69	
11/11/2015 13:45:00	69	56	65	
11/11/2015 13:50:00	70	56	65	
11/11/2015 13:55:00	67	57	63	
11/11/2015 14:00:00	68	57	64	64
11/11/2015 14:05:00	68	56	63	
11/11/2015 14:10:00	63	56	60	
11/11/2015 14:15:00	66	57	63	
11/11/2015 14:20:00	69	57	65	
11/11/2015 14:25:00	69	57	65	
11/11/2015 14:30:00	67	56	62	63
11/11/2015 14:35:00	66	55	62	
11/11/2015 14:40:00	69	56	65	
11/11/2015 14:45:00	67	55	63	
11/11/2015 14:50:00	66	55	62	
11/11/2015 14:55:00	66	56	62	
11/11/2015 15:00:00	69	55	64	65
11/11/2015 15:05:00	67	54	63	
11/11/2015 15:10:00	66	55	62	
11/11/2015 15:15:00	68	56	64	
11/11/2015 15:20:00	73	57	68	
11/11/2015 15:25:00	71	56	67	
11/11/2015 15:30:00	68	55	64	63
11/11/2015 15:35:00	67	55	62	
11/11/2015 15:40:00	69	55	65	
11/11/2015 15:45:00	65	55	61	
11/11/2015 15:50:00	68	55	63	
11/11/2015 15:55:00	65	55	61	
11/11/2015 16:00:00	69	55	65	64
11/11/2015 16:05:00	72	56	67	
11/11/2015 16:10:00	58	56	57	
11/11/2015 16:15:00	67	56	62	
11/11/2015 16:20:00	68	57	63	
11/11/2015 16:25:00	66	56	61	
11/11/2015 16:30:00	66	56	62	65
11/11/2015 16:35:00	69	56	65	
11/11/2015 16:40:00	69	56	65	
11/11/2015 16:45:00	64	55	61	
11/11/2015 16:50:00	70	56	66	
11/11/2015 16:55:00	72	57	68	
11/11/2015 17:00:00	67	57	64	65
11/11/2015 17:05:00	70	57	65	
11/11/2015 17:10:00	65	57	62	
11/11/2015 17:15:00	73	56	69	
11/11/2015 17:20:00	65	56	62	
11/11/2015 17:25:00	68	56	64	

Station: NM3A -Site Office

Start time	dB(A)			
	$L_{10\ (5mins)}$	$L_{90(5mins)}$	$L_{eq(5mins)}$	$L_{eq(30mins)}$
11/11/2015 17:30:00	71	57	66	65
11/11/2015 17:35:00	68	56	64	
11/11/2015 17:40:00	71	56	67	
11/11/2015 17:45:00	66	55	62	
11/11/2015 17:50:00	68	54	63	
11/11/2015 17:55:00	68	54	66	
11/11/2015 18:00:00	70	55	66	64
11/11/2015 18:05:00	71	54	66	
11/11/2015 18:10:00	70	55	66	
11/11/2015 18:15:00	62	55	59	
11/11/2015 18:20:00	68	55	64	
11/11/2015 18:25:00	66	54	62	
11/11/2015 18:30:00	69	55	64	64
11/11/2015 18:35:00	69	55	64	
11/11/2015 18:40:00	67	57	63	
11/11/2015 18:45:00	67	55	63	
11/11/2015 18:50:00	69	55	65	
11/11/2015 18:55:00	67	53	63	
12/11/2015 07:00:00	57	52	55	57
12/11/2015 07:05:00	57	53	55	
12/11/2015 07:10:00	59	55	57	
12/11/2015 07:15:00	61	55	58	
12/11/2015 07:20:00	59	55	57	
12/11/2015 07:25:00	61	54	58	
12/11/2015 07:30:00	58	54	56	57
12/11/2015 07:35:00	60	54	57	
12/11/2015 07:40:00	58	54	56	
12/11/2015 07:45:00	60	54	58	
12/11/2015 07:50:00	60	53	57	
12/11/2015 07:55:00	56	53	54	
12/11/2015 08:00:00	59	53	57	58
12/11/2015 08:05:00	59	54	57	
12/11/2015 08:10:00	62	56	60	
12/11/2015 08:15:00	59	54	57	
12/11/2015 08:20:00	61	56	59	
12/11/2015 08:25:00	61	56	58	
12/11/2015 08:30:00	60	56	58	58
12/11/2015 08:35:00	57	54	56	
12/11/2015 08:40:00	61	55	58	
12/11/2015 08:45:00	60	55	58	
12/11/2015 08:50:00	60	56	58	
12/11/2015 08:55:00	62	56	59	
12/11/2015 09:00:00	65	56	64	63
12/11/2015 09:05:00	60	56	58	
12/11/2015 09:10:00	60	56	58	
12/11/2015 09:15:00	67	57	63	
12/11/2015 09:20:00	68	57	64	
12/11/2015 09:25:00	68	57	64	
12/11/2015 09:30:00	69	57	65	65
12/11/2015 09:35:00	70	57	66	
12/11/2015 09:40:00	69	57	65	

Station: NM3A -Site Office

Start time	dB(A)			
	$L_{10\ (5mins)}$	$L_{90(5mins)}$	$L_{eq(5mins)}$	$L_{eq(30mins)}$
12/11/2015 09:45:00	67	57	63	
12/11/2015 09:50:00	69	57	65	
12/11/2015 09:55:00	67	57	63	
12/11/2015 10:00:00	70	57	65	66
12/11/2015 10:05:00	67	57	63	
12/11/2015 10:10:00	68	57	64	
12/11/2015 10:15:00	69	57	65	
12/11/2015 10:20:00	74	57	69	
12/11/2015 10:25:00	69	57	65	
12/11/2015 10:30:00	68	57	64	65
12/11/2015 10:35:00	69	59	66	
12/11/2015 10:40:00	71	58	66	
12/11/2015 10:45:00	66	56	63	
12/11/2015 10:50:00	67	57	63	
12/11/2015 10:55:00	67	56	63	
12/11/2015 11:00:00	67	57	64	64
12/11/2015 11:05:00	67	58	64	
12/11/2015 11:10:00	69	57	65	
12/11/2015 11:15:00	66	57	63	
12/11/2015 11:20:00	68	58	64	
12/11/2015 11:25:00	70	58	66	
12/11/2015 11:30:00	67	58	64	65
12/11/2015 11:35:00	72	57	68	
12/11/2015 11:40:00	66	58	63	
12/11/2015 11:45:00	67	57	63	
12/11/2015 11:50:00	68	56	65	
12/11/2015 11:55:00	68	57	66	
12/11/2015 12:00:00	66	56	62	63
12/11/2015 12:05:00	68	56	64	
12/11/2015 12:10:00	65	56	62	
12/11/2015 12:15:00	66	56	62	
12/11/2015 12:20:00	70	55	65	
12/11/2015 12:25:00	68	55	63	
12/11/2015 12:30:00	67	56	63	65
12/11/2015 12:35:00	70	56	66	
12/11/2015 12:40:00	70	56	66	
12/11/2015 12:45:00	70	57	66	
12/11/2015 12:50:00	65	55	62	
12/11/2015 12:55:00	71	56	67	
12/11/2015 13:00:00	67	56	63	63
12/11/2015 13:05:00	66	56	62	
12/11/2015 13:10:00	67	56	63	
12/11/2015 13:15:00	67	55	62	
12/11/2015 13:20:00	69	56	65	
12/11/2015 13:25:00	68	56	65	
12/11/2015 13:30:00	68	56	64	64
12/11/2015 13:35:00	70	57	66	
12/11/2015 13:40:00	68	56	64	
12/11/2015 13:45:00	66	55	62	
12/11/2015 13:50:00	66	54	61	
12/11/2015 13:55:00	67	55	63	

Station: NM3A -Site Office

Start time	dB(A)			
	$L_{10\ (5mins)}$	$L_{90(5mins)}$	$L_{eq(5mins)}$	$L_{eq(30mins)}$
12/11/2015 14:00:00	67	55	65	64
12/11/2015 14:05:00	67	55	63	
12/11/2015 14:10:00	70	53	65	
12/11/2015 14:15:00	66	54	62	
12/11/2015 14:20:00	67	54	63	
12/11/2015 14:25:00	68	54	63	
12/11/2015 14:30:00	66	53	62	64
12/11/2015 14:35:00	69	55	64	
12/11/2015 14:40:00	68	55	63	
12/11/2015 14:45:00	68	56	65	
12/11/2015 14:50:00	70	54	65	
12/11/2015 14:55:00	70	55	66	
12/11/2015 15:00:00	64	54	60	64
12/11/2015 15:05:00	63	54	60	
12/11/2015 15:10:00	71	55	66	
12/11/2015 15:15:00	68	56	63	
12/11/2015 15:20:00	68	57	64	
12/11/2015 15:25:00	70	58	66	
12/11/2015 15:30:00	69	57	65	66
12/11/2015 15:35:00	70	55	65	
12/11/2015 15:40:00	68	54	64	
12/11/2015 15:45:00	74	55	69	
12/11/2015 15:50:00	72	54	68	
12/11/2015 15:55:00	68	54	64	
12/11/2015 16:00:00	65	55	63	63
12/11/2015 16:05:00	68	54	63	
12/11/2015 16:10:00	68	53	64	
12/11/2015 16:15:00	66	56	62	
12/11/2015 16:20:00	66	54	61	
12/11/2015 16:25:00	69	54	64	
12/11/2015 16:30:00	69	57	64	63
12/11/2015 16:35:00	68	53	63	
12/11/2015 16:40:00	64	54	60	
12/11/2015 16:45:00	66	54	61	
12/11/2015 16:50:00	70	56	66	
12/11/2015 16:55:00	67	54	63	
12/11/2015 17:00:00	72	55	67	64
12/11/2015 17:05:00	68	56	63	
12/11/2015 17:10:00	69	56	65	
12/11/2015 17:15:00	66	55	62	
12/11/2015 17:20:00	68	55	64	
12/11/2015 17:25:00	67	55	63	
12/11/2015 17:30:00	70	55	66	65
12/11/2015 17:35:00	68	54	64	
12/11/2015 17:40:00	67	55	63	
12/11/2015 17:45:00	69	56	64	
12/11/2015 17:50:00	71	56	67	
12/11/2015 17:55:00	69	55	65	
12/11/2015 18:00:00	64	54	62	64
12/11/2015 18:05:00	69	54	65	
12/11/2015 18:10:00	66	54	62	

Station: NM3A -Site Office

Start time	dB(A)			
	$L_{10\ (5mins)}$	$L_{90(5mins)}$	$L_{eq(5mins)}$	$L_{eq(30mins)}$
12/11/2015 18:15:00	68	53	63	
12/11/2015 18:20:00	71	53	67	
12/11/2015 18:25:00	70	55	65	
12/11/2015 18:30:00	65	55	61	63
12/11/2015 18:35:00	66	55	63	
12/11/2015 18:40:00	69	57	65	
12/11/2015 18:45:00	67	55	63	
12/11/2015 18:50:00	69	54	65	
12/11/2015 18:55:00	67	53	63	
13/11/2015 07:00:00	55	51	53	54
13/11/2015 07:05:00	58	51	55	
13/11/2015 07:10:00	55	53	54	
13/11/2015 07:15:00	57	52	55	
13/11/2015 07:20:00	57	52	55	
13/11/2015 07:25:00	56	50	53	
13/11/2015 07:30:00	56	52	54	56
13/11/2015 07:35:00	61	53	58	
13/11/2015 07:40:00	57	50	54	
13/11/2015 07:45:00	57	52	55	
13/11/2015 07:50:00	58	52	56	
13/11/2015 07:55:00	58	51	55	
13/11/2015 08:00:00	57	50	54	57
13/11/2015 08:05:00	59	53	57	
13/11/2015 08:10:00	63	51	58	
13/11/2015 08:15:00	58	50	54	
13/11/2015 08:20:00	59	52	57	
13/11/2015 08:25:00	59	52	56	
13/11/2015 08:30:00	60	53	57	59
13/11/2015 08:35:00	64	54	63	
13/11/2015 08:40:00	60	52	57	
13/11/2015 08:45:00	56	52	54	
13/11/2015 08:50:00	60	55	58	
13/11/2015 08:55:00	64	57	61	
13/11/2015 09:00:00	64	57	61	63
13/11/2015 09:05:00	68	57	64	
13/11/2015 09:10:00	67	56	64	
13/11/2015 09:15:00	68	56	64	
13/11/2015 09:20:00	67	56	62	
13/11/2015 09:25:00	68	55	64	
13/11/2015 09:30:00	68	55	63	64
13/11/2015 09:35:00	68	56	64	
13/11/2015 09:40:00	70	58	66	
13/11/2015 09:45:00	68	57	64	
13/11/2015 09:50:00	68	58	64	
13/11/2015 09:55:00	67	57	63	
13/11/2015 10:00:00	68	58	65	66
13/11/2015 10:05:00	70	60	66	
13/11/2015 10:10:00	70	58	67	
13/11/2015 10:15:00	71	57	66	
13/11/2015 10:20:00	67	57	63	
13/11/2015 10:25:00	69	57	67	

Station: NM3A -Site Office

Start time	dB(A)			
	$L_{10\ (5mins)}$	$L_{90(5mins)}$	$L_{eq(5mins)}$	$L_{eq(30mins)}$
13/11/2015 10:30:00	69	57	65	64
13/11/2015 10:35:00	70	57	66	
13/11/2015 10:40:00	67	57	65	
13/11/2015 10:45:00	68	57	64	
13/11/2015 10:50:00	67	55	62	
13/11/2015 10:55:00	67	55	63	
13/11/2015 11:00:00	70	55	65	65
13/11/2015 11:05:00	68	57	64	
13/11/2015 11:10:00	71	55	67	
13/11/2015 11:15:00	68	55	63	
13/11/2015 11:20:00	71	56	66	
13/11/2015 11:25:00	66	55	62	
13/11/2015 11:30:00	65	55	61	64
13/11/2015 11:35:00	65	54	61	
13/11/2015 11:40:00	68	56	65	
13/11/2015 11:45:00	66	55	62	
13/11/2015 11:50:00	74	55	68	
13/11/2015 11:55:00	65	54	62	
13/11/2015 12:00:00	69	55	64	64
13/11/2015 12:05:00	67	55	63	
13/11/2015 12:10:00	65	55	61	
13/11/2015 12:15:00	66	55	62	
13/11/2015 12:20:00	70	57	68	
13/11/2015 12:25:00	68	54	65	
13/11/2015 12:30:00	68	55	64	64
13/11/2015 12:35:00	69	54	64	
13/11/2015 12:40:00	68	54	63	
13/11/2015 12:45:00	67	54	63	
13/11/2015 12:50:00	68	54	63	
13/11/2015 12:55:00	68	55	67	
13/11/2015 13:00:00	66	55	61	64
13/11/2015 13:05:00	67	57	66	
13/11/2015 13:10:00	66	56	62	
13/11/2015 13:15:00	67	55	64	
13/11/2015 13:20:00	64	56	61	
13/11/2015 13:25:00	70	57	68	
13/11/2015 13:30:00	66	57	63	63
13/11/2015 13:35:00	68	57	64	
13/11/2015 13:40:00	68	57	64	
13/11/2015 13:45:00	69	56	65	
13/11/2015 13:50:00	67	57	63	
13/11/2015 13:55:00	63	56	60	
13/11/2015 14:00:00	66	57	63	63
13/11/2015 14:05:00	69	56	66	
13/11/2015 14:10:00	66	57	63	
13/11/2015 14:15:00	66	57	62	
13/11/2015 14:20:00	66	57	63	
13/11/2015 14:25:00	67	58	63	
13/11/2015 14:30:00	66	56	62	64
13/11/2015 14:35:00	68	58	64	
13/11/2015 14:40:00	66	56	63	

Station: NM3A -Site Office

Start time	dB(A)			
	$L_{10\ (5mins)}$	$L_{90(5mins)}$	$L_{eq(5mins)}$	$L_{eq(30mins)}$
13/11/2015 14:45:00	67	57	64	
13/11/2015 14:50:00	67	58	64	
13/11/2015 14:55:00	68	57	64	
13/11/2015 15:00:00	67	58	63	65
13/11/2015 15:05:00	69	57	67	
13/11/2015 15:10:00	66	57	63	
13/11/2015 15:15:00	69	56	64	
13/11/2015 15:20:00	71	56	66	
13/11/2015 15:25:00	68	55	63	
13/11/2015 15:30:00	67	55	63	64
13/11/2015 15:35:00	67	56	63	
13/11/2015 15:40:00	67	57	64	
13/11/2015 15:45:00	70	60	66	
13/11/2015 15:50:00	66	59	63	
13/11/2015 15:55:00	68	58	65	
13/11/2015 16:00:00	70	63	67	65
13/11/2015 16:05:00	68	60	65	
13/11/2015 16:10:00	66	59	62	
13/11/2015 16:15:00	74	59	68	
13/11/2015 16:20:00	64	58	62	
13/11/2015 16:25:00	65	59	62	
13/11/2015 16:30:00	66	58	63	66
13/11/2015 16:35:00	66	58	63	
13/11/2015 16:40:00	71	61	67	
13/11/2015 16:45:00	70	61	66	
13/11/2015 16:50:00	72	59	67	
13/11/2015 16:55:00	73	59	68	
13/11/2015 17:00:00	71	58	66	66
13/11/2015 17:05:00	70	59	66	
13/11/2015 17:10:00	74	58	69	
13/11/2015 17:15:00	72	58	67	
13/11/2015 17:20:00	63	58	61	
13/11/2015 17:25:00	67	56	63	
13/11/2015 17:30:00	73	58	68	65
13/11/2015 17:35:00	70	59	66	
13/11/2015 17:40:00	65	56	61	
13/11/2015 17:45:00	71	55	66	
13/11/2015 17:50:00	67	59	63	
13/11/2015 17:55:00	65	55	61	
13/11/2015 18:00:00	67	53	62	64
13/11/2015 18:05:00	69	52	64	
13/11/2015 18:10:00	70	54	65	
13/11/2015 18:15:00	70	55	66	
13/11/2015 18:20:00	68	52	63	
13/11/2015 18:25:00	68	52	63	
13/11/2015 18:30:00	65	52	61	64
13/11/2015 18:35:00	68	54	64	
13/11/2015 18:40:00	67	53	62	
13/11/2015 18:45:00	68	55	65	
13/11/2015 18:50:00	68	52	64	
13/11/2015 18:55:00	70	50	65	

Station: NM3A -Site Office

Start time	dB(A)			
	$L_{10\ (5mins)}$	$L_{90(5mins)}$	$L_{eq(5mins)}$	$L_{eq(30mins)}$
14/11/2015 07:00:00	54	52	54	63
14/11/2015 07:05:00	61	53	58	
14/11/2015 07:10:00	67	54	65	
14/11/2015 07:15:00	65	54	61	
14/11/2015 07:20:00	63	53	60	
14/11/2015 07:25:00	68	57	67	
14/11/2015 07:30:00	60	53	58	60
14/11/2015 07:35:00	66	53	62	
14/11/2015 07:40:00	56	52	54	
14/11/2015 07:45:00	64	52	60	
14/11/2015 07:50:00	66	51	61	
14/11/2015 07:55:00	67	49	62	
14/11/2015 08:00:00	59	52	56	64
14/11/2015 08:05:00	68	53	64	
14/11/2015 08:10:00	68	53	64	
14/11/2015 08:15:00	69	54	65	
14/11/2015 08:20:00	69	52	64	
14/11/2015 08:25:00	69	53	65	
14/11/2015 08:30:00	69	54	64	62
14/11/2015 08:35:00	67	53	63	
14/11/2015 08:40:00	63	52	58	
14/11/2015 08:45:00	54	52	53	
14/11/2015 08:50:00	69	54	64	
14/11/2015 08:55:00	67	54	62	
14/11/2015 09:00:00	66	55	62	63
14/11/2015 09:05:00	68	58	64	
14/11/2015 09:10:00	68	55	64	
14/11/2015 09:15:00	66	54	62	
14/11/2015 09:20:00	68	54	63	
14/11/2015 09:25:00	69	55	64	
14/11/2015 09:30:00	68	53	64	64
14/11/2015 09:35:00	69	53	64	
14/11/2015 09:40:00	69	52	65	
14/11/2015 09:45:00	69	52	66	
14/11/2015 09:50:00	68	52	64	
14/11/2015 09:55:00	70	52	65	
14/11/2015 10:00:00	70	52	65	66
14/11/2015 10:05:00	73	53	68	
14/11/2015 10:10:00	72	54	67	
14/11/2015 10:15:00	71	54	66	
14/11/2015 10:20:00	70	52	65	
14/11/2015 10:25:00	66	54	62	
14/11/2015 10:30:00	69	57	65	65
14/11/2015 10:35:00	71	57	67	
14/11/2015 10:40:00	71	56	66	
14/11/2015 10:45:00	69	55	64	
14/11/2015 10:50:00	71	54	66	
14/11/2015 10:55:00	67	53	63	
14/11/2015 11:00:00	68	52	62	64
14/11/2015 11:05:00	70	53	64	
14/11/2015 11:10:00	69	52	64	

Station: NM3A -Site Office

Start time	dB(A)			
	$L_{10\ (5mins)}$	$L_{90(5mins)}$	$L_{eq(5mins)}$	$L_{eq(30mins)}$
14/11/2015 11:15:00	68	53	65	
14/11/2015 11:20:00	69	55	64	
14/11/2015 11:25:00	66	52	61	
14/11/2015 11:30:00	66	54	62	63
14/11/2015 11:35:00	70	53	65	
14/11/2015 11:40:00	66	56	62	
14/11/2015 11:45:00	65	55	61	
14/11/2015 11:50:00	68	53	65	
14/11/2015 11:55:00	68	53	63	
14/11/2015 12:00:00	68	55	63	65
14/11/2015 12:05:00	70	56	66	
14/11/2015 12:10:00	70	53	65	
14/11/2015 12:15:00	69	55	65	
14/11/2015 12:20:00	71	53	65	
14/11/2015 12:25:00	71	52	66	
14/11/2015 12:30:00	67	51	62	63
14/11/2015 12:35:00	67	52	63	
14/11/2015 12:40:00	67	52	63	
14/11/2015 12:45:00	68	54	64	
14/11/2015 12:50:00	68	52	63	
14/11/2015 12:55:00	67	53	62	
14/11/2015 13:00:00	67	54	63	65
14/11/2015 13:05:00	70	55	66	
14/11/2015 13:10:00	68	55	64	
14/11/2015 13:15:00	71	55	66	
14/11/2015 13:20:00	70	56	65	
14/11/2015 13:25:00	68	57	64	
14/11/2015 13:30:00	67	55	63	63
14/11/2015 13:35:00	67	53	63	
14/11/2015 13:40:00	67	53	63	
14/11/2015 13:45:00	68	54	64	
14/11/2015 13:50:00	66	53	62	
14/11/2015 13:55:00	69	53	65	
14/11/2015 14:00:00	70	56	65	63
14/11/2015 14:05:00	69	55	64	
14/11/2015 14:10:00	62	52	59	
14/11/2015 14:15:00	69	53	65	
14/11/2015 14:20:00	67	54	63	
14/11/2015 14:25:00	64	57	61	
14/11/2015 14:30:00	63	53	59	63
14/11/2015 14:35:00	67	53	62	
14/11/2015 14:40:00	69	54	64	
14/11/2015 14:45:00	69	54	64	
14/11/2015 14:50:00	68	52	63	
14/11/2015 14:55:00	66	52	62	
14/11/2015 15:00:00	67	57	64	63
14/11/2015 15:05:00	70	53	66	
14/11/2015 15:10:00	68	52	64	
14/11/2015 15:15:00	64	52	59	
14/11/2015 15:20:00	66	53	61	
14/11/2015 15:25:00	69	51	64	

Station: NM3A -Site Office

Start time	dB(A)			
	$L_{10\ (5mins)}$	$L_{90(5mins)}$	$L_{eq(5mins)}$	$L_{eq(30mins)}$
14/11/2015 15:30:00	68	52	63	64
14/11/2015 15:35:00	70	51	65	
14/11/2015 15:40:00	70	52	65	
14/11/2015 15:45:00	67	53	63	
14/11/2015 15:50:00	69	53	65	
14/11/2015 15:55:00	67	53	64	
14/11/2015 16:00:00	67	51	62	64
14/11/2015 16:05:00	62	52	58	
14/11/2015 16:10:00	65	52	60	
14/11/2015 16:15:00	70	57	66	
14/11/2015 16:20:00	67	53	62	
14/11/2015 16:25:00	72	55	67	
14/11/2015 16:30:00	65	53	60	64
14/11/2015 16:35:00	69	54	64	
14/11/2015 16:40:00	70	58	65	
14/11/2015 16:45:00	70	54	65	
14/11/2015 16:50:00	67	52	63	
14/11/2015 16:55:00	67	52	63	
14/11/2015 17:00:00	69	51	65	65
14/11/2015 17:05:00	67	50	62	
14/11/2015 17:10:00	71	53	66	
14/11/2015 17:15:00	69	53	65	
14/11/2015 17:20:00	69	50	64	
14/11/2015 17:25:00	70	52	67	
14/11/2015 17:30:00	72	51	67	65
14/11/2015 17:35:00	71	54	65	
14/11/2015 17:40:00	67	53	62	
14/11/2015 17:45:00	71	56	67	
14/11/2015 17:50:00	67	53	61	
14/11/2015 17:55:00	66	54	61	
14/11/2015 18:00:00	68	56	66	65
14/11/2015 18:05:00	67	53	61	
14/11/2015 18:10:00	69	54	65	
14/11/2015 18:15:00	67	54	63	
14/11/2015 18:20:00	71	52	66	
14/11/2015 18:25:00	70	54	65	
14/11/2015 18:30:00	67	51	62	64
14/11/2015 18:35:00	66	52	62	
14/11/2015 18:40:00	69	55	65	
14/11/2015 18:45:00	72	54	67	
14/11/2015 18:50:00	69	53	64	
14/11/2015 18:55:00	66	52	62	
16/11/2015 07:00:00	55	51	54	55
16/11/2015 07:05:00	57	50	55	
16/11/2015 07:10:00	57	53	55	
16/11/2015 07:15:00	56	52	54	
16/11/2015 07:20:00	57	50	54	
16/11/2015 07:25:00	61	48	56	
16/11/2015 07:30:00	66	54	61	58
16/11/2015 07:35:00	56	51	54	
16/11/2015 07:40:00	58	49	54	

Station: NM3A -Site Office

Start time	dB(A)			
	$L_{10\ (5mins)}$	$L_{90(5mins)}$	$L_{eq(5mins)}$	$L_{eq(30mins)}$
16/11/2015 07:45:00	61	50	58	
16/11/2015 07:50:00	61	51	57	
16/11/2015 07:55:00	64	50	59	
16/11/2015 08:00:00	65	50	61	63
16/11/2015 08:05:00	67	51	62	
16/11/2015 08:10:00	66	52	62	
16/11/2015 08:15:00	69	55	65	
16/11/2015 08:20:00	66	52	62	
16/11/2015 08:25:00	67	51	63	
16/11/2015 08:30:00	68	53	64	62
16/11/2015 08:35:00	67	53	63	
16/11/2015 08:40:00	62	52	58	
16/11/2015 08:45:00	68	54	63	
16/11/2015 08:50:00	66	57	62	
16/11/2015 08:55:00	66	56	63	
16/11/2015 09:00:00	67	57	63	65
16/11/2015 09:05:00	69	57	65	
16/11/2015 09:10:00	68	57	64	
16/11/2015 09:15:00	68	57	66	
16/11/2015 09:20:00	67	58	64	
16/11/2015 09:25:00	71	56	66	
16/11/2015 09:30:00	67	56	63	64
16/11/2015 09:35:00	66	54	64	
16/11/2015 09:40:00	68	55	64	
16/11/2015 09:45:00	70	58	66	
16/11/2015 09:50:00	64	54	60	
16/11/2015 09:55:00	69	54	65	
16/11/2015 10:00:00	67	54	63	64
16/11/2015 10:05:00	70	55	65	
16/11/2015 10:10:00	65	55	61	
16/11/2015 10:15:00	69	55	65	
16/11/2015 10:20:00	67	60	64	
16/11/2015 10:25:00	68	57	63	
16/11/2015 10:30:00	67	55	63	64
16/11/2015 10:35:00	66	57	63	
16/11/2015 10:40:00	69	57	65	
16/11/2015 10:45:00	68	56	64	
16/11/2015 10:50:00	68	55	64	
16/11/2015 10:55:00	68	54	64	
16/11/2015 11:00:00	69	55	65	65
16/11/2015 11:05:00	65	55	61	
16/11/2015 11:10:00	68	55	64	
16/11/2015 11:15:00	67	55	62	
16/11/2015 11:20:00	72	57	67	
16/11/2015 11:25:00	69	56	65	
16/11/2015 11:30:00	68	55	64	63
16/11/2015 11:35:00	66	54	62	
16/11/2015 11:40:00	67	55	63	
16/11/2015 11:45:00	66	56	63	
16/11/2015 11:50:00	64	58	61	
16/11/2015 11:55:00	66	57	62	

Station: NM3A -Site Office

Start time	dB(A)			
	$L_{10\ (5mins)}$	$L_{90(5mins)}$	$L_{eq(5mins)}$	$L_{eq(30mins)}$
16/11/2015 12:00:00	67	55	63	65
16/11/2015 12:05:00	73	55	69	
16/11/2015 12:10:00	67	55	63	
16/11/2015 12:15:00	67	55	63	
16/11/2015 12:20:00	67	55	63	
16/11/2015 12:25:00	69	53	65	
16/11/2015 12:30:00	69	54	64	63
16/11/2015 12:35:00	66	54	64	
16/11/2015 12:40:00	67	53	62	
16/11/2015 12:45:00	66	56	62	
16/11/2015 12:50:00	67	54	63	
16/11/2015 12:55:00	68	55	64	
16/11/2015 13:00:00	67	55	63	63
16/11/2015 13:05:00	69	56	65	
16/11/2015 13:10:00	65	54	61	
16/11/2015 13:15:00	67	55	63	
16/11/2015 13:20:00	65	54	62	
16/11/2015 13:25:00	67	57	64	
16/11/2015 13:30:00	65	59	62	64
16/11/2015 13:35:00	63	60	61	
16/11/2015 13:40:00	67	60	64	
16/11/2015 13:45:00	70	60	67	
16/11/2015 13:50:00	68	60	65	
16/11/2015 13:55:00	69	60	65	
16/11/2015 14:00:00	68	60	65	65
16/11/2015 14:05:00	63	60	61	
16/11/2015 14:10:00	69	59	66	
16/11/2015 14:15:00	71	60	68	
16/11/2015 14:20:00	70	60	66	
16/11/2015 14:25:00	66	59	65	
16/11/2015 14:30:00	68	60	64	65
16/11/2015 14:35:00	71	60	68	
16/11/2015 14:40:00	66	60	64	
16/11/2015 14:45:00	68	60	64	
16/11/2015 14:50:00	70	60	66	
16/11/2015 14:55:00	68	59	64	
16/11/2015 15:00:00	68	60	65	65
16/11/2015 15:05:00	65	59	63	
16/11/2015 15:10:00	68	59	65	
16/11/2015 15:15:00	67	59	64	
16/11/2015 15:20:00	69	59	65	
16/11/2015 15:25:00	69	60	65	
16/11/2015 15:30:00	69	60	64	65
16/11/2015 15:35:00	67	60	64	
16/11/2015 15:40:00	71	61	68	
16/11/2015 15:45:00	66	60	63	
16/11/2015 15:50:00	68	60	64	
16/11/2015 15:55:00	68	60	65	
16/11/2015 16:00:00	66	60	63	65
16/11/2015 16:05:00	67	60	64	
16/11/2015 16:10:00	69	60	66	

Station: NM3A -Site Office

Start time	dB(A)			
	$L_{10\ (5mins)}$	$L_{90(5mins)}$	$L_{eq(5mins)}$	$L_{eq(30mins)}$
16/11/2015 16:15:00	68	60	65	
16/11/2015 16:20:00	69	60	65	
16/11/2015 16:25:00	71	59	67	
16/11/2015 16:30:00	69	60	66	65
16/11/2015 16:35:00	67	60	64	
16/11/2015 16:40:00	61	60	61	
16/11/2015 16:45:00	70	61	66	
16/11/2015 16:50:00	69	60	66	
16/11/2015 16:55:00	70	60	66	
16/11/2015 17:00:00	71	60	67	65
16/11/2015 17:05:00	68	60	65	
16/11/2015 17:10:00	66	60	63	
16/11/2015 17:15:00	70	60	66	
16/11/2015 17:20:00	66	59	63	
16/11/2015 17:25:00	66	59	62	
16/11/2015 17:30:00	69	59	65	65
16/11/2015 17:35:00	65	59	62	
16/11/2015 17:40:00	68	59	65	
16/11/2015 17:45:00	70	54	66	
16/11/2015 17:50:00	66	49	62	
16/11/2015 17:55:00	67	50	66	
16/11/2015 18:00:00	65	50	60	63
16/11/2015 18:05:00	69	50	64	
16/11/2015 18:10:00	66	50	61	
16/11/2015 18:15:00	68	54	64	
16/11/2015 18:20:00	69	51	64	
16/11/2015 18:25:00	70	51	65	
16/11/2015 18:30:00	68	50	63	64
16/11/2015 18:35:00	67	52	63	
16/11/2015 18:40:00	67	51	62	
16/11/2015 18:45:00	69	51	65	
16/11/2015 18:50:00	72	52	66	
16/11/2015 18:55:00	68	50	64	
17/11/2015 07:00:00	61	48	60	62
17/11/2015 07:05:00	69	51	65	
17/11/2015 07:10:00	65	51	64	
17/11/2015 07:15:00	64	50	59	
17/11/2015 07:20:00	65	52	59	
17/11/2015 07:25:00	67	55	63	
17/11/2015 07:30:00	69	50	65	60
17/11/2015 07:35:00	64	49	60	
17/11/2015 07:40:00	66	47	60	
17/11/2015 07:45:00	64	47	60	
17/11/2015 07:50:00	62	49	57	
17/11/2015 07:55:00	55	49	52	
17/11/2015 08:00:00	68	49	63	62
17/11/2015 08:05:00	65	52	61	
17/11/2015 08:10:00	64	52	60	
17/11/2015 08:15:00	62	50	59	
17/11/2015 08:20:00	69	53	64	
17/11/2015 08:25:00	65	53	60	

Station: NM3A -Site Office

Start time	dB(A)			
	$L_{10\ (5mins)}$	$L_{90(5mins)}$	$L_{eq(5mins)}$	$L_{eq(30mins)}$
17/11/2015 08:30:00	67	52	62	63
17/11/2015 08:35:00	66	54	62	
17/11/2015 08:40:00	68	52	63	
17/11/2015 08:45:00	65	52	61	
17/11/2015 08:50:00	67	53	63	
17/11/2015 08:55:00	70	56	66	
17/11/2015 09:00:00	66	56	62	65
17/11/2015 09:05:00	71	58	67	
17/11/2015 09:10:00	68	60	64	
17/11/2015 09:15:00	70	61	66	
17/11/2015 09:20:00	68	60	65	
17/11/2015 09:25:00	68	60	64	
17/11/2015 09:30:00	69	60	66	66
17/11/2015 09:35:00	69	60	65	
17/11/2015 09:40:00	69	60	66	
17/11/2015 09:45:00	71	60	67	
17/11/2015 09:50:00	70	60	66	
17/11/2015 09:55:00	68	60	65	
17/11/2015 10:00:00	68	59	64	65
17/11/2015 10:05:00	68	60	64	
17/11/2015 10:10:00	70	59	67	
17/11/2015 10:15:00	66	59	63	
17/11/2015 10:20:00	68	59	64	
17/11/2015 10:25:00	70	60	66	
17/11/2015 10:30:00	65	59	63	65
17/11/2015 10:35:00	70	60	66	
17/11/2015 10:40:00	68	59	65	
17/11/2015 10:45:00	70	59	66	
17/11/2015 10:50:00	68	59	65	
17/11/2015 10:55:00	66	59	63	
17/11/2015 11:00:00	70	59	65	63
17/11/2015 11:05:00	66	59	64	
17/11/2015 11:10:00	62	60	61	
17/11/2015 11:15:00	62	60	61	
17/11/2015 11:20:00	64	60	62	
17/11/2015 11:25:00	64	60	62	
17/11/2015 11:30:00	61	59	60	61
17/11/2015 11:35:00	63	60	62	
17/11/2015 11:40:00	61	59	61	
17/11/2015 11:45:00	65	59	64	
17/11/2015 11:50:00	60	59	60	
17/11/2015 11:55:00	60	59	60	
17/11/2015 12:00:00	60	59	60	61
17/11/2015 12:05:00	64	59	63	
17/11/2015 12:10:00	60	59	60	
17/11/2015 12:15:00	60	59	59	
17/11/2015 12:20:00	62	59	61	
17/11/2015 12:25:00	62	59	60	
17/11/2015 12:30:00	60	59	59	61
17/11/2015 12:35:00	61	59	61	
17/11/2015 12:40:00	62	59	61	

Station: NM3A -Site Office

Start time	dB(A)			
	$L_{10\ (5mins)}$	$L_{90(5mins)}$	$L_{eq(5mins)}$	$L_{eq(30mins)}$
17/11/2015 12:45:00	61	59	60	
17/11/2015 12:50:00	63	59	62	
17/11/2015 12:55:00	60	59	59	
17/11/2015 13:00:00	65	59	64	61
17/11/2015 13:05:00	62	60	61	
17/11/2015 13:10:00	61	59	60	
17/11/2015 13:15:00	60	59	60	
17/11/2015 13:20:00	60	59	60	
17/11/2015 13:25:00	62	59	62	
17/11/2015 13:30:00	62	60	61	61
17/11/2015 13:35:00	62	60	61	
17/11/2015 13:40:00	62	60	61	
17/11/2015 13:45:00	63	59	61	
17/11/2015 13:50:00	62	59	60	
17/11/2015 13:55:00	64	59	61	
17/11/2015 14:00:00	62	59	60	61
17/11/2015 14:05:00	60	59	59	
17/11/2015 14:10:00	63	59	62	
17/11/2015 14:15:00	63	59	62	
17/11/2015 14:20:00	60	59	59	
17/11/2015 14:25:00	61	59	60	
17/11/2015 14:30:00	60	59	59	60
17/11/2015 14:35:00	60	59	60	
17/11/2015 14:40:00	62	59	62	
17/11/2015 14:45:00	60	59	60	
17/11/2015 14:50:00	60	59	60	
17/11/2015 14:55:00	60	59	59	
17/11/2015 15:00:00	60	59	59	61
17/11/2015 15:05:00	65	59	64	
17/11/2015 15:10:00	62	60	61	
17/11/2015 15:15:00	60	59	60	
17/11/2015 15:20:00	63	59	62	
17/11/2015 15:25:00	60	59	59	
17/11/2015 15:30:00	65	59	61	62
17/11/2015 15:35:00	62	59	60	
17/11/2015 15:40:00	67	59	64	
17/11/2015 15:45:00	60	59	59	
17/11/2015 15:50:00	64	59	61	
17/11/2015 15:55:00	64	60	63	
17/11/2015 16:00:00	64	60	63	61
17/11/2015 16:05:00	63	60	62	
17/11/2015 16:10:00	61	59	60	
17/11/2015 16:15:00	63	59	62	
17/11/2015 16:20:00	62	59	60	
17/11/2015 16:25:00	60	59	60	
17/11/2015 16:30:00	61	60	60	61
17/11/2015 16:35:00	62	60	61	
17/11/2015 16:40:00	62	60	61	
17/11/2015 16:45:00	61	60	60	
17/11/2015 16:50:00	64	59	63	
17/11/2015 16:55:00	61	59	60	

Station: NM3A -Site Office

Start time	dB(A)			
	$L_{10\ (5mins)}$	$L_{90(5mins)}$	$L_{eq(5mins)}$	$L_{eq(30mins)}$
17/11/2015 17:00:00	62	60	61	61
17/11/2015 17:05:00	61	59	60	
17/11/2015 17:10:00	65	60	64	
17/11/2015 17:15:00	62	60	61	
17/11/2015 17:20:00	63	60	61	
17/11/2015 17:25:00	62	59	60	
17/11/2015 17:30:00	59	58	59	64
17/11/2015 17:35:00	59	59	59	
17/11/2015 17:40:00	71	59	66	
17/11/2015 17:45:00	69	59	65	
17/11/2015 17:50:00	68	59	64	
17/11/2015 17:55:00	68	59	64	
17/11/2015 18:00:00	67	58	63	64
17/11/2015 18:05:00	72	59	67	
17/11/2015 18:10:00	69	59	65	
17/11/2015 18:15:00	68	58	64	
17/11/2015 18:20:00	65	59	61	
17/11/2015 18:25:00	65	49	61	
17/11/2015 18:30:00	68	52	64	64
17/11/2015 18:35:00	68	49	64	
17/11/2015 18:40:00	67	55	63	
17/11/2015 18:45:00	70	51	65	
17/11/2015 18:50:00	67	54	63	
17/11/2015 18:55:00	67	47	63	
18/11/2015 07:00:00	55	52	53	57
18/11/2015 07:05:00	58	53	56	
18/11/2015 07:10:00	57	53	56	
18/11/2015 07:15:00	63	55	59	
18/11/2015 07:20:00	64	51	60	
18/11/2015 07:25:00	62	49	57	
18/11/2015 07:30:00	65	51	60	62
18/11/2015 07:35:00	68	52	63	
18/11/2015 07:40:00	64	52	60	
18/11/2015 07:45:00	67	52	62	
18/11/2015 07:50:00	64	52	60	
18/11/2015 07:55:00	69	49	64	
18/11/2015 08:00:00	67	53	62	63
18/11/2015 08:05:00	68	55	64	
18/11/2015 08:10:00	69	54	64	
18/11/2015 08:15:00	69	55	64	
18/11/2015 08:20:00	70	54	66	
18/11/2015 08:25:00	59	52	56	
18/11/2015 08:30:00	60	55	58	57
18/11/2015 08:35:00	57	53	55	
18/11/2015 08:40:00	61	53	57	
18/11/2015 08:45:00	57	53	55	
18/11/2015 08:50:00	62	56	60	
18/11/2015 08:55:00	59	55	57	
18/11/2015 09:00:00	63	55	59	63
18/11/2015 09:05:00	63	56	59	
18/11/2015 09:10:00	62	55	59	

Station: NM3A -Site Office

Start time	dB(A)			
	$L_{10\ (5mins)}$	$L_{90(5mins)}$	$L_{eq(5mins)}$	$L_{eq(30mins)}$
18/11/2015 09:15:00	60	56	58	
18/11/2015 09:20:00	70	56	69	
18/11/2015 09:25:00	60	57	58	
18/11/2015 09:30:00	61	57	59	58
18/11/2015 09:35:00	59	56	57	
18/11/2015 09:40:00	60	56	58	
18/11/2015 09:45:00	60	55	58	
18/11/2015 09:50:00	59	56	57	
18/11/2015 09:55:00	59	56	58	
18/11/2015 10:00:00	59	56	58	59
18/11/2015 10:05:00	57	55	57	
18/11/2015 10:10:00	64	55	61	
18/11/2015 10:15:00	63	56	60	
18/11/2015 10:20:00	59	57	58	
18/11/2015 10:25:00	64	57	61	
18/11/2015 10:30:00	61	57	59	60
18/11/2015 10:35:00	66	57	63	
18/11/2015 10:40:00	64	56	63	
18/11/2015 10:45:00	59	56	58	
18/11/2015 10:50:00	59	55	57	
18/11/2015 10:55:00	58	55	57	
18/11/2015 11:00:00	60	57	59	60
18/11/2015 11:05:00	63	56	60	
18/11/2015 11:10:00	61	56	59	
18/11/2015 11:15:00	62	58	61	
18/11/2015 11:20:00	66	58	62	
18/11/2015 11:25:00	63	59	61	
18/11/2015 11:30:00	60	57	59	59
18/11/2015 11:35:00	63	56	60	
18/11/2015 11:40:00	64	56	61	
18/11/2015 11:45:00	61	57	59	
18/11/2015 11:50:00	58	54	56	
18/11/2015 11:55:00	59	56	58	
18/11/2015 12:00:00	59	56	58	58
18/11/2015 12:05:00	59	55	57	
18/11/2015 12:10:00	60	56	58	
18/11/2015 12:15:00	61	56	58	
18/11/2015 12:20:00	60	55	58	
18/11/2015 12:25:00	62	53	61	
18/11/2015 12:30:00	58	54	56	57
18/11/2015 12:35:00	58	55	56	
18/11/2015 12:40:00	57	54	55	
18/11/2015 12:45:00	61	55	59	
18/11/2015 12:50:00	61	55	58	
18/11/2015 12:55:00	60	55	57	
18/11/2015 13:00:00	59	56	57	58
18/11/2015 13:05:00	59	56	57	
18/11/2015 13:10:00	60	56	58	
18/11/2015 13:15:00	61	56	58	
18/11/2015 13:20:00	59	55	58	
18/11/2015 13:25:00	59	56	57	

Station: NM3A -Site Office

Start time	dB(A)			
	$L_{10\ (5mins)}$	$L_{90(5mins)}$	$L_{eq(5mins)}$	$L_{eq(30mins)}$
18/11/2015 13:30:00	60	57	58	59
18/11/2015 13:35:00	60	56	58	
18/11/2015 13:40:00	64	57	61	
18/11/2015 13:45:00	60	55	58	
18/11/2015 13:50:00	57	56	56	
18/11/2015 13:55:00	63	56	60	
18/11/2015 14:00:00	64	56	61	60
18/11/2015 14:05:00	59	56	58	
18/11/2015 14:10:00	61	55	58	
18/11/2015 14:15:00	60	55	57	
18/11/2015 14:20:00	61	56	59	
18/11/2015 14:25:00	63	57	62	
18/11/2015 14:30:00	63	58	60	59
18/11/2015 14:35:00	60	57	59	
18/11/2015 14:40:00	61	57	59	
18/11/2015 14:45:00	61	57	59	
18/11/2015 14:50:00	58	56	57	
18/11/2015 14:55:00	61	57	58	
18/11/2015 15:00:00	60	57	58	60
18/11/2015 15:05:00	64	57	63	
18/11/2015 15:10:00	58	56	57	
18/11/2015 15:15:00	63	56	62	
18/11/2015 15:20:00	58	56	57	
18/11/2015 15:25:00	60	57	58	
18/11/2015 15:30:00	58	56	57	58
18/11/2015 15:35:00	58	56	57	
18/11/2015 15:40:00	62	57	59	
18/11/2015 15:45:00	58	55	56	
18/11/2015 15:50:00	58	56	57	
18/11/2015 15:55:00	59	57	58	
18/11/2015 16:00:00	59	57	58	58
18/11/2015 16:05:00	58	56	57	
18/11/2015 16:10:00	58	56	57	
18/11/2015 16:15:00	62	56	60	
18/11/2015 16:20:00	60	57	59	
18/11/2015 16:25:00	60	57	58	
18/11/2015 16:30:00	65	58	64	60
18/11/2015 16:35:00	61	57	59	
18/11/2015 16:40:00	58	56	57	
18/11/2015 16:45:00	58	56	57	
18/11/2015 16:50:00	65	58	62	
18/11/2015 16:55:00	61	57	59	
18/11/2015 17:00:00	60	58	59	60
18/11/2015 17:05:00	59	57	58	
18/11/2015 17:10:00	64	58	61	
18/11/2015 17:15:00	60	58	59	
18/11/2015 17:20:00	63	58	61	
18/11/2015 17:25:00	63	56	62	
18/11/2015 17:30:00	72	55	67	64
18/11/2015 17:35:00	65	55	61	
18/11/2015 17:40:00	68	55	64	

Station: NM3A -Site Office

Start time	dB(A)			
	$L_{10\ (5mins)}$	$L_{90(5mins)}$	$L_{eq(5mins)}$	$L_{eq(30mins)}$
18/11/2015 17:45:00	64	53	60	
18/11/2015 17:50:00	69	56	64	
18/11/2015 17:55:00	72	56	66	
18/11/2015 18:00:00	65	53	60	64
18/11/2015 18:05:00	68	52	63	
18/11/2015 18:10:00	67	53	63	
18/11/2015 18:15:00	73	55	68	
18/11/2015 18:20:00	67	55	62	
18/11/2015 18:25:00	64	55	61	
18/11/2015 18:30:00	67	53	62	64
18/11/2015 18:35:00	67	54	63	
18/11/2015 18:40:00	71	54	66	
18/11/2015 18:45:00	69	55	65	
18/11/2015 18:50:00	67	55	62	
18/11/2015 18:55:00	71	49	65	
19/11/2015 07:00:00	59	52	56	59
19/11/2015 07:05:00	65	52	61	
19/11/2015 07:10:00	60	52	57	
19/11/2015 07:15:00	61	54	58	
19/11/2015 07:20:00	56	52	54	
19/11/2015 07:25:00	68	50	62	
19/11/2015 07:30:00	59	52	57	61
19/11/2015 07:35:00	66	50	62	
19/11/2015 07:40:00	64	49	60	
19/11/2015 07:45:00	66	53	61	
19/11/2015 07:50:00	68	53	63	
19/11/2015 07:55:00	65	51	60	
19/11/2015 08:00:00	66	49	62	64
19/11/2015 08:05:00	65	53	61	
19/11/2015 08:10:00	68	53	64	
19/11/2015 08:15:00	70	52	65	
19/11/2015 08:20:00	67	53	63	
19/11/2015 08:25:00	70	57	65	
19/11/2015 08:30:00	69	54	64	62
19/11/2015 08:35:00	69	54	64	
19/11/2015 08:40:00	66	53	62	
19/11/2015 08:45:00	59	54	57	
19/11/2015 08:50:00	68	53	63	
19/11/2015 08:55:00	65	53	60	
19/11/2015 09:00:00	70	57	67	65
19/11/2015 09:05:00	69	56	65	
19/11/2015 09:10:00	67	54	63	
19/11/2015 09:15:00	69	56	65	
19/11/2015 09:20:00	69	55	64	
19/11/2015 09:25:00	68	54	63	
19/11/2015 09:30:00	69	54	64	65
19/11/2015 09:35:00	68	53	64	
19/11/2015 09:40:00	69	54	64	
19/11/2015 09:45:00	70	57	65	
19/11/2015 09:50:00	70	56	66	
19/11/2015 09:55:00	68	53	64	

Station: NM3A -Site Office

Start time	dB(A)			
	$L_{10\ (5mins)}$	$L_{90(5mins)}$	$L_{eq(5mins)}$	$L_{eq(30mins)}$
19/11/2015 10:00:00	69	53	64	64
19/11/2015 10:05:00	71	55	66	
19/11/2015 10:10:00	67	55	63	
19/11/2015 10:15:00	69	54	65	
19/11/2015 10:20:00	69	53	64	
19/11/2015 10:25:00	67	53	63	
19/11/2015 10:30:00	67	53	63	64
19/11/2015 10:35:00	65	55	61	
19/11/2015 10:40:00	69	54	64	
19/11/2015 10:45:00	72	53	66	
19/11/2015 10:50:00	70	54	66	
19/11/2015 10:55:00	63	53	59	
19/11/2015 11:00:00	67	54	63	64
19/11/2015 11:05:00	68	53	64	
19/11/2015 11:10:00	65	54	61	
19/11/2015 11:15:00	64	54	60	
19/11/2015 11:20:00	68	55	65	
19/11/2015 11:25:00	72	55	68	
19/11/2015 11:30:00	61	54	58	62
19/11/2015 11:35:00	65	54	61	
19/11/2015 11:40:00	66	54	62	
19/11/2015 11:45:00	67	55	63	
19/11/2015 11:50:00	69	53	64	
19/11/2015 11:55:00	65	56	61	
19/11/2015 12:00:00	66	54	62	64
19/11/2015 12:05:00	66	54	62	
19/11/2015 12:10:00	71	55	67	
19/11/2015 12:15:00	70	56	65	
19/11/2015 12:20:00	66	60	63	
19/11/2015 12:25:00	68	58	64	
19/11/2015 12:30:00	69	54	66	65
19/11/2015 12:35:00	69	57	65	
19/11/2015 12:40:00	69	54	65	
19/11/2015 12:45:00	69	55	65	
19/11/2015 12:50:00	66	55	62	
19/11/2015 12:55:00	69	55	64	
19/11/2015 13:00:00	69	56	65	64
19/11/2015 13:05:00	64	55	61	
19/11/2015 13:10:00	67	55	63	
19/11/2015 13:15:00	70	54	66	
19/11/2015 13:20:00	65	57	62	
19/11/2015 13:25:00	71	59	67	
19/11/2015 13:30:00	69	60	65	65
19/11/2015 13:35:00	69	60	66	
19/11/2015 13:40:00	66	60	63	
19/11/2015 13:45:00	70	60	66	
19/11/2015 13:50:00	70	60	66	
19/11/2015 13:55:00	68	60	65	
19/11/2015 14:00:00	68	60	64	65
19/11/2015 14:05:00	70	60	66	
19/11/2015 14:10:00	62	59	60	

Station: NM3A -Site Office

Start time	dB(A)			
	$L_{10\ (5mins)}$	$L_{90(5mins)}$	$L_{eq(5mins)}$	$L_{eq(30mins)}$
19/11/2015 14:15:00	70	59	65	
19/11/2015 14:20:00	71	59	66	
19/11/2015 14:25:00	67	59	63	
19/11/2015 14:30:00	66	60	63	65
19/11/2015 14:35:00	69	60	65	
19/11/2015 14:40:00	70	59	66	
19/11/2015 14:45:00	67	59	63	
19/11/2015 14:50:00	69	60	66	
19/11/2015 14:55:00	67	60	65	
19/11/2015 15:00:00	67	59	63	64
19/11/2015 15:05:00	65	59	62	
19/11/2015 15:10:00	68	59	64	
19/11/2015 15:15:00	67	59	63	
19/11/2015 15:20:00	71	59	66	
19/11/2015 15:25:00	67	59	63	
19/11/2015 15:30:00	70	59	66	65
19/11/2015 15:35:00	70	59	66	
19/11/2015 15:40:00	70	59	66	
19/11/2015 15:45:00	69	59	64	
19/11/2015 15:50:00	66	59	63	
19/11/2015 15:55:00	67	59	63	
19/11/2015 16:00:00	69	60	66	65
19/11/2015 16:05:00	69	60	66	
19/11/2015 16:10:00	69	60	65	
19/11/2015 16:15:00	67	59	63	
19/11/2015 16:20:00	64	60	63	
19/11/2015 16:25:00	69	60	66	
19/11/2015 16:30:00	63	60	61	65
19/11/2015 16:35:00	70	60	67	
19/11/2015 16:40:00	70	60	66	
19/11/2015 16:45:00	66	59	63	
19/11/2015 16:50:00	66	60	63	
19/11/2015 16:55:00	70	60	66	
19/11/2015 17:00:00	71	60	66	66
19/11/2015 17:05:00	71	60	67	
19/11/2015 17:10:00	70	61	67	
19/11/2015 17:15:00	72	60	68	
19/11/2015 17:20:00	66	59	63	
19/11/2015 17:25:00	67	59	63	
19/11/2015 17:30:00	68	59	64	64
19/11/2015 17:35:00	69	59	65	
19/11/2015 17:40:00	69	59	64	
19/11/2015 17:45:00	67	59	63	
19/11/2015 17:50:00	64	58	63	
19/11/2015 17:55:00	70	59	66	
19/11/2015 18:00:00	67	59	63	65
19/11/2015 18:05:00	72	59	67	
19/11/2015 18:10:00	68	59	64	
19/11/2015 18:15:00	72	53	67	
19/11/2015 18:20:00	67	53	62	
19/11/2015 18:25:00	72	53	67	

Station: NM3A -Site Office

Start time	dB(A)			
	$L_{10\ (5mins)}$	$L_{90(5mins)}$	$L_{eq(5mins)}$	$L_{eq(30mins)}$
19/11/2015 18:30:00	68	52	63	62
19/11/2015 18:35:00	67	50	62	
19/11/2015 18:40:00	67	50	64	
19/11/2015 18:45:00	65	49	63	
19/11/2015 18:50:00	65	51	60	
19/11/2015 18:55:00	66	52	61	
20/11/2015 07:00:00	54	50	52	55
20/11/2015 07:05:00	56	53	54	
20/11/2015 07:10:00	57	53	55	
20/11/2015 07:15:00	60	54	57	
20/11/2015 07:20:00	57	51	54	
20/11/2015 07:25:00	56	50	53	
20/11/2015 07:30:00	61	54	58	59
20/11/2015 07:35:00	68	50	62	
20/11/2015 07:40:00	58	49	54	
20/11/2015 07:45:00	58	51	55	
20/11/2015 07:50:00	63	54	60	
20/11/2015 07:55:00	64	53	61	
20/11/2015 08:00:00	67	55	63	64
20/11/2015 08:05:00	67	54	63	
20/11/2015 08:10:00	68	55	63	
20/11/2015 08:15:00	70	54	65	
20/11/2015 08:20:00	67	55	63	
20/11/2015 08:25:00	67	54	63	
20/11/2015 08:30:00	69	55	65	64
20/11/2015 08:35:00	69	55	65	
20/11/2015 08:40:00	65	54	61	
20/11/2015 08:45:00	67	54	62	
20/11/2015 08:50:00	67	56	63	
20/11/2015 08:55:00	69	56	65	
20/11/2015 09:00:00	70	57	66	66
20/11/2015 09:05:00	69	61	66	
20/11/2015 09:10:00	69	60	65	
20/11/2015 09:15:00	69	61	66	
20/11/2015 09:20:00	71	60	67	
20/11/2015 09:25:00	72	61	68	
20/11/2015 09:30:00	67	60	64	65
20/11/2015 09:35:00	68	60	65	
20/11/2015 09:40:00	70	60	66	
20/11/2015 09:45:00	70	60	66	
20/11/2015 09:50:00	68	60	64	
20/11/2015 09:55:00	68	60	65	
20/11/2015 10:00:00	66	60	63	66
20/11/2015 10:05:00	70	60	66	
20/11/2015 10:10:00	70	60	66	
20/11/2015 10:15:00	70	61	66	
20/11/2015 10:20:00	69	60	65	
20/11/2015 10:25:00	71	60	67	
20/11/2015 10:30:00	67	59	64	66
20/11/2015 10:35:00	70	60	66	
20/11/2015 10:40:00	73	60	68	

Station: NM3A -Site Office

Start time	dB(A)			
	$L_{10\ (5mins)}$	$L_{90(5mins)}$	$L_{eq(5mins)}$	$L_{eq(30mins)}$
20/11/2015 10:45:00	68	60	64	
20/11/2015 10:50:00	71	60	67	
20/11/2015 10:55:00	67	59	64	
20/11/2015 11:00:00	67	60	63	65
20/11/2015 11:05:00	68	59	64	
20/11/2015 11:10:00	68	60	64	
20/11/2015 11:15:00	65	60	62	
20/11/2015 11:20:00	72	60	67	
20/11/2015 11:25:00	67	60	64	
20/11/2015 11:30:00	69	60	67	65
20/11/2015 11:35:00	68	60	64	
20/11/2015 11:40:00	70	61	66	
20/11/2015 11:45:00	67	60	64	
20/11/2015 11:50:00	69	60	65	
20/11/2015 11:55:00	66	60	63	
20/11/2015 12:00:00	68	60	65	64
20/11/2015 12:05:00	69	59	65	
20/11/2015 12:10:00	64	59	61	
20/11/2015 12:15:00	68	59	64	
20/11/2015 12:20:00	69	59	64	
20/11/2015 12:25:00	68	59	64	
20/11/2015 12:30:00	69	59	66	65
20/11/2015 12:35:00	68	59	63	
20/11/2015 12:40:00	69	59	65	
20/11/2015 12:45:00	70	60	65	
20/11/2015 12:50:00	68	59	64	
20/11/2015 12:55:00	70	60	65	
20/11/2015 13:00:00	69	60	66	66
20/11/2015 13:05:00	71	60	66	
20/11/2015 13:10:00	71	60	67	
20/11/2015 13:15:00	69	60	65	
20/11/2015 13:20:00	67	60	64	
20/11/2015 13:25:00	67	60	64	
20/11/2015 13:30:00	69	60	65	65
20/11/2015 13:35:00	69	60	65	
20/11/2015 13:40:00	69	60	65	
20/11/2015 13:45:00	68	60	65	
20/11/2015 13:50:00	69	60	65	
20/11/2015 13:55:00	70	60	66	
20/11/2015 14:00:00	70	61	66	65
20/11/2015 14:05:00	67	61	65	
20/11/2015 14:10:00	67	60	64	
20/11/2015 14:15:00	69	60	65	
20/11/2015 14:20:00	68	60	64	
20/11/2015 14:25:00	69	60	65	
20/11/2015 14:30:00	66	60	63	64
20/11/2015 14:35:00	67	60	63	
20/11/2015 14:40:00	69	60	65	
20/11/2015 14:45:00	66	60	63	
20/11/2015 14:50:00	68	59	64	
20/11/2015 14:55:00	65	60	62	

Station: NM3A -Site Office

Start time	dB(A)			
	$L_{10\ (5mins)}$	$L_{90(5mins)}$	$L_{eq(5mins)}$	$L_{eq(30mins)}$
20/11/2015 15:00:00	69	60	65	65
20/11/2015 15:05:00	71	60	67	
20/11/2015 15:10:00	66	60	63	
20/11/2015 15:15:00	68	59	64	
20/11/2015 15:20:00	69	59	64	
20/11/2015 15:25:00	70	60	66	
20/11/2015 15:30:00	69	60	67	65
20/11/2015 15:35:00	70	60	65	
20/11/2015 15:40:00	67	61	64	
20/11/2015 15:45:00	69	60	65	
20/11/2015 15:50:00	68	60	64	
20/11/2015 15:55:00	68	60	65	
20/11/2015 16:00:00	67	60	64	65
20/11/2015 16:05:00	70	60	66	
20/11/2015 16:10:00	70	60	66	
20/11/2015 16:15:00	68	60	65	
20/11/2015 16:20:00	71	60	67	
20/11/2015 16:25:00	66	60	63	
20/11/2015 16:30:00	68	60	64	64
20/11/2015 16:35:00	67	60	64	
20/11/2015 16:40:00	68	60	65	
20/11/2015 16:45:00	69	61	65	
20/11/2015 16:50:00	67	60	64	
20/11/2015 16:55:00	68	60	64	
20/11/2015 17:00:00	70	60	66	65
20/11/2015 17:05:00	68	60	65	
20/11/2015 17:10:00	71	60	66	
20/11/2015 17:15:00	66	60	63	
20/11/2015 17:20:00	69	60	65	
20/11/2015 17:25:00	68	60	65	
20/11/2015 17:30:00	71	59	67	65
20/11/2015 17:35:00	65	55	61	
20/11/2015 17:40:00	68	55	64	
20/11/2015 17:45:00	69	53	65	
20/11/2015 17:50:00	69	55	64	
20/11/2015 17:55:00	69	55	65	
20/11/2015 18:00:00	64	53	60	62
20/11/2015 18:05:00	67	56	64	
20/11/2015 18:10:00	64	52	61	
20/11/2015 18:15:00	67	51	62	
20/11/2015 18:20:00	68	52	64	
20/11/2015 18:25:00	65	53	61	
20/11/2015 18:30:00	67	52	62	64
20/11/2015 18:35:00	64	50	63	
20/11/2015 18:40:00	70	50	65	
20/11/2015 18:45:00	68	50	64	
20/11/2015 18:50:00	68	49	64	
20/11/2015 18:55:00	70	53	65	
21/11/2015 07:00:00	56	50	54	55
21/11/2015 07:05:00	53	51	52	
21/11/2015 07:10:00	57	52	55	

Station: NM3A -Site Office

Start time	dB(A)			
	$L_{10\ (5mins)}$	$L_{90(5mins)}$	$L_{eq(5mins)}$	$L_{eq(30mins)}$
21/11/2015 07:15:00	57	50	54	
21/11/2015 07:20:00	58	52	55	
21/11/2015 07:25:00	59	49	56	
21/11/2015 07:30:00	59	53	56	58
21/11/2015 07:35:00	59	53	57	
21/11/2015 07:40:00	60	50	56	
21/11/2015 07:45:00	62	54	59	
21/11/2015 07:50:00	60	52	57	
21/11/2015 07:55:00	66	52	62	
21/11/2015 08:00:00	61	52	59	64
21/11/2015 08:05:00	68	55	63	
21/11/2015 08:10:00	70	54	66	
21/11/2015 08:15:00	71	52	67	
21/11/2015 08:20:00	66	53	62	
21/11/2015 08:25:00	69	53	64	
21/11/2015 08:30:00	67	54	63	63
21/11/2015 08:35:00	70	54	66	
21/11/2015 08:40:00	65	54	62	
21/11/2015 08:45:00	67	53	63	
21/11/2015 08:50:00	69	55	65	
21/11/2015 08:55:00	65	54	60	
21/11/2015 09:00:00	68	55	64	65
21/11/2015 09:05:00	67	55	64	
21/11/2015 09:10:00	68	56	64	
21/11/2015 09:15:00	69	56	64	
21/11/2015 09:20:00	70	57	66	
21/11/2015 09:25:00	70	56	66	
21/11/2015 09:30:00	69	57	65	65
21/11/2015 09:35:00	67	55	63	
21/11/2015 09:40:00	70	55	66	
21/11/2015 09:45:00	70	54	66	
21/11/2015 09:50:00	69	54	66	
21/11/2015 09:55:00	69	54	65	
21/11/2015 10:00:00	66	53	62	64
21/11/2015 10:05:00	72	55	67	
21/11/2015 10:10:00	66	53	62	
21/11/2015 10:15:00	66	55	62	
21/11/2015 10:20:00	68	53	63	
21/11/2015 10:25:00	68	54	63	
21/11/2015 10:30:00	68	54	63	64
21/11/2015 10:35:00	69	54	65	
21/11/2015 10:40:00	67	53	62	
21/11/2015 10:45:00	70	54	66	
21/11/2015 10:50:00	70	54	65	
21/11/2015 10:55:00	68	53	64	
21/11/2015 11:00:00	71	55	68	65
21/11/2015 11:05:00	67	58	64	
21/11/2015 11:10:00	67	56	63	
21/11/2015 11:15:00	68	54	64	
21/11/2015 11:20:00	68	55	64	
21/11/2015 11:25:00	68	52	63	

Station: NM3A -Site Office

Start time	dB(A)			
	$L_{10\ (5mins)}$	$L_{90(5mins)}$	$L_{eq(5mins)}$	$L_{eq(30mins)}$
21/11/2015 11:30:00	69	53	64	64
21/11/2015 11:35:00	67	53	63	
21/11/2015 11:40:00	63	56	60	
21/11/2015 11:45:00	66	55	63	
21/11/2015 11:50:00	68	53	63	
21/11/2015 11:55:00	73	55	68	
21/11/2015 12:00:00	66	53	61	62
21/11/2015 12:05:00	65	52	61	
21/11/2015 12:10:00	68	53	64	
21/11/2015 12:15:00	66	52	62	
21/11/2015 12:20:00	68	50	63	
21/11/2015 12:25:00	67	49	62	
21/11/2015 12:30:00	69	50	65	64
21/11/2015 12:35:00	67	48	62	
21/11/2015 12:40:00	70	48	65	
21/11/2015 12:45:00	70	52	66	
21/11/2015 12:50:00	66	49	61	
21/11/2015 12:55:00	67	50	63	
21/11/2015 13:00:00	68	53	64	64
21/11/2015 13:05:00	70	52	66	
21/11/2015 13:10:00	69	53	65	
21/11/2015 13:15:00	69	52	65	
21/11/2015 13:20:00	66	50	61	
21/11/2015 13:25:00	65	49	60	
21/11/2015 13:30:00	65	50	61	64
21/11/2015 13:35:00	67	51	63	
21/11/2015 13:40:00	69	50	65	
21/11/2015 13:45:00	70	53	65	
21/11/2015 13:50:00	67	56	63	
21/11/2015 13:55:00	68	59	64	
21/11/2015 14:00:00	71	55	66	64
21/11/2015 14:05:00	67	54	64	
21/11/2015 14:10:00	65	54	61	
21/11/2015 14:15:00	69	53	64	
21/11/2015 14:20:00	71	54	66	
21/11/2015 14:25:00	64	51	59	
21/11/2015 14:30:00	70	52	65	64
21/11/2015 14:35:00	69	54	64	
21/11/2015 14:40:00	66	52	62	
21/11/2015 14:45:00	67	49	63	
21/11/2015 14:50:00	67	49	62	
21/11/2015 14:55:00	70	49	66	
21/11/2015 15:00:00	68	50	66	64
21/11/2015 15:05:00	67	49	62	
21/11/2015 15:10:00	68	50	64	
21/11/2015 15:15:00	69	53	65	
21/11/2015 15:20:00	70	48	65	
21/11/2015 15:25:00	67	54	63	
21/11/2015 15:30:00	70	50	65	62
21/11/2015 15:35:00	63	50	60	
21/11/2015 15:40:00	57	49	56	

Station: NM3A -Site Office

Start time	dB(A)			
	$L_{10\ (5mins)}$	$L_{90(5mins)}$	$L_{eq(5mins)}$	$L_{eq(30mins)}$
21/11/2015 15:45:00	66	49	60	
21/11/2015 15:50:00	63	49	58	
21/11/2015 15:55:00	68	52	64	
21/11/2015 16:00:00	70	53	66	64
21/11/2015 16:05:00	68	51	63	
21/11/2015 16:10:00	68	47	63	
21/11/2015 16:15:00	69	51	64	
21/11/2015 16:20:00	68	51	63	
21/11/2015 16:25:00	67	51	63	
21/11/2015 16:30:00	69	53	64	64
21/11/2015 16:35:00	67	54	63	
21/11/2015 16:40:00	67	53	63	
21/11/2015 16:45:00	68	52	63	
21/11/2015 16:50:00	70	53	65	
21/11/2015 16:55:00	66	53	62	
21/11/2015 17:00:00	69	53	64	66
21/11/2015 17:05:00	70	53	66	
21/11/2015 17:10:00	70	54	65	
21/11/2015 17:15:00	71	56	67	
21/11/2015 17:20:00	72	52	67	
21/11/2015 17:25:00	67	53	63	
21/11/2015 17:30:00	68	54	64	62
21/11/2015 17:35:00	65	52	63	
21/11/2015 17:40:00	69	53	65	
21/11/2015 17:45:00	68	55	63	
21/11/2015 17:50:00	64	51	60	
21/11/2015 17:55:00	60	50	56	
21/11/2015 18:00:00	51	48	50	61
21/11/2015 18:05:00	66	47	61	
21/11/2015 18:10:00	66	47	60	
21/11/2015 18:15:00	67	51	62	
21/11/2015 18:20:00	67	50	62	
21/11/2015 18:25:00	68	54	64	
21/11/2015 18:30:00	68	52	63	65
21/11/2015 18:35:00	70	52	65	
21/11/2015 18:40:00	70	51	65	
21/11/2015 18:45:00	71	51	67	
21/11/2015 18:50:00	70	50	65	
21/11/2015 18:55:00	69	51	64	
23/11/2015 07:00:00	61	51	57	58
23/11/2015 07:05:00	62	52	59	
23/11/2015 07:10:00	61	54	58	
23/11/2015 07:15:00	62	53	58	
23/11/2015 07:20:00	61	52	58	
23/11/2015 07:25:00	56	49	55	
23/11/2015 07:30:00	59	52	56	57
23/11/2015 07:35:00	62	53	59	
23/11/2015 07:40:00	60	53	58	
23/11/2015 07:45:00	57	50	54	
23/11/2015 07:50:00	59	51	56	
23/11/2015 07:55:00	61	51	57	

Station: NM3A -Site Office

Start time	dB(A)			
	$L_{10\ (5mins)}$	$L_{90(5mins)}$	$L_{eq(5mins)}$	$L_{eq(30mins)}$
23/11/2015 08:00:00	66	51	62	64
23/11/2015 08:05:00	67	57	64	
23/11/2015 08:10:00	70	56	65	
23/11/2015 08:15:00	65	52	60	
23/11/2015 08:20:00	68	53	63	
23/11/2015 08:25:00	69	54	65	
23/11/2015 08:30:00	67	54	62	64
23/11/2015 08:35:00	67	53	62	
23/11/2015 08:40:00	67	53	63	
23/11/2015 08:45:00	70	55	66	
23/11/2015 08:50:00	68	56	66	
23/11/2015 08:55:00	61	56	59	
23/11/2015 09:00:00	65	55	61	64
23/11/2015 09:05:00	66	55	62	
23/11/2015 09:10:00	70	58	66	
23/11/2015 09:15:00	69	58	65	
23/11/2015 09:20:00	69	56	64	
23/11/2015 09:25:00	68	55	63	
23/11/2015 09:30:00	70	57	66	65
23/11/2015 09:35:00	67	54	63	
23/11/2015 09:40:00	71	55	66	
23/11/2015 09:45:00	68	54	63	
23/11/2015 09:50:00	70	55	66	
23/11/2015 09:55:00	68	55	64	
23/11/2015 10:00:00	68	55	64	65
23/11/2015 10:05:00	70	55	65	
23/11/2015 10:10:00	69	56	65	
23/11/2015 10:15:00	70	56	65	
23/11/2015 10:20:00	73	55	68	
23/11/2015 10:25:00	66	55	63	
23/11/2015 10:30:00	68	56	63	64
23/11/2015 10:35:00	71	55	65	
23/11/2015 10:40:00	64	55	60	
23/11/2015 10:45:00	71	57	67	
23/11/2015 10:50:00	68	56	64	
23/11/2015 10:55:00	70	57	65	
23/11/2015 11:00:00	65	56	61	60
23/11/2015 11:05:00	66	57	63	
23/11/2015 11:10:00	60	57	58	
23/11/2015 11:15:00	59	57	58	
23/11/2015 11:20:00	59	56	58	
23/11/2015 11:25:00	59	55	57	
23/11/2015 11:30:00	60	54	57	57
23/11/2015 11:35:00	60	56	58	
23/11/2015 11:40:00	59	55	57	
23/11/2015 11:45:00	57	54	56	
23/11/2015 11:50:00	59	54	57	
23/11/2015 11:55:00	58	55	57	

Station: NM3A -Site Office

Start time	dB(A)			
	$L_{10\ (5mins)}$	$L_{90(5mins)}$	$L_{eq(5mins)}$	$L_{eq(30mins)}$
23/11/2015 12:00:00	60	56	58	58
23/11/2015 12:05:00	59	55	57	
23/11/2015 12:10:00	58	55	56	
23/11/2015 12:15:00	58	55	56	
23/11/2015 12:20:00	61	55	60	
23/11/2015 12:25:00	59	54	57	
23/11/2015 12:30:00	58	54	56	56
23/11/2015 12:35:00	57	53	55	
23/11/2015 12:40:00	58	54	56	
23/11/2015 12:45:00	61	55	58	
23/11/2015 12:50:00	58	54	56	
23/11/2015 12:55:00	58	54	56	
23/11/2015 13:00:00	59	55	57	59
23/11/2015 13:05:00	58	55	57	
23/11/2015 13:10:00	58	55	57	
23/11/2015 13:15:00	62	55	60	
23/11/2015 13:20:00	64	56	61	
23/11/2015 13:25:00	60	55	58	
23/11/2015 13:30:00	63	54	62	59
23/11/2015 13:35:00	60	55	58	
23/11/2015 13:40:00	59	55	57	
23/11/2015 13:45:00	60	55	57	
23/11/2015 13:50:00	59	56	57	
23/11/2015 13:55:00	60	55	59	
23/11/2015 14:00:00	59	55	57	60
23/11/2015 14:05:00	59	55	58	
23/11/2015 14:10:00	61	55	60	
23/11/2015 14:15:00	61	59	60	
23/11/2015 14:20:00	62	59	61	
23/11/2015 14:25:00	62	60	61	
23/11/2015 14:30:00	65	60	64	63
23/11/2015 14:35:00	66	60	65	
23/11/2015 14:40:00	65	60	62	
23/11/2015 14:45:00	65	60	62	
23/11/2015 14:50:00	62	60	61	
23/11/2015 14:55:00	61	59	60	
23/11/2015 15:00:00	62	59	61	61
23/11/2015 15:05:00	62	59	60	
23/11/2015 15:10:00	61	59	60	
23/11/2015 15:15:00	63	60	62	
23/11/2015 15:20:00	64	61	62	
23/11/2015 15:25:00	63	60	61	
23/11/2015 15:30:00	61	59	60	61
23/11/2015 15:35:00	62	59	61	
23/11/2015 15:40:00	60	59	60	
23/11/2015 15:45:00	63	60	61	
23/11/2015 15:50:00	63	60	61	
23/11/2015 15:55:00	61	59	60	

Minimum	51	47	-	54
Maximum	74	63	-	66

Station: NM4-Ching Chung Hau Po Won Primary School

Start time	dB(A)			
	$L_{10\ (5mins)}$	$L_{90\ (5\ mins)}$	$L_{eq(5mins)}$	$L_{eq(30mins)}$
06/11/2015 12:00:00	66	63	64	65
06/11/2015 12:05:00	67	62	64	
06/11/2015 12:10:00	66	62	65	
06/11/2015 12:15:00	66	62	64	
06/11/2015 12:20:00	69	62	66	
06/11/2015 12:25:00	68	64	66	
06/11/2015 12:30:00	66	62	65	66
06/11/2015 12:35:00	68	62	65	
06/11/2015 12:40:00	67	63	65	
06/11/2015 12:45:00	68	64	66	
06/11/2015 12:50:00	69	64	67	
06/11/2015 12:55:00	68	64	66	
06/11/2015 13:00:00	68	64	66	66
06/11/2015 13:05:00	69	65	67	
06/11/2015 13:10:00	69	65	67	
06/11/2015 13:15:00	68	64	66	
06/11/2015 13:20:00	68	63	65	
06/11/2015 13:25:00	66	62	64	
06/11/2015 13:30:00	66	62	64	65
06/11/2015 13:35:00	67	63	65	
06/11/2015 13:40:00	67	63	66	
06/11/2015 13:45:00	66	62	64	
06/11/2015 13:50:00	66	62	64	
06/11/2015 13:55:00	66	63	65	
06/11/2015 14:00:00	66	63	65	67
06/11/2015 14:05:00	68	64	66	
06/11/2015 14:10:00	69	64	67	
06/11/2015 14:15:00	69	64	67	
06/11/2015 14:20:00	69	64	67	
06/11/2015 14:25:00	70	64	68	
06/11/2015 14:30:00	69	64	67	67
06/11/2015 14:35:00	69	64	67	
06/11/2015 14:40:00	69	64	67	
06/11/2015 14:45:00	69	65	67	
06/11/2015 14:50:00	69	66	68	
06/11/2015 14:55:00	69	66	68	
06/11/2015 15:00:00	71	66	69	67
06/11/2015 15:05:00	71	65	69	
06/11/2015 15:10:00	69	64	67	
06/11/2015 15:15:00	68	64	66	
06/11/2015 15:20:00	67	63	66	
06/11/2015 15:25:00	68	65	66	
06/11/2015 15:30:00	68	63	66	66
06/11/2015 15:35:00	69	63	67	
06/11/2015 15:40:00	68	64	66	
06/11/2015 15:45:00	68	63	66	
06/11/2015 15:50:00	68	64	66	
06/11/2015 15:55:00	66	63	65	
06/11/2015 16:00:00	65	61	64	64
06/11/2015 16:05:00	66	62	64	
06/11/2015 16:10:00	66	60	63	

Station: NM4-Ching Chung Hau Po Won Primary School

Start time	dB(A)			
	$L_{10\ (5mins)}$	$L_{90\ (5\ mins)}$	$L_{eq(5mins)}$	$L_{eq(30mins)}$
06/11/2015 16:15:00	66	61	64	
06/11/2015 16:20:00	65	62	64	
06/11/2015 16:25:00	67	62	65	
06/11/2015 16:30:00	68	62	66	65
06/11/2015 16:35:00	65	62	64	
06/11/2015 16:40:00	68	62	66	
06/11/2015 16:45:00	66	62	64	
06/11/2015 16:50:00	67	62	64	
06/11/2015 16:55:00	66	62	64	
06/11/2015 17:00:00	66	62	64	65
06/11/2015 17:05:00	67	62	65	
06/11/2015 17:10:00	66	62	64	
06/11/2015 17:15:00	66	62	64	
06/11/2015 17:20:00	67	62	65	
06/11/2015 17:25:00	66	62	64	
06/11/2015 17:30:00	67	62	64	64
06/11/2015 17:35:00	66	62	64	
06/11/2015 17:40:00	66	62	64	
06/11/2015 17:45:00	68	61	65	
06/11/2015 17:50:00	65	61	63	
06/11/2015 17:55:00	65	61	63	
06/11/2015 18:00:00	66	61	63	63
06/11/2015 18:05:00	64	60	62	
06/11/2015 18:10:00	65	61	63	
06/11/2015 18:15:00	64	61	62	
06/11/2015 18:20:00	65	61	63	
06/11/2015 18:25:00	65	61	63	
06/11/2015 18:30:00	64	60	62	64
06/11/2015 18:35:00	65	60	62	
06/11/2015 18:40:00	64	60	62	
06/11/2015 18:45:00	66	61	64	
06/11/2015 18:50:00	69	61	67	
06/11/2015 18:55:00	65	60	63	
07/11/2015 07:00:00	64	60	62	62
07/11/2015 07:05:00	63	60	61	
07/11/2015 07:10:00	64	60	62	
07/11/2015 07:15:00	64	60	62	
07/11/2015 07:20:00	64	60	62	
07/11/2015 07:25:00	65	61	63	
07/11/2015 07:30:00	65	61	63	63
07/11/2015 07:35:00	65	61	63	
07/11/2015 07:40:00	64	61	63	
07/11/2015 07:45:00	65	61	63	
07/11/2015 07:50:00	66	61	64	
07/11/2015 07:55:00	66	61	64	
07/11/2015 08:00:00	66	62	64	64
07/11/2015 08:05:00	66	61	64	
07/11/2015 08:10:00	66	62	64	
07/11/2015 08:15:00	66	62	64	
07/11/2015 08:20:00	67	62	64	
07/11/2015 08:25:00	65	61	63	

Station: NM4-Ching Chung Hau Po Won Primary School

Start time	dB(A)			
	$L_{10\ (5mins)}$	$L_{90\ (5\ mins)}$	$L_{eq(5mins)}$	$L_{eq(30mins)}$
07/11/2015 08:30:00	66	61	63	64
07/11/2015 08:35:00	65	61	63	
07/11/2015 08:40:00	65	61	63	
07/11/2015 08:45:00	66	61	64	
07/11/2015 08:50:00	65	61	63	
07/11/2015 08:55:00	66	61	64	
07/11/2015 09:00:00	65	61	63	63
07/11/2015 09:05:00	65	62	63	
07/11/2015 09:10:00	66	62	64	
07/11/2015 09:15:00	64	61	63	
07/11/2015 09:20:00	66	62	64	
07/11/2015 09:25:00	65	62	63	
07/11/2015 09:30:00	68	62	65	64
07/11/2015 09:35:00	66	62	64	
07/11/2015 09:40:00	66	61	63	
07/11/2015 09:45:00	66	61	63	
07/11/2015 09:50:00	65	62	63	
07/11/2015 09:55:00	67	62	65	
07/11/2015 10:00:00	68	62	66	67
07/11/2015 10:05:00	70	63	67	
07/11/2015 10:10:00	70	63	67	
07/11/2015 10:15:00	68	63	66	
07/11/2015 10:20:00	69	63	67	
07/11/2015 10:25:00	68	63	66	
07/11/2015 10:30:00	68	63	66	67
07/11/2015 10:35:00	70	64	67	
07/11/2015 10:40:00	70	64	67	
07/11/2015 10:45:00	69	63	66	
07/11/2015 10:50:00	68	63	66	
07/11/2015 10:55:00	68	62	66	
07/11/2015 11:00:00	68	63	66	66
07/11/2015 11:05:00	67	62	65	
07/11/2015 11:10:00	68	62	66	
07/11/2015 11:15:00	69	64	67	
07/11/2015 11:20:00	68	62	66	
07/11/2015 11:25:00	69	63	68	
07/11/2015 11:30:00	70	63	68	66
07/11/2015 11:35:00	67	62	65	
07/11/2015 11:40:00	67	62	65	
07/11/2015 11:45:00	69	62	66	
07/11/2015 11:50:00	67	62	65	
07/11/2015 11:55:00	65	61	63	
07/11/2015 12:00:00	65	62	63	64
07/11/2015 12:05:00	66	61	64	
07/11/2015 12:10:00	65	61	63	
07/11/2015 12:15:00	69	62	66	
07/11/2015 12:20:00	64	61	63	
07/11/2015 12:25:00	66	61	63	
07/11/2015 12:30:00	65	61	62	63
07/11/2015 12:35:00	66	61	64	
07/11/2015 12:40:00	67	62	65	

Station: NM4-Ching Chung Hau Po Won Primary School

Start time	dB(A)			
	$L_{10\ (5mins)}$	$L_{90\ (5\ mins)}$	$L_{eq(5mins)}$	$L_{eq(30mins)}$
07/11/2015 12:45:00	66	61	64	
07/11/2015 12:50:00	65	60	63	
07/11/2015 12:55:00	64	60	62	
07/11/2015 13:00:00	65	60	63	63
07/11/2015 13:05:00	64	61	62	
07/11/2015 13:10:00	65	60	63	
07/11/2015 13:15:00	64	61	63	
07/11/2015 13:20:00	65	60	65	
07/11/2015 13:25:00	67	61	64	
07/11/2015 13:30:00	65	60	63	63
07/11/2015 13:35:00	67	62	65	
07/11/2015 13:40:00	66	61	64	
07/11/2015 13:45:00	65	60	63	
07/11/2015 13:50:00	66	61	63	
07/11/2015 13:55:00	64	61	63	
07/11/2015 14:00:00	65	61	63	65
07/11/2015 14:05:00	72	62	68	
07/11/2015 14:10:00	66	61	64	
07/11/2015 14:15:00	65	61	65	
07/11/2015 14:20:00	67	61	65	
07/11/2015 14:25:00	67	61	66	
07/11/2015 14:30:00	66	61	65	65
07/11/2015 14:35:00	66	62	66	
07/11/2015 14:40:00	65	61	63	
07/11/2015 14:45:00	66	61	64	
07/11/2015 14:50:00	68	62	66	
07/11/2015 14:55:00	67	62	66	
07/11/2015 15:00:00	64	61	64	65
07/11/2015 15:05:00	69	62	66	
07/11/2015 15:10:00	67	61	66	
07/11/2015 15:15:00	65	61	63	
07/11/2015 15:20:00	67	61	64	
07/11/2015 15:25:00	66	62	65	
07/11/2015 15:30:00	66	61	64	64
07/11/2015 15:35:00	66	62	65	
07/11/2015 15:40:00	66	62	64	
07/11/2015 15:45:00	66	62	64	
07/11/2015 15:50:00	67	62	65	
07/11/2015 15:55:00	64	61	63	
07/11/2015 16:00:00	65	62	63	64
07/11/2015 16:05:00	65	62	63	
07/11/2015 16:10:00	67	62	65	
07/11/2015 16:15:00	68	62	66	
07/11/2015 16:20:00	65	61	63	
07/11/2015 16:25:00	65	61	63	
07/11/2015 16:30:00	65	61	63	63
07/11/2015 16:35:00	66	62	64	
07/11/2015 16:40:00	66	62	64	
07/11/2015 16:45:00	66	62	64	
07/11/2015 16:50:00	65	61	63	
07/11/2015 16:55:00	65	61	63	

Station: NM4-Ching Chung Hau Po Won Primary School

Start time	dB(A)			
	$L_{10\ (5mins)}$	$L_{90\ (5\ mins)}$	$L_{eq(5mins)}$	$L_{eq(30mins)}$
07/11/2015 17:00:00	66	61	64	64
07/11/2015 17:05:00	66	62	64	
07/11/2015 17:10:00	67	62	64	
07/11/2015 17:15:00	65	62	63	
07/11/2015 17:20:00	66	61	64	
07/11/2015 17:25:00	65	61	63	
07/11/2015 17:30:00	65	61	63	63
07/11/2015 17:35:00	66	61	64	
07/11/2015 17:40:00	65	61	63	
07/11/2015 17:45:00	65	61	63	
07/11/2015 17:50:00	66	59	63	
07/11/2015 17:55:00	65	60	64	
07/11/2015 18:00:00	65	60	63	63
07/11/2015 18:05:00	65	60	63	
07/11/2015 18:10:00	64	61	63	
07/11/2015 18:15:00	65	61	63	
07/11/2015 18:20:00	65	60	62	
07/11/2015 18:25:00	63	60	61	
07/11/2015 18:30:00	64	60	62	62
07/11/2015 18:35:00	65	60	63	
07/11/2015 18:40:00	66	60	63	
07/11/2015 18:45:00	64	60	62	
07/11/2015 18:50:00	65	60	63	
07/11/2015 18:55:00	63	59	61	
09/11/2015 07:00:00	64	62	63	64
09/11/2015 07:05:00	65	62	65	
09/11/2015 07:10:00	66	62	64	
09/11/2015 07:15:00	65	62	63	
09/11/2015 07:20:00	64	62	63	
09/11/2015 07:25:00	66	62	64	
09/11/2015 07:30:00	66	62	64	64
09/11/2015 07:35:00	66	62	64	
09/11/2015 07:40:00	66	62	65	
09/11/2015 07:45:00	66	62	64	
09/11/2015 07:50:00	67	62	65	
09/11/2015 07:55:00	66	61	64	
09/11/2015 08:00:00	67	62	65	66
09/11/2015 08:05:00	68	63	66	
09/11/2015 08:10:00	68	64	67	
09/11/2015 08:15:00	68	64	66	
09/11/2015 08:20:00	70	65	67	
09/11/2015 08:25:00	67	63	65	
09/11/2015 08:30:00	67	63	66	67
09/11/2015 08:35:00	75	63	70	
09/11/2015 08:40:00	69	64	67	
09/11/2015 08:45:00	67	63	65	
09/11/2015 08:50:00	65	62	63	
09/11/2015 08:55:00	66	62	64	
09/11/2015 09:00:00	66	62	64	64
09/11/2015 09:05:00	66	61	64	
09/11/2015 09:10:00	64	61	63	

Station: NM4-Ching Chung Hau Po Won Primary School

Start time	dB(A)			
	$L_{10\ (5mins)}$	$L_{90\ (5\ mins)}$	$L_{eq(5mins)}$	$L_{eq(30mins)}$
09/11/2015 09:15:00	67	62	65	
09/11/2015 09:20:00	67	62	65	
09/11/2015 09:25:00	67	62	64	
09/11/2015 09:30:00	67	62	65	64
09/11/2015 09:35:00	67	62	64	
09/11/2015 09:40:00	65	62	63	
09/11/2015 09:45:00	66	62	64	
09/11/2015 09:50:00	66	61	64	
09/11/2015 09:55:00	67	61	65	
09/11/2015 10:00:00	66	62	64	64
09/11/2015 10:05:00	67	62	65	
09/11/2015 10:10:00	66	62	65	
09/11/2015 10:15:00	66	62	65	
09/11/2015 10:20:00	67	62	64	
09/11/2015 10:25:00	66	62	64	
09/11/2015 10:30:00	69	62	67	68
09/11/2015 10:35:00	69	63	67	
09/11/2015 10:40:00	71	67	70	
09/11/2015 10:45:00	73	64	71	
09/11/2015 10:50:00	66	62	64	
09/11/2015 10:55:00	69	63	66	
09/11/2015 11:00:00	68	62	65	65
09/11/2015 11:05:00	70	63	67	
09/11/2015 11:10:00	67	63	65	
09/11/2015 11:15:00	67	62	65	
09/11/2015 11:20:00	68	61	65	
09/11/2015 11:25:00	65	61	64	
09/11/2015 11:30:00	65	62	64	65
09/11/2015 11:35:00	68	62	66	
09/11/2015 11:40:00	66	63	65	
09/11/2015 11:45:00	67	63	65	
09/11/2015 11:50:00	66	63	65	
09/11/2015 11:55:00	66	63	65	
09/11/2015 12:00:00	68	63	66	67
09/11/2015 12:05:00	71	65	69	
09/11/2015 12:10:00	70	65	68	
09/11/2015 12:15:00	68	63	66	
09/11/2015 12:20:00	66	62	64	
09/11/2015 12:25:00	67	62	65	
09/11/2015 12:30:00	67	62	65	65
09/11/2015 12:35:00	68	62	66	
09/11/2015 12:40:00	65	62	64	
09/11/2015 12:45:00	67	62	65	
09/11/2015 12:50:00	67	62	65	
09/11/2015 12:55:00	67	63	65	
09/11/2015 13:00:00	67	64	66	69
09/11/2015 13:05:00	72	66	69	
09/11/2015 13:10:00	74	68	72	
09/11/2015 13:15:00	72	64	70	
09/11/2015 13:20:00	67	62	65	
09/11/2015 13:25:00	68	63	66	

Station: NM4-Ching Chung Hau Po Won Primary School

Start time	dB(A)			
	$L_{10\ (5mins)}$	$L_{90\ (5\ mins)}$	$L_{eq(5mins)}$	$L_{eq(30mins)}$
09/11/2015 13:30:00	68	64	66	67
09/11/2015 13:35:00	68	63	66	
09/11/2015 13:40:00	69	63	66	
09/11/2015 13:45:00	69	64	67	
09/11/2015 13:50:00	72	64	69	
09/11/2015 13:55:00	68	63	66	
09/11/2015 14:00:00	68	62	66	69
09/11/2015 14:05:00	67	62	65	
09/11/2015 14:10:00	65	61	63	
09/11/2015 14:15:00	65	61	63	
09/11/2015 14:20:00	65	62	64	
09/11/2015 14:25:00	76	62	75	
09/11/2015 14:30:00	65	61	63	63
09/11/2015 14:35:00	63	61	62	
09/11/2015 14:40:00	64	61	63	
09/11/2015 14:45:00	65	62	63	
09/11/2015 14:50:00	65	62	64	
09/11/2015 14:55:00	66	62	64	
09/11/2015 15:00:00	65	62	64	65
09/11/2015 15:05:00	65	62	63	
09/11/2015 15:10:00	68	63	66	
09/11/2015 15:15:00	65	63	64	
09/11/2015 15:20:00	66	63	65	
09/11/2015 15:25:00	66	63	65	
09/11/2015 15:30:00	67	64	66	66
09/11/2015 15:35:00	69	64	67	
09/11/2015 15:40:00	69	65	67	
09/11/2015 15:45:00	66	62	64	
09/11/2015 15:50:00	69	65	67	
09/11/2015 15:55:00	65	63	64	
09/11/2015 16:00:00	66	61	64	64
09/11/2015 16:05:00	65	61	63	
09/11/2015 16:10:00	65	62	64	
09/11/2015 16:15:00	67	62	65	
09/11/2015 16:20:00	65	61	64	
09/11/2015 16:25:00	67	63	65	
09/11/2015 16:30:00	66	63	64	64
09/11/2015 16:35:00	65	62	63	
09/11/2015 16:40:00	66	62	64	
09/11/2015 16:45:00	65	61	63	
09/11/2015 16:50:00	65	61	63	
09/11/2015 16:55:00	66	62	64	
09/11/2015 17:00:00	65	61	63	63
09/11/2015 17:05:00	65	61	63	
09/11/2015 17:10:00	66	61	63	
09/11/2015 17:15:00	66	61	64	
09/11/2015 17:20:00	64	61	62	
09/11/2015 17:25:00	65	61	63	
09/11/2015 17:30:00	64	61	63	63
09/11/2015 17:35:00	65	60	64	
09/11/2015 17:40:00	66	62	64	

Station: NM4-Ching Chung Hau Po Won Primary School

Start time	dB(A)			
	$L_{10\ (5mins)}$	$L_{90\ (5\ mins)}$	$L_{eq(5mins)}$	$L_{eq(30mins)}$
09/11/2015 17:45:00	64	61	62	
09/11/2015 17:50:00	63	60	62	
09/11/2015 17:55:00	63	61	62	
09/11/2015 18:00:00	63	60	62	64
09/11/2015 18:05:00	64	60	63	
09/11/2015 18:10:00	66	60	64	
09/11/2015 18:15:00	64	60	63	
09/11/2015 18:20:00	65	61	63	
09/11/2015 18:25:00	68	61	66	
09/11/2015 18:30:00	64	60	62	61
09/11/2015 18:35:00	64	59	62	
09/11/2015 18:40:00	63	59	61	
09/11/2015 18:45:00	64	59	61	
09/11/2015 18:50:00	63	59	61	
09/11/2015 18:55:00	64	59	61	
10/11/2015 07:00:00	62	58	60	61
10/11/2015 07:05:00	62	59	61	
10/11/2015 07:10:00	64	59	62	
10/11/2015 07:15:00	63	59	61	
10/11/2015 07:20:00	62	59	61	
10/11/2015 07:25:00	66	60	63	
10/11/2015 07:30:00	65	60	63	64
10/11/2015 07:35:00	65	61	63	
10/11/2015 07:40:00	65	61	63	
10/11/2015 07:45:00	67	62	65	
10/11/2015 07:50:00	67	62	65	
10/11/2015 07:55:00	67	63	65	
10/11/2015 08:00:00	66	63	65	66
10/11/2015 08:05:00	66	63	65	
10/11/2015 08:10:00	70	65	68	
10/11/2015 08:15:00	69	64	67	
10/11/2015 08:20:00	66	63	64	
10/11/2015 08:25:00	68	63	65	
10/11/2015 08:30:00	70	63	67	66
10/11/2015 08:35:00	67	63	65	
10/11/2015 08:40:00	68	64	67	
10/11/2015 08:45:00	68	61	66	
10/11/2015 08:50:00	68	62	65	
10/11/2015 08:55:00	69	63	66	
10/11/2015 09:00:00	70	62	67	65
10/11/2015 09:05:00	65	62	64	
10/11/2015 09:10:00	67	62	65	
10/11/2015 09:15:00	66	62	64	
10/11/2015 09:20:00	66	61	64	
10/11/2015 09:25:00	66	62	64	
10/11/2015 09:30:00	67	63	65	66
10/11/2015 09:35:00	68	64	66	
10/11/2015 09:40:00	67	62	65	
10/11/2015 09:45:00	68	63	65	
10/11/2015 09:50:00	68	63	66	
10/11/2015 09:55:00	68	63	66	

Station: NM4-Ching Chung Hau Po Won Primary School

Start time	dB(A)			
	$L_{10\ (5mins)}$	$L_{90\ (5\ mins)}$	$L_{eq(5mins)}$	$L_{eq(30mins)}$
10/11/2015 10:00:00	67	62	64	66
10/11/2015 10:05:00	67	63	65	
10/11/2015 10:10:00	67	63	66	
10/11/2015 10:15:00	68	64	67	
10/11/2015 10:20:00	67	63	66	
10/11/2015 10:25:00	68	63	66	
10/11/2015 10:30:00	68	65	67	69
10/11/2015 10:35:00	69	65	68	
10/11/2015 10:40:00	73	67	71	
10/11/2015 10:45:00	75	70	73	
10/11/2015 10:50:00	72	64	69	
10/11/2015 10:55:00	67	62	65	
10/11/2015 11:00:00	70	64	68	67
10/11/2015 11:05:00	69	63	67	
10/11/2015 11:10:00	67	63	65	
10/11/2015 11:15:00	68	65	67	
10/11/2015 11:20:00	69	66	67	
10/11/2015 11:25:00	68	63	66	
10/11/2015 11:30:00	71	63	67	68
10/11/2015 11:35:00	71	65	69	
10/11/2015 11:40:00	73	64	69	
10/11/2015 11:45:00	71	63	67	
10/11/2015 11:50:00	70	64	68	
10/11/2015 11:55:00	72	65	70	
10/11/2015 12:00:00	74	65	71	71
10/11/2015 12:05:00	72	65	69	
10/11/2015 12:10:00	75	68	72	
10/11/2015 12:15:00	76	68	73	
10/11/2015 12:20:00	72	66	70	
10/11/2015 12:25:00	71	65	69	
10/11/2015 12:30:00	71	65	69	69
10/11/2015 12:35:00	72	65	69	
10/11/2015 12:40:00	72	65	69	
10/11/2015 12:45:00	72	66	69	
10/11/2015 12:50:00	73	67	71	
10/11/2015 12:55:00	70	64	68	
10/11/2015 13:00:00	70	66	68	71
10/11/2015 13:05:00	71	66	69	
10/11/2015 13:10:00	75	70	72	
10/11/2015 13:15:00	75	71	74	
10/11/2015 13:20:00	73	65	70	
10/11/2015 13:25:00	67	63	65	
10/11/2015 13:30:00	70	63	67	70
10/11/2015 13:35:00	70	64	68	
10/11/2015 13:40:00	74	65	71	
10/11/2015 13:45:00	70	64	69	
10/11/2015 13:50:00	72	69	70	
10/11/2015 13:55:00	72	69	71	
10/11/2015 14:00:00	72	69	71	69
10/11/2015 14:05:00	71	69	70	
10/11/2015 14:10:00	71	65	69	

Station: NM4-Ching Chung Hau Po Won Primary School

Start time	dB(A)			
	$L_{10\ (5mins)}$	$L_{90\ (5\ mins)}$	$L_{eq(5mins)}$	$L_{eq(30mins)}$
10/11/2015 14:15:00	68	65	66	
10/11/2015 14:20:00	70	65	67	
10/11/2015 14:25:00	67	63	66	
10/11/2015 14:30:00	68	63	66	65
10/11/2015 14:35:00	68	65	66	
10/11/2015 14:40:00	66	63	64	
10/11/2015 14:45:00	67	63	65	
10/11/2015 14:50:00	67	62	64	
10/11/2015 14:55:00	67	62	65	
10/11/2015 15:00:00	67	62	65	66
10/11/2015 15:05:00	67	64	66	
10/11/2015 15:10:00	69	65	67	
10/11/2015 15:15:00	68	65	67	
10/11/2015 15:20:00	68	65	66	
10/11/2015 15:25:00	68	65	67	
10/11/2015 15:30:00	68	66	67	68
10/11/2015 15:35:00	69	67	68	
10/11/2015 15:40:00	73	67	70	
10/11/2015 15:45:00	69	66	67	
10/11/2015 15:50:00	69	65	68	
10/11/2015 15:55:00	68	65	67	
10/11/2015 16:00:00	69	65	68	68
10/11/2015 16:05:00	75	66	70	
10/11/2015 16:10:00	69	65	67	
10/11/2015 16:15:00	74	64	70	
10/11/2015 16:20:00	68	63	66	
10/11/2015 16:25:00	69	63	66	
10/11/2015 16:30:00	68	64	67	67
10/11/2015 16:35:00	70	64	69	
10/11/2015 16:40:00	68	63	66	
10/11/2015 16:45:00	67	63	65	
10/11/2015 16:50:00	67	63	65	
10/11/2015 16:55:00	68	63	66	
10/11/2015 17:00:00	68	63	66	66
10/11/2015 17:05:00	68	63	66	
10/11/2015 17:10:00	68	63	66	
10/11/2015 17:15:00	68	63	65	
10/11/2015 17:20:00	68	64	66	
10/11/2015 17:25:00	68	63	66	
10/11/2015 17:30:00	68	63	67	66
10/11/2015 17:35:00	69	64	67	
10/11/2015 17:40:00	68	63	66	
10/11/2015 17:45:00	67	62	65	
10/11/2015 17:50:00	68	62	67	
10/11/2015 17:55:00	68	63	66	
10/11/2015 18:00:00	67	62	65	65
10/11/2015 18:05:00	66	62	64	
10/11/2015 18:10:00	68	62	68	
10/11/2015 18:15:00	67	62	64	
10/11/2015 18:20:00	65	61	63	
10/11/2015 18:25:00	65	61	63	

Station: NM4-Ching Chung Hau Po Won Primary School

Start time	dB(A)			
	$L_{10\ (5mins)}$	$L_{90\ (5\ mins)}$	$L_{eq(5mins)}$	$L_{eq(30mins)}$
10/11/2015 18:30:00	64	61	63	63
10/11/2015 18:35:00	65	61	63	
10/11/2015 18:40:00	65	61	63	
10/11/2015 18:45:00	65	61	63	
10/11/2015 18:50:00	66	61	63	
10/11/2015 18:55:00	64	60	62	
11/11/2015 07:00:00	65	62	64	64
11/11/2015 07:05:00	66	61	64	
11/11/2015 07:10:00	65	61	63	
11/11/2015 07:15:00	65	61	63	
11/11/2015 07:20:00	65	62	64	
11/11/2015 07:25:00	67	62	65	
11/11/2015 07:30:00	66	62	64	65
11/11/2015 07:35:00	66	62	64	
11/11/2015 07:40:00	66	63	65	
11/11/2015 07:45:00	68	62	66	
11/11/2015 07:50:00	66	63	65	
11/11/2015 07:55:00	67	63	66	
11/11/2015 08:00:00	67	63	65	66
11/11/2015 08:05:00	67	63	66	
11/11/2015 08:10:00	69	64	67	
11/11/2015 08:15:00	69	63	66	
11/11/2015 08:20:00	67	63	65	
11/11/2015 08:25:00	67	63	65	
11/11/2015 08:30:00	67	63	66	66
11/11/2015 08:35:00	71	64	68	
11/11/2015 08:40:00	66	62	64	
11/11/2015 08:45:00	67	63	65	
11/11/2015 08:50:00	67	63	65	
11/11/2015 08:55:00	66	63	64	
11/11/2015 09:00:00	68	63	66	66
11/11/2015 09:05:00	70	64	68	
11/11/2015 09:10:00	67	62	65	
11/11/2015 09:15:00	68	63	66	
11/11/2015 09:20:00	70	62	67	
11/11/2015 09:25:00	66	62	64	
11/11/2015 09:30:00	67	62	65	65
11/11/2015 09:35:00	67	62	64	
11/11/2015 09:40:00	67	62	64	
11/11/2015 09:45:00	67	62	65	
11/11/2015 09:50:00	67	63	65	
11/11/2015 09:55:00	66	62	65	
11/11/2015 10:00:00	67	62	65	65
11/11/2015 10:05:00	66	62	64	
11/11/2015 10:10:00	67	62	65	
11/11/2015 10:15:00	68	62	65	
11/11/2015 10:20:00	67	62	65	
11/11/2015 10:25:00	65	62	64	
11/11/2015 10:30:00	67	63	65	68
11/11/2015 10:35:00	68	64	66	
11/11/2015 10:40:00	71	66	69	

Station: NM4-Ching Chung Hau Po Won Primary School

Start time	dB(A)			
	$L_{10\ (5mins)}$	$L_{90\ (5\ mins)}$	$L_{eq(5mins)}$	$L_{eq(30mins)}$
11/11/2015 10:45:00	73	69	71	
11/11/2015 10:50:00	71	64	67	
11/11/2015 10:55:00	69	65	68	
11/11/2015 11:00:00	68	63	67	66
11/11/2015 11:05:00	65	62	64	
11/11/2015 11:10:00	66	62	65	
11/11/2015 11:15:00	68	63	66	
11/11/2015 11:20:00	68	64	66	
11/11/2015 11:25:00	68	64	66	
11/11/2015 11:30:00	67	63	66	65
11/11/2015 11:35:00	68	64	66	
11/11/2015 11:40:00	68	63	66	
11/11/2015 11:45:00	66	63	65	
11/11/2015 11:50:00	67	62	65	
11/11/2015 11:55:00	67	63	65	
11/11/2015 12:00:00	66	62	64	65
11/11/2015 12:05:00	67	62	65	
11/11/2015 12:10:00	68	62	65	
11/11/2015 12:15:00	66	62	64	
11/11/2015 12:20:00	66	62	64	
11/11/2015 12:25:00	66	62	65	
11/11/2015 12:30:00	67	63	65	66
11/11/2015 12:35:00	67	63	65	
11/11/2015 12:40:00	68	63	66	
11/11/2015 12:45:00	68	65	67	
11/11/2015 12:50:00	69	63	66	
11/11/2015 12:55:00	67	63	65	
11/11/2015 13:00:00	67	63	65	70
11/11/2015 13:05:00	70	65	68	
11/11/2015 13:10:00	74	70	72	
11/11/2015 13:15:00	75	71	74	
11/11/2015 13:20:00	74	63	69	
11/11/2015 13:25:00	67	62	64	
11/11/2015 13:30:00	67	62	65	65
11/11/2015 13:35:00	68	62	65	
11/11/2015 13:40:00	66	63	65	
11/11/2015 13:45:00	68	62	66	
11/11/2015 13:50:00	65	62	64	
11/11/2015 13:55:00	66	62	64	
11/11/2015 14:00:00	65	62	63	64
11/11/2015 14:05:00	65	62	63	
11/11/2015 14:10:00	65	62	64	
11/11/2015 14:15:00	65	62	64	
11/11/2015 14:20:00	67	63	65	
11/11/2015 14:25:00	69	63	66	
11/11/2015 14:30:00	67	61	65	64
11/11/2015 14:35:00	65	62	63	
11/11/2015 14:40:00	69	62	66	
11/11/2015 14:45:00	67	62	65	
11/11/2015 14:50:00	66	61	64	
11/11/2015 14:55:00	65	61	63	

Station: NM4-Ching Chung Hau Po Won Primary School

Start time	dB(A)			
	$L_{10\ (5mins)}$	$L_{90\ (5\ mins)}$	$L_{eq(5mins)}$	$L_{eq(30mins)}$
11/11/2015 15:00:00	66	62	64	64
11/11/2015 15:05:00	67	62	65	
11/11/2015 15:10:00	68	62	65	
11/11/2015 15:15:00	66	61	64	
11/11/2015 15:20:00	66	62	64	
11/11/2015 15:25:00	67	62	64	
11/11/2015 15:30:00	68	62	65	66
11/11/2015 15:35:00	68	62	65	
11/11/2015 15:40:00	70	66	68	
11/11/2015 15:45:00	67	62	65	
11/11/2015 15:50:00	68	62	66	
11/11/2015 15:55:00	66	61	64	
11/11/2015 16:00:00	65	60	63	65
11/11/2015 16:05:00	65	61	64	
11/11/2015 16:10:00	69	65	67	
11/11/2015 16:15:00	67	61	64	
11/11/2015 16:20:00	67	61	64	
11/11/2015 16:25:00	65	61	64	
11/11/2015 16:30:00	65	62	64	64
11/11/2015 16:35:00	65	61	63	
11/11/2015 16:40:00	67	62	65	
11/11/2015 16:45:00	66	63	65	
11/11/2015 16:50:00	66	62	64	
11/11/2015 16:55:00	67	63	65	
11/11/2015 17:00:00	67	63	65	65
11/11/2015 17:05:00	66	62	64	
11/11/2015 17:10:00	67	62	65	
11/11/2015 17:15:00	66	63	65	
11/11/2015 17:20:00	67	62	65	
11/11/2015 17:25:00	67	62	64	
11/11/2015 17:30:00	66	62	64	64
11/11/2015 17:35:00	67	62	64	
11/11/2015 17:40:00	66	62	64	
11/11/2015 17:45:00	66	62	64	
11/11/2015 17:50:00	64	61	62	
11/11/2015 17:55:00	67	61	66	
11/11/2015 18:00:00	64	61	63	63
11/11/2015 18:05:00	66	61	63	
11/11/2015 18:10:00	66	61	64	
11/11/2015 18:15:00	65	60	63	
11/11/2015 18:20:00	64	60	62	
11/11/2015 18:25:00	64	60	62	
11/11/2015 18:30:00	65	60	63	63
11/11/2015 18:35:00	65	60	63	
11/11/2015 18:40:00	65	60	63	
11/11/2015 18:45:00	63	60	61	
11/11/2015 18:50:00	65	60	63	
11/11/2015 18:55:00	64	60	63	
12/11/2015 07:00:00	64	60	62	63
12/11/2015 07:05:00	63	60	61	
12/11/2015 07:10:00	65	61	63	

Station: NM4-Ching Chung Hau Po Won Primary School

Start time	dB(A)			
	$L_{10\ (5mins)}$	$L_{90\ (5\ mins)}$	$L_{eq(5mins)}$	$L_{eq(30mins)}$
12/11/2015 07:15:00	65	61	63	
12/11/2015 07:20:00	65	62	64	
12/11/2015 07:25:00	67	61	64	
12/11/2015 07:30:00	65	62	64	64
12/11/2015 07:35:00	66	62	64	
12/11/2015 07:40:00	65	62	63	
12/11/2015 07:45:00	67	62	65	
12/11/2015 07:50:00	67	62	65	
12/11/2015 07:55:00	67	63	65	
12/11/2015 08:00:00	68	63	66	65
12/11/2015 08:05:00	66	62	65	
12/11/2015 08:10:00	67	63	65	
12/11/2015 08:15:00	66	62	65	
12/11/2015 08:20:00	66	62	64	
12/11/2015 08:25:00	66	62	64	
12/11/2015 08:30:00	68	62	65	65
12/11/2015 08:35:00	65	61	63	
12/11/2015 08:40:00	68	62	68	
12/11/2015 08:45:00	67	63	65	
12/11/2015 08:50:00	66	62	64	
12/11/2015 08:55:00	65	61	64	
12/11/2015 09:00:00	65	62	64	67
12/11/2015 09:05:00	69	63	66	
12/11/2015 09:10:00	71	63	68	
12/11/2015 09:15:00	69	63	67	
12/11/2015 09:20:00	68	63	66	
12/11/2015 09:25:00	70	64	68	
12/11/2015 09:30:00	69	64	67	67
12/11/2015 09:35:00	69	64	67	
12/11/2015 09:40:00	70	64	67	
12/11/2015 09:45:00	70	65	68	
12/11/2015 09:50:00	70	64	67	
12/11/2015 09:55:00	66	63	65	
12/11/2015 10:00:00	67	63	65	69
12/11/2015 10:05:00	67	63	65	
12/11/2015 10:10:00	67	63	65	
12/11/2015 10:15:00	67	62	65	
12/11/2015 10:20:00	69	64	67	
12/11/2015 10:25:00	82	64	76	
12/11/2015 10:30:00	68	63	65	71
12/11/2015 10:35:00	73	65	70	
12/11/2015 10:40:00	75	71	73	
12/11/2015 10:45:00	77	72	75	
12/11/2015 10:50:00	71	64	69	
12/11/2015 10:55:00	68	65	66	
12/11/2015 11:00:00	67	65	66	66
12/11/2015 11:05:00	67	64	65	
12/11/2015 11:10:00	67	64	66	
12/11/2015 11:15:00	67	64	66	
12/11/2015 11:20:00	68	64	66	
12/11/2015 11:25:00	68	63	66	

Station: NM4-Ching Chung Hau Po Won Primary School

Start time	dB(A)			
	$L_{10\ (5mins)}$	$L_{90\ (5\ mins)}$	$L_{eq(5mins)}$	$L_{eq(30mins)}$
12/11/2015 11:30:00	67	62	65	66
12/11/2015 11:35:00	67	62	65	
12/11/2015 11:40:00	69	63	67	
12/11/2015 11:45:00	67	64	66	
12/11/2015 11:50:00	67	63	65	
12/11/2015 11:55:00	68	64	66	
12/11/2015 12:00:00	67	63	65	66
12/11/2015 12:05:00	68	63	66	
12/11/2015 12:10:00	69	64	67	
12/11/2015 12:15:00	70	64	68	
12/11/2015 12:20:00	67	63	65	
12/11/2015 12:25:00	69	63	66	
12/11/2015 12:30:00	68	63	66	66
12/11/2015 12:35:00	68	63	66	
12/11/2015 12:40:00	66	62	65	
12/11/2015 12:45:00	69	63	66	
12/11/2015 12:50:00	68	63	66	
12/11/2015 12:55:00	68	64	66	
12/11/2015 13:00:00	68	65	67	71
12/11/2015 13:05:00	73	67	71	
12/11/2015 13:10:00	75	71	73	
12/11/2015 13:15:00	76	73	75	
12/11/2015 13:20:00	75	63	70	
12/11/2015 13:25:00	67	63	65	
12/11/2015 13:30:00	68	63	65	67
12/11/2015 13:35:00	68	63	66	
12/11/2015 13:40:00	69	64	67	
12/11/2015 13:45:00	71	64	68	
12/11/2015 13:50:00	68	63	66	
12/11/2015 13:55:00	70	64	67	
12/11/2015 14:00:00	70	64	67	67
12/11/2015 14:05:00	68	64	66	
12/11/2015 14:10:00	68	64	67	
12/11/2015 14:15:00	69	64	67	
12/11/2015 14:20:00	69	64	67	
12/11/2015 14:25:00	68	64	65	
12/11/2015 14:30:00	67	63	65	66
12/11/2015 14:35:00	67	63	65	
12/11/2015 14:40:00	67	63	65	
12/11/2015 14:45:00	69	63	67	
12/11/2015 14:50:00	70	63	67	
12/11/2015 14:55:00	70	64	68	
12/11/2015 15:00:00	70	64	67	70
12/11/2015 15:05:00	74	66	71	
12/11/2015 15:10:00	74	65	71	
12/11/2015 15:15:00	74	65	71	
12/11/2015 15:20:00	73	64	70	
12/11/2015 15:25:00	73	65	70	
12/11/2015 15:30:00	71	63	68	67
12/11/2015 15:35:00	68	63	66	
12/11/2015 15:40:00	70	65	68	

Station: NM4-Ching Chung Hau Po Won Primary School

Start time	dB(A)			
	$L_{10\ (5mins)}$	$L_{90\ (5\ mins)}$	$L_{eq(5mins)}$	$L_{eq(30mins)}$
12/11/2015 15:45:00	69	63	67	
12/11/2015 15:50:00	70	65	68	
12/11/2015 15:55:00	68	63	66	
12/11/2015 16:00:00	66	63	64	64
12/11/2015 16:05:00	66	62	64	
12/11/2015 16:10:00	66	62	64	
12/11/2015 16:15:00	68	63	65	
12/11/2015 16:20:00	65	62	64	
12/11/2015 16:25:00	66	62	64	
12/11/2015 16:30:00	67	62	65	65
12/11/2015 16:35:00	67	62	65	
12/11/2015 16:40:00	65	62	64	
12/11/2015 16:45:00	67	62	65	
12/11/2015 16:50:00	66	62	64	
12/11/2015 16:55:00	68	63	66	
12/11/2015 17:00:00	67	62	64	65
12/11/2015 17:05:00	66	62	64	
12/11/2015 17:10:00	69	62	66	
12/11/2015 17:15:00	66	62	64	
12/11/2015 17:20:00	66	62	64	
12/11/2015 17:25:00	66	62	64	
12/11/2015 17:30:00	66	62	64	64
12/11/2015 17:35:00	67	63	66	
12/11/2015 17:40:00	66	63	65	
12/11/2015 17:45:00	66	61	64	
12/11/2015 17:50:00	66	62	64	
12/11/2015 17:55:00	66	61	64	
12/11/2015 18:00:00	64	61	63	63
12/11/2015 18:05:00	65	61	63	
12/11/2015 18:10:00	66	61	64	
12/11/2015 18:15:00	66	61	64	
12/11/2015 18:20:00	64	61	63	
12/11/2015 18:25:00	66	60	64	
12/11/2015 18:30:00	65	60	63	63
12/11/2015 18:35:00	63	59	62	
12/11/2015 18:40:00	64	60	62	
12/11/2015 18:45:00	64	59	62	
12/11/2015 18:50:00	65	60	63	
12/11/2015 18:55:00	67	60	66	
13/11/2015 07:00:00	64	60	62	62
13/11/2015 07:05:00	63	60	62	
13/11/2015 07:10:00	63	60	62	
13/11/2015 07:15:00	65	61	63	
13/11/2015 07:20:00	64	60	62	
13/11/2015 07:25:00	65	61	63	
13/11/2015 07:30:00	65	61	63	64
13/11/2015 07:35:00	66	62	65	
13/11/2015 07:40:00	65	61	64	
13/11/2015 07:45:00	66	61	64	
13/11/2015 07:50:00	66	62	65	
13/11/2015 07:55:00	67	62	65	

Station: NM4-Ching Chung Hau Po Won Primary School

Start time	dB(A)			
	$L_{10\ (5mins)}$	$L_{90\ (5\ mins)}$	$L_{eq(5mins)}$	$L_{eq(30mins)}$
13/11/2015 08:00:00	66	61	64	66
13/11/2015 08:05:00	66	62	65	
13/11/2015 08:10:00	68	63	67	
13/11/2015 08:15:00	69	65	67	
13/11/2015 08:20:00	72	65	69	
13/11/2015 08:25:00	67	62	65	
13/11/2015 08:30:00	65	61	63	65
13/11/2015 08:35:00	69	62	66	
13/11/2015 08:40:00	70	62	67	
13/11/2015 08:45:00	68	64	67	
13/11/2015 08:50:00	66	62	64	
13/11/2015 08:55:00	67	62	65	
13/11/2015 09:00:00	66	62	64	64
13/11/2015 09:05:00	65	62	63	
13/11/2015 09:10:00	65	62	63	
13/11/2015 09:15:00	66	61	64	
13/11/2015 09:20:00	65	62	63	
13/11/2015 09:25:00	67	62	65	
13/11/2015 09:30:00	66	62	64	65
13/11/2015 09:35:00	68	62	65	
13/11/2015 09:40:00	66	61	64	
13/11/2015 09:45:00	67	61	65	
13/11/2015 09:50:00	66	62	65	
13/11/2015 09:55:00	67	62	65	
13/11/2015 10:00:00	67	62	65	65
13/11/2015 10:05:00	67	63	65	
13/11/2015 10:10:00	66	62	64	
13/11/2015 10:15:00	68	63	66	
13/11/2015 10:20:00	68	64	66	
13/11/2015 10:25:00	70	64	67	
13/11/2015 10:30:00	69	64	66	67
13/11/2015 10:35:00	68	64	66	
13/11/2015 10:40:00	70	66	68	
13/11/2015 10:45:00	71	67	69	
13/11/2015 10:50:00	70	63	66	
13/11/2015 10:55:00	69	63	67	
13/11/2015 11:00:00	69	63	66	68
13/11/2015 11:05:00	71	63	68	
13/11/2015 11:10:00	72	66	70	
13/11/2015 11:15:00	72	65	69	
13/11/2015 11:20:00	68	64	66	
13/11/2015 11:25:00	69	63	66	
13/11/2015 11:30:00	66	63	65	66
13/11/2015 11:35:00	71	63	68	
13/11/2015 11:40:00	67	64	66	
13/11/2015 11:45:00	68	62	67	
13/11/2015 11:50:00	69	63	67	
13/11/2015 11:55:00	67	63	65	
13/11/2015 12:00:00	80	63	73	68
13/11/2015 12:05:00	66	62	64	
13/11/2015 12:10:00	66	62	64	

Station: NM4-Ching Chung Hau Po Won Primary School

Start time	dB(A)			
	$L_{10\ (5mins)}$	$L_{90\ (5\ mins)}$	$L_{eq(5mins)}$	$L_{eq(30mins)}$
13/11/2015 12:15:00	65	62	64	
13/11/2015 12:20:00	67	62	65	
13/11/2015 12:25:00	68	63	65	
13/11/2015 12:30:00	69	63	67	66
13/11/2015 12:35:00	67	63	65	
13/11/2015 12:40:00	69	62	66	
13/11/2015 12:45:00	67	63	65	
13/11/2015 12:50:00	68	63	66	
13/11/2015 12:55:00	70	65	68	
13/11/2015 13:00:00	70	64	68	68
13/11/2015 13:05:00	71	65	68	
13/11/2015 13:10:00	72	67	70	
13/11/2015 13:15:00	72	66	70	
13/11/2015 13:20:00	71	64	68	
13/11/2015 13:25:00	68	62	66	
13/11/2015 13:30:00	68	62	65	64
13/11/2015 13:35:00	66	62	64	
13/11/2015 13:40:00	67	61	64	
13/11/2015 13:45:00	66	61	64	
13/11/2015 13:50:00	66	62	64	
13/11/2015 13:55:00	66	61	63	
13/11/2015 14:00:00	66	61	63	67
13/11/2015 14:05:00	64	61	63	
13/11/2015 14:10:00	69	63	67	
13/11/2015 14:15:00	72	65	70	
13/11/2015 14:20:00	71	65	68	
13/11/2015 14:25:00	71	66	69	
13/11/2015 14:30:00	71	66	69	69
13/11/2015 14:35:00	71	66	69	
13/11/2015 14:40:00	73	67	70	
13/11/2015 14:45:00	72	66	69	
13/11/2015 14:50:00	69	64	67	
13/11/2015 14:55:00	74	64	71	
13/11/2015 15:00:00	72	65	69	74
13/11/2015 15:05:00	76	68	73	
13/11/2015 15:10:00	77	69	74	
13/11/2015 15:15:00	76	68	73	
13/11/2015 15:20:00	79	70	76	
13/11/2015 15:25:00	78	69	74	
13/11/2015 15:30:00	77	65	73	69
13/11/2015 15:35:00	68	64	66	
13/11/2015 15:40:00	69	64	67	
13/11/2015 15:45:00	69	65	67	
13/11/2015 15:50:00	71	64	68	
13/11/2015 15:55:00	69	64	66	
13/11/2015 16:00:00	70	65	68	67
13/11/2015 16:05:00	70	66	68	
13/11/2015 16:10:00	69	65	67	
13/11/2015 16:15:00	68	64	66	
13/11/2015 16:20:00	69	64	67	
13/11/2015 16:25:00	69	64	67	

Station: NM4-Ching Chung Hau Po Won Primary School

Start time	dB(A)			
	$L_{10\ (5mins)}$	$L_{90\ (5\ mins)}$	$L_{eq(5mins)}$	$L_{eq(30mins)}$
13/11/2015 16:30:00	69	65	67	67
13/11/2015 16:35:00	67	64	66	
13/11/2015 16:40:00	68	64	66	
13/11/2015 16:45:00	69	65	67	
13/11/2015 16:50:00	69	64	67	
13/11/2015 16:55:00	70	64	67	
13/11/2015 17:00:00	67	64	66	66
13/11/2015 17:05:00	68	64	66	
13/11/2015 17:10:00	68	63	66	
13/11/2015 17:15:00	69	64	67	
13/11/2015 17:20:00	69	64	66	
13/11/2015 17:25:00	66	63	65	
13/11/2015 17:30:00	67	63	65	65
13/11/2015 17:35:00	68	63	66	
13/11/2015 17:40:00	69	63	66	
13/11/2015 17:45:00	66	63	65	
13/11/2015 17:50:00	67	63	65	
13/11/2015 17:55:00	65	62	64	
13/11/2015 18:00:00	65	63	64	64
13/11/2015 18:05:00	66	63	64	
13/11/2015 18:10:00	66	63	65	
13/11/2015 18:15:00	66	63	64	
13/11/2015 18:20:00	66	62	64	
13/11/2015 18:25:00	67	62	65	
13/11/2015 18:30:00	66	62	64	63
13/11/2015 18:35:00	64	62	63	
13/11/2015 18:40:00	66	61	64	
13/11/2015 18:45:00	65	61	63	
13/11/2015 18:50:00	64	61	63	
13/11/2015 18:55:00	66	61	63	
14/11/2015 07:00:00	66	62	64	65
14/11/2015 07:05:00	67	62	65	
14/11/2015 07:10:00	67	62	65	
14/11/2015 07:15:00	65	62	64	
14/11/2015 07:20:00	66	62	64	
14/11/2015 07:25:00	67	62	65	
14/11/2015 07:30:00	67	62	65	64
14/11/2015 07:35:00	66	62	64	
14/11/2015 07:40:00	65	62	64	
14/11/2015 07:45:00	65	61	63	
14/11/2015 07:50:00	66	61	64	
14/11/2015 07:55:00	66	62	64	
14/11/2015 08:00:00	66	62	64	65
14/11/2015 08:05:00	67	63	66	
14/11/2015 08:10:00	67	62	65	
14/11/2015 08:15:00	66	61	63	
14/11/2015 08:20:00	65	60	63	
14/11/2015 08:25:00	67	61	65	
14/11/2015 08:30:00	65	61	63	63
14/11/2015 08:35:00	66	60	63	
14/11/2015 08:40:00	66	61	63	

Station: NM4-Ching Chung Hau Po Won Primary School

Start time	dB(A)			
	$L_{10\ (5mins)}$	$L_{90\ (5\ mins)}$	$L_{eq(5mins)}$	$L_{eq(30mins)}$
14/11/2015 08:45:00	64	61	63	
14/11/2015 08:50:00	65	61	63	
14/11/2015 08:55:00	67	62	65	
14/11/2015 09:00:00	65	61	63	65
14/11/2015 09:05:00	67	62	64	
14/11/2015 09:10:00	67	62	65	
14/11/2015 09:15:00	67	61	64	
14/11/2015 09:20:00	67	63	66	
14/11/2015 09:25:00	67	62	66	
14/11/2015 09:30:00	67	60	64	65
14/11/2015 09:35:00	65	61	63	
14/11/2015 09:40:00	65	59	63	
14/11/2015 09:45:00	66	60	64	
14/11/2015 09:50:00	67	64	66	
14/11/2015 09:55:00	68	63	66	
14/11/2015 10:00:00	68	63	66	65
14/11/2015 10:05:00	68	62	66	
14/11/2015 10:10:00	67	62	65	
14/11/2015 10:15:00	66	60	63	
14/11/2015 10:20:00	67	60	64	
14/11/2015 10:25:00	65	60	63	
14/11/2015 10:30:00	66	61	64	65
14/11/2015 10:35:00	67	62	65	
14/11/2015 10:40:00	68	62	66	
14/11/2015 10:45:00	67	61	65	
14/11/2015 10:50:00	66	61	64	
14/11/2015 10:55:00	66	60	63	
14/11/2015 11:00:00	68	64	67	67
14/11/2015 11:05:00	68	64	66	
14/11/2015 11:10:00	68	63	66	
14/11/2015 11:15:00	68	65	67	
14/11/2015 11:20:00	68	65	67	
14/11/2015 11:25:00	68	65	67	
14/11/2015 11:30:00	68	65	67	66
14/11/2015 11:35:00	68	65	67	
14/11/2015 11:40:00	68	65	67	
14/11/2015 11:45:00	67	62	66	
14/11/2015 11:50:00	67	62	65	
14/11/2015 11:55:00	68	64	66	
14/11/2015 12:00:00	67	64	66	67
14/11/2015 12:05:00	68	64	66	
14/11/2015 12:10:00	69	64	67	
14/11/2015 12:15:00	68	64	66	
14/11/2015 12:20:00	69	65	68	
14/11/2015 12:25:00	68	64	66	
14/11/2015 12:30:00	68	64	67	67
14/11/2015 12:35:00	69	64	67	
14/11/2015 12:40:00	68	64	67	
14/11/2015 12:45:00	68	64	66	
14/11/2015 12:50:00	68	64	66	
14/11/2015 12:55:00	67	64	66	

Station: NM4-Ching Chung Hau Po Won Primary School

Start time	dB(A)			
	$L_{10\ (5mins)}$	$L_{90\ (5\ mins)}$	$L_{eq(5mins)}$	$L_{eq(30mins)}$
14/11/2015 13:00:00	67	64	66	66
14/11/2015 13:05:00	68	64	66	
14/11/2015 13:10:00	67	64	66	
14/11/2015 13:15:00	68	64	66	
14/11/2015 13:20:00	67	64	66	
14/11/2015 13:25:00	67	64	66	
14/11/2015 13:30:00	68	64	66	65
14/11/2015 13:35:00	67	64	66	
14/11/2015 13:40:00	68	64	66	
14/11/2015 13:45:00	67	62	65	
14/11/2015 13:50:00	65	61	63	
14/11/2015 13:55:00	65	60	63	
14/11/2015 14:00:00	65	61	63	65
14/11/2015 14:05:00	66	61	63	
14/11/2015 14:10:00	66	62	64	
14/11/2015 14:15:00	68	63	66	
14/11/2015 14:20:00	68	62	66	
14/11/2015 14:25:00	65	61	63	
14/11/2015 14:30:00	67	63	66	64
14/11/2015 14:35:00	67	62	64	
14/11/2015 14:40:00	66	61	64	
14/11/2015 14:45:00	65	61	63	
14/11/2015 14:50:00	65	61	63	
14/11/2015 14:55:00	66	61	64	
14/11/2015 15:00:00	66	63	64	66
14/11/2015 15:05:00	67	63	66	
14/11/2015 15:10:00	69	64	67	
14/11/2015 15:15:00	68	64	67	
14/11/2015 15:20:00	67	63	66	
14/11/2015 15:25:00	68	63	66	
14/11/2015 15:30:00	68	65	67	67
14/11/2015 15:35:00	68	65	67	
14/11/2015 15:40:00	69	66	68	
14/11/2015 15:45:00	68	64	66	
14/11/2015 15:50:00	68	65	67	
14/11/2015 15:55:00	68	65	67	
14/11/2015 16:00:00	68	65	67	67
14/11/2015 16:05:00	67	64	66	
14/11/2015 16:10:00	68	64	67	
14/11/2015 16:15:00	69	65	67	
14/11/2015 16:20:00	69	65	68	
14/11/2015 16:25:00	67	64	66	
14/11/2015 16:30:00	68	65	67	66
14/11/2015 16:35:00	67	64	66	
14/11/2015 16:40:00	68	65	67	
14/11/2015 16:45:00	68	64	66	
14/11/2015 16:50:00	68	60	66	
14/11/2015 16:55:00	67	64	66	
14/11/2015 17:00:00	67	63	65	66
14/11/2015 17:05:00	68	64	66	
14/11/2015 17:10:00	67	63	66	

Station: NM4-Ching Chung Hau Po Won Primary School

Start time	dB(A)			
	$L_{10\ (5mins)}$	$L_{90\ (5\ mins)}$	$L_{eq(5mins)}$	$L_{eq(30mins)}$
14/11/2015 17:15:00	68	63	66	
14/11/2015 17:20:00	67	63	66	
14/11/2015 17:25:00	67	63	66	
14/11/2015 17:30:00	66	63	65	65
14/11/2015 17:35:00	68	63	66	
14/11/2015 17:40:00	68	64	66	
14/11/2015 17:45:00	67	63	66	
14/11/2015 17:50:00	67	62	65	
14/11/2015 17:55:00	65	60	62	
14/11/2015 18:00:00	64	61	62	64
14/11/2015 18:05:00	66	61	64	
14/11/2015 18:10:00	66	60	63	
14/11/2015 18:15:00	66	61	64	
14/11/2015 18:20:00	68	62	66	
14/11/2015 18:25:00	67	63	66	
14/11/2015 18:30:00	67	63	66	65
14/11/2015 18:35:00	67	63	65	
14/11/2015 18:40:00	65	61	63	
14/11/2015 18:45:00	66	61	64	
14/11/2015 18:50:00	67	63	66	
14/11/2015 18:55:00	67	63	66	
16/11/2015 07:00:00	69	66	68	68
16/11/2015 07:05:00	69	66	68	
16/11/2015 07:10:00	68	66	67	
16/11/2015 07:15:00	69	66	68	
16/11/2015 07:20:00	68	66	68	
16/11/2015 07:25:00	69	66	68	
16/11/2015 07:30:00	68	66	68	68
16/11/2015 07:35:00	69	66	68	
16/11/2015 07:40:00	70	67	69	
16/11/2015 07:45:00	70	67	68	
16/11/2015 07:50:00	69	66	68	
16/11/2015 07:55:00	70	67	69	
16/11/2015 08:00:00	69	66	68	68
16/11/2015 08:05:00	68	65	67	
16/11/2015 08:10:00	70	67	69	
16/11/2015 08:15:00	70	66	68	
16/11/2015 08:20:00	70	66	68	
16/11/2015 08:25:00	69	63	67	
16/11/2015 08:30:00	68	63	65	64
16/11/2015 08:35:00	70	63	66	
16/11/2015 08:40:00	65	61	64	
16/11/2015 08:45:00	65	62	64	
16/11/2015 08:50:00	66	61	64	
16/11/2015 08:55:00	65	61	63	
16/11/2015 09:00:00	65	61	63	65
16/11/2015 09:05:00	67	63	67	
16/11/2015 09:10:00	67	64	66	
16/11/2015 09:15:00	65	62	64	
16/11/2015 09:20:00	65	62	63	
16/11/2015 09:25:00	66	62	64	

Station: NM4-Ching Chung Hau Po Won Primary School

Start time	dB(A)			
	$L_{10\ (5mins)}$	$L_{90\ (5\ mins)}$	$L_{eq(5mins)}$	$L_{eq(30mins)}$
16/11/2015 09:30:00	67	63	65	66
16/11/2015 09:35:00	65	62	64	
16/11/2015 09:40:00	66	62	64	
16/11/2015 09:45:00	67	62	65	
16/11/2015 09:50:00	69	65	67	
16/11/2015 09:55:00	69	63	67	
16/11/2015 10:00:00	69	63	67	65
16/11/2015 10:05:00	68	63	66	
16/11/2015 10:10:00	67	62	65	
16/11/2015 10:15:00	67	63	65	
16/11/2015 10:20:00	67	63	65	
16/11/2015 10:25:00	66	62	64	
16/11/2015 10:30:00	66	63	65	68
16/11/2015 10:35:00	68	63	66	
16/11/2015 10:40:00	70	64	68	
16/11/2015 10:45:00	74	69	72	
16/11/2015 10:50:00	72	63	68	
16/11/2015 10:55:00	67	63	65	
16/11/2015 11:00:00	68	63	66	65
16/11/2015 11:05:00	67	65	66	
16/11/2015 11:10:00	68	64	66	
16/11/2015 11:15:00	66	63	65	
16/11/2015 11:20:00	66	63	65	
16/11/2015 11:25:00	68	64	66	
16/11/2015 11:30:00	67	63	65	65
16/11/2015 11:35:00	66	63	65	
16/11/2015 11:40:00	67	63	65	
16/11/2015 11:45:00	68	63	66	
16/11/2015 11:50:00	67	63	65	
16/11/2015 11:55:00	68	63	66	
16/11/2015 12:00:00	69	64	67	67
16/11/2015 12:05:00	71	64	68	
16/11/2015 12:10:00	69	65	67	
16/11/2015 12:15:00	70	65	68	
16/11/2015 12:20:00	67	63	65	
16/11/2015 12:25:00	67	63	65	
16/11/2015 12:30:00	68	63	66	65
16/11/2015 12:35:00	66	62	65	
16/11/2015 12:40:00	66	63	64	
16/11/2015 12:45:00	67	63	65	
16/11/2015 12:50:00	68	63	66	
16/11/2015 12:55:00	67	64	66	
16/11/2015 13:00:00	68	65	67	66
16/11/2015 13:05:00	67	63	66	
16/11/2015 13:10:00	69	65	67	
16/11/2015 13:15:00	68	65	67	
16/11/2015 13:20:00	68	63	66	
16/11/2015 13:25:00	66	62	65	
16/11/2015 13:30:00	66	61	63	64
16/11/2015 13:35:00	65	61	64	
16/11/2015 13:40:00	66	62	64	

Station: NM4-Ching Chung Hau Po Won Primary School

Start time	dB(A)			
	$L_{10\ (5mins)}$	$L_{90\ (5\ mins)}$	$L_{eq(5mins)}$	$L_{eq(30mins)}$
16/11/2015 13:45:00	67	62	65	
16/11/2015 13:50:00	66	61	64	
16/11/2015 13:55:00	65	61	63	
16/11/2015 14:00:00	67	62	64	66
16/11/2015 14:05:00	67	62	67	
16/11/2015 14:10:00	68	63	66	
16/11/2015 14:15:00	68	62	66	
16/11/2015 14:20:00	69	63	66	
16/11/2015 14:25:00	67	62	65	
16/11/2015 14:30:00	66	62	64	64
16/11/2015 14:35:00	66	62	64	
16/11/2015 14:40:00	68	62	65	
16/11/2015 14:45:00	65	61	63	
16/11/2015 14:50:00	66	61	64	
16/11/2015 14:55:00	66	62	64	
16/11/2015 15:00:00	66	61	64	64
16/11/2015 15:05:00	66	63	65	
16/11/2015 15:10:00	67	63	65	
16/11/2015 15:15:00	66	62	64	
16/11/2015 15:20:00	66	62	64	
16/11/2015 15:25:00	67	62	65	
16/11/2015 15:30:00	67	63	66	66
16/11/2015 15:35:00	68	64	66	
16/11/2015 15:40:00	69	65	67	
16/11/2015 15:45:00	67	63	65	
16/11/2015 15:50:00	66	63	64	
16/11/2015 15:55:00	67	63	65	
16/11/2015 16:00:00	67	62	65	66
16/11/2015 16:05:00	65	62	63	
16/11/2015 16:10:00	67	62	65	
16/11/2015 16:15:00	67	63	66	
16/11/2015 16:20:00	68	65	67	
16/11/2015 16:25:00	68	65	67	
16/11/2015 16:30:00	68	65	67	66
16/11/2015 16:35:00	68	64	66	
16/11/2015 16:40:00	68	64	67	
16/11/2015 16:45:00	67	62	66	
16/11/2015 16:50:00	67	64	66	
16/11/2015 16:55:00	67	62	65	
16/11/2015 17:00:00	66	62	64	65
16/11/2015 17:05:00	67	62	65	
16/11/2015 17:10:00	67	62	65	
16/11/2015 17:15:00	68	63	65	
16/11/2015 17:20:00	67	62	65	
16/11/2015 17:25:00	66	62	64	
16/11/2015 17:30:00	67	62	64	64
16/11/2015 17:35:00	66	62	64	
16/11/2015 17:40:00	67	63	66	
16/11/2015 17:45:00	67	62	65	
16/11/2015 17:50:00	65	62	64	
16/11/2015 17:55:00	66	62	64	

Station: NM4-Ching Chung Hau Po Won Primary School

Start time	dB(A)			
	$L_{10\ (5mins)}$	$L_{90\ (5\ mins)}$	$L_{eq(5mins)}$	$L_{eq(30mins)}$
16/11/2015 18:00:00	64	61	63	63
16/11/2015 18:05:00	65	61	64	
16/11/2015 18:10:00	65	61	63	
16/11/2015 18:15:00	64	61	62	
16/11/2015 18:20:00	65	61	63	
16/11/2015 18:25:00	65	61	63	
16/11/2015 18:30:00	65	61	63	63
16/11/2015 18:35:00	66	61	64	
16/11/2015 18:40:00	64	61	63	
16/11/2015 18:45:00	65	60	63	
16/11/2015 18:50:00	66	60	63	
16/11/2015 18:55:00	64	60	62	
17/11/2015 07:00:00	63	59	61	63
17/11/2015 07:05:00	65	60	63	
17/11/2015 07:10:00	66	60	63	
17/11/2015 07:15:00	65	60	63	
17/11/2015 07:20:00	66	61	64	
17/11/2015 07:25:00	66	61	64	
17/11/2015 07:30:00	66	61	64	66
17/11/2015 07:35:00	69	63	67	
17/11/2015 07:40:00	68	64	66	
17/11/2015 07:45:00	68	64	67	
17/11/2015 07:50:00	68	64	67	
17/11/2015 07:55:00	68	64	66	
17/11/2015 08:00:00	69	64	68	67
17/11/2015 08:05:00	68	65	67	
17/11/2015 08:10:00	69	66	68	
17/11/2015 08:15:00	69	66	68	
17/11/2015 08:20:00	68	65	67	
17/11/2015 08:25:00	68	62	66	
17/11/2015 08:30:00	68	64	67	67
17/11/2015 08:35:00	70	65	67	
17/11/2015 08:40:00	68	64	66	
17/11/2015 08:45:00	67	64	66	
17/11/2015 08:50:00	69	66	68	
17/11/2015 08:55:00	69	64	67	
17/11/2015 09:00:00	67	61	64	64
17/11/2015 09:05:00	64	61	63	
17/11/2015 09:10:00	66	61	64	
17/11/2015 09:15:00	67	61	65	
17/11/2015 09:20:00	66	60	63	
17/11/2015 09:25:00	67	60	65	
17/11/2015 09:30:00	68	64	66	66
17/11/2015 09:35:00	68	63	66	
17/11/2015 09:40:00	66	61	65	
17/11/2015 09:45:00	67	62	66	
17/11/2015 09:50:00	68	64	67	
17/11/2015 09:55:00	68	64	67	
17/11/2015 10:00:00	69	65	67	67
17/11/2015 10:05:00	69	65	67	
17/11/2015 10:10:00	69	64	67	

Station: NM4-Ching Chung Hau Po Won Primary School

Start time	dB(A)			
	$L_{10\ (5mins)}$	$L_{90\ (5\ mins)}$	$L_{eq(5mins)}$	$L_{eq(30mins)}$
17/11/2015 10:15:00	67	63	66	
17/11/2015 10:20:00	69	65	67	
17/11/2015 10:25:00	69	65	67	
17/11/2015 10:30:00	69	65	68	69
17/11/2015 10:35:00	68	65	67	
17/11/2015 10:40:00	71	67	69	
17/11/2015 10:45:00	73	69	71	
17/11/2015 10:50:00	71	66	69	
17/11/2015 10:55:00	68	65	67	
17/11/2015 11:00:00	69	66	68	68
17/11/2015 11:05:00	70	66	68	
17/11/2015 11:10:00	70	67	68	
17/11/2015 11:15:00	69	67	68	
17/11/2015 11:20:00	69	66	68	
17/11/2015 11:25:00	69	65	67	
17/11/2015 11:30:00	68	65	67	68
17/11/2015 11:35:00	68	65	67	
17/11/2015 11:40:00	71	67	69	
17/11/2015 11:45:00	70	66	68	
17/11/2015 11:50:00	70	66	68	
17/11/2015 11:55:00	70	66	68	
17/11/2015 12:00:00	70	67	68	68
17/11/2015 12:05:00	70	67	69	
17/11/2015 12:10:00	70	67	69	
17/11/2015 12:15:00	70	67	69	
17/11/2015 12:20:00	69	65	67	
17/11/2015 12:25:00	68	65	67	
17/11/2015 12:30:00	68	64	67	67
17/11/2015 12:35:00	68	64	66	
17/11/2015 12:40:00	67	64	66	
17/11/2015 12:45:00	69	64	67	
17/11/2015 12:50:00	68	64	66	
17/11/2015 12:55:00	68	65	67	
17/11/2015 13:00:00	70	65	68	71
17/11/2015 13:05:00	71	67	69	
17/11/2015 13:10:00	74	70	72	
17/11/2015 13:15:00	76	72	74	
17/11/2015 13:20:00	74	65	70	
17/11/2015 13:25:00	69	65	67	
17/11/2015 13:30:00	69	65	67	68
17/11/2015 13:35:00	70	64	68	
17/11/2015 13:40:00	68	65	67	
17/11/2015 13:45:00	69	66	68	
17/11/2015 13:50:00	71	66	69	
17/11/2015 13:55:00	68	64	67	
17/11/2015 14:00:00	70	65	68	68
17/11/2015 14:05:00	70	65	68	
17/11/2015 14:10:00	71	65	69	
17/11/2015 14:15:00	71	66	69	
17/11/2015 14:20:00	70	65	68	
17/11/2015 14:25:00	68	63	66	

Station: NM4-Ching Chung Hau Po Won Primary School

Start time	dB(A)			
	$L_{10\ (5mins)}$	$L_{90\ (5\ mins)}$	$L_{eq(5mins)}$	$L_{eq(30mins)}$
17/11/2015 14:30:00	67	63	66	66
17/11/2015 14:35:00	67	64	67	
17/11/2015 14:40:00	67	63	66	
17/11/2015 14:45:00	67	63	66	
17/11/2015 14:50:00	67	63	66	
17/11/2015 14:55:00	67	63	66	
17/11/2015 15:00:00	66	63	65	67
17/11/2015 15:05:00	68	64	66	
17/11/2015 15:10:00	67	63	66	
17/11/2015 15:15:00	70	63	70	
17/11/2015 15:20:00	67	64	66	
17/11/2015 15:25:00	67	62	65	
17/11/2015 15:30:00	68	65	66	68
17/11/2015 15:35:00	70	67	69	
17/11/2015 15:40:00	71	67	69	
17/11/2015 15:45:00	70	65	68	
17/11/2015 15:50:00	68	65	67	
17/11/2015 15:55:00	68	65	67	
17/11/2015 16:00:00	68	65	67	67
17/11/2015 16:05:00	69	65	67	
17/11/2015 16:10:00	69	66	67	
17/11/2015 16:15:00	68	64	67	
17/11/2015 16:20:00	68	64	67	
17/11/2015 16:25:00	68	64	66	
17/11/2015 16:30:00	67	64	66	67
17/11/2015 16:35:00	68	64	67	
17/11/2015 16:40:00	69	65	67	
17/11/2015 16:45:00	68	65	67	
17/11/2015 16:50:00	69	65	67	
17/11/2015 16:55:00	69	65	67	
17/11/2015 17:00:00	69	64	67	67
17/11/2015 17:05:00	69	65	67	
17/11/2015 17:10:00	69	64	67	
17/11/2015 17:15:00	68	64	66	
17/11/2015 17:20:00	67	64	66	
17/11/2015 17:25:00	67	64	66	
17/11/2015 17:30:00	67	64	66	66
17/11/2015 17:35:00	67	63	66	
17/11/2015 17:40:00	68	65	67	
17/11/2015 17:45:00	68	64	66	
17/11/2015 17:50:00	67	64	66	
17/11/2015 17:55:00	67	63	66	
17/11/2015 18:00:00	67	63	66	66
17/11/2015 18:05:00	67	63	65	
17/11/2015 18:10:00	67	63	66	
17/11/2015 18:15:00	67	63	66	
17/11/2015 18:20:00	67	63	65	
17/11/2015 18:25:00	66	62	65	
17/11/2015 18:30:00	66	62	65	65
17/11/2015 18:35:00	66	62	65	
17/11/2015 18:40:00	66	62	65	

Station: NM4-Ching Chung Hau Po Won Primary School

Start time	dB(A)			
	$L_{10\ (5mins)}$	$L_{90\ (5\ mins)}$	$L_{eq(5mins)}$	$L_{eq(30mins)}$
17/11/2015 18:45:00	67	62	65	
17/11/2015 18:50:00	67	62	66	
17/11/2015 18:55:00	67	62	65	
18/11/2015 07:00:00	66	62	65	66
18/11/2015 07:05:00	67	63	65	
18/11/2015 07:10:00	67	63	66	
18/11/2015 07:15:00	67	63	66	
18/11/2015 07:20:00	67	63	66	
18/11/2015 07:25:00	67	63	66	
18/11/2015 07:30:00	67	63	66	67
18/11/2015 07:35:00	68	64	66	
18/11/2015 07:40:00	68	64	66	
18/11/2015 07:45:00	68	64	66	
18/11/2015 07:50:00	68	64	66	
18/11/2015 07:55:00	70	66	68	
18/11/2015 08:00:00	69	65	67	68
18/11/2015 08:05:00	69	64	67	
18/11/2015 08:10:00	69	66	68	
18/11/2015 08:15:00	70	67	69	
18/11/2015 08:20:00	71	67	69	
18/11/2015 08:25:00	69	64	67	
18/11/2015 08:30:00	69	65	68	67
18/11/2015 08:35:00	71	67	69	
18/11/2015 08:40:00	68	63	67	
18/11/2015 08:45:00	66	63	64	
18/11/2015 08:50:00	68	64	66	
18/11/2015 08:55:00	67	64	66	
18/11/2015 09:00:00	67	63	65	64
18/11/2015 09:05:00	65	63	64	
18/11/2015 09:10:00	66	62	64	
18/11/2015 09:15:00	65	63	64	
18/11/2015 09:20:00	66	63	64	
18/11/2015 09:25:00	67	63	65	
18/11/2015 09:30:00	67	64	65	65
18/11/2015 09:35:00	66	64	65	
18/11/2015 09:40:00	67	64	66	
18/11/2015 09:45:00	69	63	67	
18/11/2015 09:50:00	66	62	65	
18/11/2015 09:55:00	66	62	64	
18/11/2015 10:00:00	65	62	64	65
18/11/2015 10:05:00	66	62	66	
18/11/2015 10:10:00	66	62	64	
18/11/2015 10:15:00	68	63	65	
18/11/2015 10:20:00	65	61	63	
18/11/2015 10:25:00	67	62	65	
18/11/2015 10:30:00	66	63	65	65
18/11/2015 10:35:00	66	63	64	
18/11/2015 10:40:00	68	63	66	
18/11/2015 10:45:00	68	63	66	
18/11/2015 10:50:00	66	63	64	
18/11/2015 10:55:00	66	62	64	

Station: NM4-Ching Chung Hau Po Won Primary School

Start time	dB(A)			
	$L_{10\ (5mins)}$	$L_{90\ (5\ mins)}$	$L_{eq(5mins)}$	$L_{eq(30mins)}$
18/11/2015 11:00:00	66	62	64	66
18/11/2015 11:05:00	69	65	68	
18/11/2015 11:10:00	69	66	68	
18/11/2015 11:15:00	68	63	66	
18/11/2015 11:20:00	67	63	65	
18/11/2015 11:25:00	67	64	66	
18/11/2015 11:30:00	67	63	66	65
18/11/2015 11:35:00	67	63	65	
18/11/2015 11:40:00	67	62	65	
18/11/2015 11:45:00	67	63	65	
18/11/2015 11:50:00	69	64	66	
18/11/2015 11:55:00	67	64	66	
18/11/2015 12:00:00	67	64	66	66
18/11/2015 12:05:00	66	63	64	
18/11/2015 12:10:00	68	64	66	
18/11/2015 12:15:00	70	64	68	
18/11/2015 12:20:00	68	63	66	
18/11/2015 12:25:00	68	65	67	
18/11/2015 12:30:00	69	64	67	67
18/11/2015 12:35:00	67	63	65	
18/11/2015 12:40:00	67	63	65	
18/11/2015 12:45:00	69	67	68	
18/11/2015 12:50:00	67	65	67	
18/11/2015 12:55:00	69	65	67	
18/11/2015 13:00:00	68	64	65	70
18/11/2015 13:05:00	70	66	68	
18/11/2015 13:10:00	74	69	72	
18/11/2015 13:15:00	74	71	73	
18/11/2015 13:20:00	74	65	69	
18/11/2015 13:25:00	67	63	66	
18/11/2015 13:30:00	68	62	65	65
18/11/2015 13:35:00	67	63	65	
18/11/2015 13:40:00	69	64	66	
18/11/2015 13:45:00	67	63	65	
18/11/2015 13:50:00	67	62	65	
18/11/2015 13:55:00	66	62	64	
18/11/2015 14:00:00	65	62	64	64
18/11/2015 14:05:00	65	61	63	
18/11/2015 14:10:00	65	62	63	
18/11/2015 14:15:00	65	62	63	
18/11/2015 14:20:00	65	62	64	
18/11/2015 14:25:00	67	63	65	
18/11/2015 14:30:00	67	62	65	64
18/11/2015 14:35:00	65	62	64	
18/11/2015 14:40:00	66	63	65	
18/11/2015 14:45:00	65	63	64	
18/11/2015 14:50:00	66	63	64	
18/11/2015 14:55:00	65	62	64	
18/11/2015 15:00:00	68	63	66	65
18/11/2015 15:05:00	66	62	64	
18/11/2015 15:10:00	65	62	64	

Station: NM4-Ching Chung Hau Po Won Primary School

Start time	dB(A)			
	$L_{10\ (5mins)}$	$L_{90\ (5\ mins)}$	$L_{eq(5mins)}$	$L_{eq(30mins)}$
18/11/2015 15:15:00	66	62	65	
18/11/2015 15:20:00	67	63	65	
18/11/2015 15:25:00	68	63	65	
18/11/2015 15:30:00	66	63	65	66
18/11/2015 15:35:00	68	64	66	
18/11/2015 15:40:00	69	66	67	
18/11/2015 15:45:00	67	63	65	
18/11/2015 15:50:00	66	63	65	
18/11/2015 15:55:00	67	64	66	
18/11/2015 16:00:00	67	62	65	65
18/11/2015 16:05:00	65	63	64	
18/11/2015 16:10:00	67	63	65	
18/11/2015 16:15:00	67	63	65	
18/11/2015 16:20:00	66	63	65	
18/11/2015 16:25:00	67	64	65	
18/11/2015 16:30:00	66	63	65	64
18/11/2015 16:35:00	65	63	64	
18/11/2015 16:40:00	66	62	64	
18/11/2015 16:45:00	65	62	63	
18/11/2015 16:50:00	65	62	63	
18/11/2015 16:55:00	65	62	63	
18/11/2015 17:00:00	65	61	63	63
18/11/2015 17:05:00	67	61	64	
18/11/2015 17:10:00	64	61	62	
18/11/2015 17:15:00	65	60	63	
18/11/2015 17:20:00	65	61	63	
18/11/2015 17:25:00	64	60	62	
18/11/2015 17:30:00	65	61	64	64
18/11/2015 17:35:00	66	61	65	
18/11/2015 17:40:00	67	61	65	
18/11/2015 17:45:00	66	61	64	
18/11/2015 17:50:00	64	61	62	
18/11/2015 17:55:00	66	61	64	
18/11/2015 18:00:00	66	60	63	63
18/11/2015 18:05:00	65	61	63	
18/11/2015 18:10:00	65	60	62	
18/11/2015 18:15:00	66	60	63	
18/11/2015 18:20:00	66	60	63	
18/11/2015 18:25:00	63	60	62	
18/11/2015 18:30:00	63	60	62	63
18/11/2015 18:35:00	64	60	62	
18/11/2015 18:40:00	65	60	63	
18/11/2015 18:45:00	65	60	63	
18/11/2015 18:50:00	65	60	63	
18/11/2015 18:55:00	65	60	63	
19/11/2015 07:00:00	65	60	63	62
19/11/2015 07:05:00	63	60	62	
19/11/2015 07:10:00	64	60	62	
19/11/2015 07:15:00	65	60	63	
19/11/2015 07:20:00	64	60	62	
19/11/2015 07:25:00	64	60	62	

Station: NM4-Ching Chung Hau Po Won Primary School

Start time	dB(A)			
	$L_{10\ (5mins)}$	$L_{90\ (5\ mins)}$	$L_{eq(5mins)}$	$L_{eq(30mins)}$
19/11/2015 07:30:00	66	61	64	64
19/11/2015 07:35:00	65	61	63	
19/11/2015 07:40:00	66	61	64	
19/11/2015 07:45:00	67	62	64	
19/11/2015 07:50:00	67	62	65	
19/11/2015 07:55:00	66	63	65	
19/11/2015 08:00:00	67	62	66	65
19/11/2015 08:05:00	66	61	64	
19/11/2015 08:10:00	67	63	65	
19/11/2015 08:15:00	68	62	65	
19/11/2015 08:20:00	67	62	65	
19/11/2015 08:25:00	66	61	64	
19/11/2015 08:30:00	67	61	65	66
19/11/2015 08:35:00	72	62	69	
19/11/2015 08:40:00	67	63	66	
19/11/2015 08:45:00	66	61	64	
19/11/2015 08:50:00	68	62	66	
19/11/2015 08:55:00	65	60	63	
19/11/2015 09:00:00	65	61	63	65
19/11/2015 09:05:00	67	62	64	
19/11/2015 09:10:00	66	62	65	
19/11/2015 09:15:00	66	62	64	
19/11/2015 09:20:00	68	63	66	
19/11/2015 09:25:00	68	63	66	
19/11/2015 09:30:00	75	62	71	75
19/11/2015 09:35:00	78	68	75	
19/11/2015 09:40:00	79	68	76	
19/11/2015 09:45:00	80	69	76	
19/11/2015 09:50:00	80	68	76	
19/11/2015 09:55:00	75	62	71	
19/11/2015 10:00:00	66	61	64	64
19/11/2015 10:05:00	67	62	65	
19/11/2015 10:10:00	67	62	65	
19/11/2015 10:15:00	66	62	64	
19/11/2015 10:20:00	67	62	64	
19/11/2015 10:25:00	66	62	64	
19/11/2015 10:30:00	66	62	64	65
19/11/2015 10:35:00	66	62	64	
19/11/2015 10:40:00	66	62	64	
19/11/2015 10:45:00	68	63	65	
19/11/2015 10:50:00	68	63	66	
19/11/2015 10:55:00	67	62	65	
19/11/2015 11:00:00	66	61	64	65
19/11/2015 11:05:00	66	62	64	
19/11/2015 11:10:00	66	62	64	
19/11/2015 11:15:00	68	64	66	
19/11/2015 11:20:00	67	64	66	
19/11/2015 11:25:00	67	63	65	
19/11/2015 11:30:00	67	63	65	72
19/11/2015 11:35:00	66	63	65	
19/11/2015 11:40:00	70	63	67	

Station: NM4-Ching Chung Hau Po Won Primary School

Start time	dB(A)			
	$L_{10\ (5mins)}$	$L_{90\ (5\ mins)}$	$L_{eq(5mins)}$	$L_{eq(30mins)}$
19/11/2015 11:45:00	78	65	74	
19/11/2015 11:50:00	80	66	76	
19/11/2015 11:55:00	77	66	73	
19/11/2015 12:00:00	75	66	72	71
19/11/2015 12:05:00	76	66	73	
19/11/2015 12:10:00	75	67	72	
19/11/2015 12:15:00	74	65	71	
19/11/2015 12:20:00	68	64	66	
19/11/2015 12:25:00	67	63	65	
19/11/2015 12:30:00	67	63	65	65
19/11/2015 12:35:00	66	62	64	
19/11/2015 12:40:00	67	63	65	
19/11/2015 12:45:00	67	63	65	
19/11/2015 12:50:00	68	63	65	
19/11/2015 12:55:00	67	63	65	
19/11/2015 13:00:00	67	63	65	70
19/11/2015 13:05:00	70	65	68	
19/11/2015 13:10:00	75	69	73	
19/11/2015 13:15:00	76	72	74	
19/11/2015 13:20:00	73	65	70	
19/11/2015 13:25:00	67	62	65	
19/11/2015 13:30:00	67	63	65	68
19/11/2015 13:35:00	69	63	67	
19/11/2015 13:40:00	69	63	67	
19/11/2015 13:45:00	68	63	66	
19/11/2015 13:50:00	71	64	68	
19/11/2015 13:55:00	74	65	72	
19/11/2015 14:00:00	75	65	72	73
19/11/2015 14:05:00	77	64	73	
19/11/2015 14:10:00	79	68	75	
19/11/2015 14:15:00	77	66	73	
19/11/2015 14:20:00	77	66	73	
19/11/2015 14:25:00	71	63	68	
19/11/2015 14:30:00	65	62	64	64
19/11/2015 14:35:00	65	62	64	
19/11/2015 14:40:00	65	62	64	
19/11/2015 14:45:00	66	62	64	
19/11/2015 14:50:00	65	62	64	
19/11/2015 14:55:00	67	61	64	
19/11/2015 15:00:00	67	62	65	66
19/11/2015 15:05:00	67	63	65	
19/11/2015 15:10:00	67	63	66	
19/11/2015 15:15:00	69	66	67	
19/11/2015 15:20:00	68	66	67	
19/11/2015 15:25:00	69	66	67	
19/11/2015 15:30:00	68	66	67	68
19/11/2015 15:35:00	69	67	68	
19/11/2015 15:40:00	70	67	68	
19/11/2015 15:45:00	72	66	70	
19/11/2015 15:50:00	69	65	67	
19/11/2015 15:55:00	67	63	65	

Station: NM4-Ching Chung Hau Po Won Primary School

Start time	dB(A)			
	$L_{10\ (5mins)}$	$L_{90\ (5\ mins)}$	$L_{eq(5mins)}$	$L_{eq(30mins)}$
19/11/2015 16:00:00	67	63	65	65
19/11/2015 16:05:00	68	62	65	
19/11/2015 16:10:00	67	63	65	
19/11/2015 16:15:00	67	63	65	
19/11/2015 16:20:00	66	64	65	
19/11/2015 16:25:00	66	64	65	
19/11/2015 16:30:00	66	63	65	65
19/11/2015 16:35:00	65	63	64	
19/11/2015 16:40:00	67	63	65	
19/11/2015 16:45:00	67	63	65	
19/11/2015 16:50:00	65	63	64	
19/11/2015 16:55:00	66	63	64	
19/11/2015 17:00:00	67	63	65	65
19/11/2015 17:05:00	68	63	66	
19/11/2015 17:10:00	66	62	64	
19/11/2015 17:15:00	68	63	65	
19/11/2015 17:20:00	66	63	64	
19/11/2015 17:25:00	66	62	64	
19/11/2015 17:30:00	67	63	65	65
19/11/2015 17:35:00	66	63	65	
19/11/2015 17:40:00	67	63	66	
19/11/2015 17:45:00	66	62	64	
19/11/2015 17:50:00	66	63	64	
19/11/2015 17:55:00	65	62	64	
19/11/2015 18:00:00	66	62	64	65
19/11/2015 18:05:00	66	62	64	
19/11/2015 18:10:00	66	62	64	
19/11/2015 18:15:00	66	62	64	
19/11/2015 18:20:00	69	63	67	
19/11/2015 18:25:00	65	62	64	
19/11/2015 18:30:00	65	62	64	63
19/11/2015 18:35:00	65	62	64	
19/11/2015 18:40:00	65	61	63	
19/11/2015 18:45:00	64	59	62	
19/11/2015 18:50:00	64	60	62	
19/11/2015 18:55:00	64	60	62	
20/11/2015 07:00:00	65	61	63	63
20/11/2015 07:05:00	64	60	62	
20/11/2015 07:10:00	64	60	62	
20/11/2015 07:15:00	66	61	63	
20/11/2015 07:20:00	65	60	63	
20/11/2015 07:25:00	64	60	62	
20/11/2015 07:30:00	64	61	63	64
20/11/2015 07:35:00	65	61	64	
20/11/2015 07:40:00	67	62	65	
20/11/2015 07:45:00	67	62	65	
20/11/2015 07:50:00	67	62	64	
20/11/2015 07:55:00	66	62	64	

Station: NM4-Ching Chung Hau Po Won Primary School

Start time	dB(A)			
	$L_{10\ (5mins)}$	$L_{90\ (5\ mins)}$	$L_{eq(5mins)}$	$L_{eq(30mins)}$
20/11/2015 08:00:00	66	62	64	67
20/11/2015 08:05:00	66	62	64	
20/11/2015 08:10:00	69	64	67	
20/11/2015 08:15:00	70	65	68	
20/11/2015 08:20:00	72	67	70	
20/11/2015 08:25:00	70	62	66	
20/11/2015 08:30:00	67	63	66	68
20/11/2015 08:35:00	73	63	69	
20/11/2015 08:40:00	75	63	71	
20/11/2015 08:45:00	66	61	65	
20/11/2015 08:50:00	67	62	65	
20/11/2015 08:55:00	68	61	65	
20/11/2015 09:00:00	66	62	64	64
20/11/2015 09:05:00	66	62	64	
20/11/2015 09:10:00	65	61	64	
20/11/2015 09:15:00	66	62	64	
20/11/2015 09:20:00	67	61	65	
20/11/2015 09:25:00	67	62	65	
20/11/2015 09:30:00	68	62	65	66
20/11/2015 09:35:00	66	62	64	
20/11/2015 09:40:00	66	62	64	
20/11/2015 09:45:00	67	62	64	
20/11/2015 09:50:00	67	62	65	
20/11/2015 09:55:00	74	64	70	
20/11/2015 10:00:00	72	63	68	69
20/11/2015 10:05:00	73	62	69	
20/11/2015 10:10:00	73	62	70	
20/11/2015 10:15:00	73	63	70	
20/11/2015 10:20:00	73	64	70	
20/11/2015 10:25:00	66	62	64	
20/11/2015 10:30:00	66	62	64	65
20/11/2015 10:35:00	67	62	65	
20/11/2015 10:40:00	67	63	66	
20/11/2015 10:45:00	67	63	65	
20/11/2015 10:50:00	67	62	65	
20/11/2015 10:55:00	67	62	65	
20/11/2015 11:00:00	67	62	64	65
20/11/2015 11:05:00	66	61	64	
20/11/2015 11:10:00	67	64	65	
20/11/2015 11:15:00	68	63	66	
20/11/2015 11:20:00	66	64	65	
20/11/2015 11:25:00	68	63	66	
20/11/2015 11:30:00	67	63	65	65
20/11/2015 11:35:00	67	63	65	
20/11/2015 11:40:00	66	62	64	
20/11/2015 11:45:00	67	62	65	
20/11/2015 11:50:00	67	62	64	
20/11/2015 11:55:00	67	61	64	

Minimum	62	58	-	61
Maximum	82	73	-	75

Station: NM5- Village House at Tin Sum

Start time	dB(A)			
	$L_{10\ (5mins)}$	$L_{90\ (5\ mins)}$	$L_{eq(5mins)}$	$L_{eq(30mins)}$
07/11/2015 09:00:00	56	47	53	53
07/11/2015 09:05:00	59	46	55	
07/11/2015 09:10:00	51	47	49	
07/11/2015 09:15:00	57	47	54	
07/11/2015 09:20:00	56	47	53	
07/11/2015 09:25:00	55	47	52	
07/11/2015 09:30:00	57	50	54	54
07/11/2015 09:35:00	57	46	54	
07/11/2015 09:40:00	58	46	55	
07/11/2015 09:45:00	56	47	52	
07/11/2015 09:50:00	54	48	52	
07/11/2015 09:55:00	60	51	57	
07/11/2015 10:00:00	61	53	58	58
07/11/2015 10:05:00	64	52	60	
07/11/2015 10:10:00	61	52	58	
07/11/2015 10:15:00	60	51	58	
07/11/2015 10:20:00	59	52	56	
07/11/2015 10:25:00	60	52	57	
07/11/2015 10:30:00	60	50	57	56
07/11/2015 10:35:00	60	51	56	
07/11/2015 10:40:00	60	49	56	
07/11/2015 10:45:00	59	49	56	
07/11/2015 10:50:00	61	51	58	
07/11/2015 10:55:00	56	50	54	
07/11/2015 11:00:00	57	51	55	56
07/11/2015 11:05:00	59	52	56	
07/11/2015 11:10:00	60	53	57	
07/11/2015 11:15:00	58	51	55	
07/11/2015 11:20:00	60	51	57	
07/11/2015 11:25:00	56	49	53	
07/11/2015 11:30:00	60	52	57	55
07/11/2015 11:35:00	57	51	55	
07/11/2015 11:40:00	57	50	56	
07/11/2015 11:45:00	59	50	56	
07/11/2015 11:50:00	56	48	53	
07/11/2015 11:55:00	58	50	55	
07/11/2015 12:00:00	57	50	54	56
07/11/2015 12:05:00	58	50	55	
07/11/2015 12:10:00	59	51	57	
07/11/2015 12:15:00	62	47	58	
07/11/2015 12:20:00	56	49	53	
07/11/2015 12:25:00	55	47	53	
07/11/2015 12:30:00	57	47	54	57
07/11/2015 12:35:00	60	47	59	
07/11/2015 12:40:00	61	48	59	
07/11/2015 12:45:00	57	46	52	
07/11/2015 12:50:00	61	47	57	
07/11/2015 12:55:00	58	48	55	
07/11/2015 13:00:00	57	48	53	54
07/11/2015 13:05:00	59	48	55	
07/11/2015 13:10:00	52	48	51	
07/11/2015 13:15:00	61	50	57	

Station: NM5- Village House at Tin Sum

Start time	dB(A)			
	$L_{10\ (5mins)}$	$L_{90\ (5\ mins)}$	$L_{eq(5mins)}$	$L_{eq(30mins)}$
07/11/2015 13:20:00	56	49	54	
07/11/2015 13:25:00	56	49	54	
07/11/2015 13:30:00	60	48	58	54
07/11/2015 13:35:00	58	45	56	
07/11/2015 13:40:00	55	46	53	
07/11/2015 13:45:00	52	44	50	
07/11/2015 13:50:00	54	45	51	
07/11/2015 13:55:00	53	48	51	
07/11/2015 14:00:00	54	48	52	54
07/11/2015 14:05:00	52	46	50	
07/11/2015 14:10:00	52	45	50	
07/11/2015 14:15:00	58	47	54	
07/11/2015 14:20:00	58	47	55	
07/11/2015 14:25:00	58	48	57	
07/11/2015 14:30:00	55	48	55	54
07/11/2015 14:35:00	59	46	55	
07/11/2015 14:40:00	55	46	52	
07/11/2015 14:45:00	55	47	55	
07/11/2015 14:50:00	58	47	55	
07/11/2015 14:55:00	51	44	48	
07/11/2015 15:00:00	59	47	56	55
07/11/2015 15:05:00	56	47	52	
07/11/2015 15:10:00	55	47	54	
07/11/2015 15:15:00	58	47	56	
07/11/2015 15:20:00	61	48	57	
07/11/2015 15:25:00	55	49	53	
07/11/2015 15:30:00	56	45	52	55
07/11/2015 15:35:00	57	46	56	
07/11/2015 15:40:00	55	47	52	
07/11/2015 15:45:00	61	50	56	
07/11/2015 15:50:00	57	50	54	
07/11/2015 15:55:00	59	49	56	
07/11/2015 16:00:00	57	49	54	56
07/11/2015 16:05:00	59	49	56	
07/11/2015 16:10:00	56	49	53	
07/11/2015 16:15:00	62	50	59	
07/11/2015 16:20:00	55	48	52	
07/11/2015 16:25:00	58	49	56	
07/11/2015 16:30:00	57	51	54	57
07/11/2015 16:35:00	61	51	61	
07/11/2015 16:40:00	59	49	55	
07/11/2015 16:45:00	57	50	56	
07/11/2015 16:50:00	54	48	54	
07/11/2015 16:55:00	59	48	56	
07/11/2015 17:00:00	61	50	57	55
07/11/2015 17:05:00	58	50	55	
07/11/2015 17:10:00	54	49	52	
07/11/2015 17:15:00	58	50	55	
07/11/2015 17:20:00	60	51	57	
07/11/2015 17:25:00	56	48	53	
07/11/2015 17:30:00	58	46	54	54
07/11/2015 17:35:00	54	49	52	

Station: NM5- Village House at Tin Sum

Start time	dB(A)			
	$L_{10\ (5mins)}$	$L_{90\ (5\ mins)}$	$L_{eq(5mins)}$	$L_{eq(30mins)}$
07/11/2015 17:40:00	57	46	54	
07/11/2015 17:45:00	57	48	54	
07/11/2015 17:50:00	56	47	52	
07/11/2015 17:55:00	60	48	56	
07/11/2015 18:00:00	56	49	53	54
07/11/2015 18:05:00	55	49	52	
07/11/2015 18:10:00	58	48	55	
07/11/2015 18:15:00	60	48	56	
07/11/2015 18:20:00	51	45	48	
07/11/2015 18:25:00	55	46	54	
07/11/2015 18:30:00	55	49	52	52
07/11/2015 18:35:00	56	48	53	
07/11/2015 18:40:00	56	46	53	
07/11/2015 18:45:00	58	44	55	
07/11/2015 18:50:00	53	43	49	
07/11/2015 18:55:00	50	45	48	
09/11/2015 07:00:00	58	48	55	57
09/11/2015 07:05:00	55	48	52	
09/11/2015 07:10:00	56	47	53	
09/11/2015 07:15:00	55	49	53	
09/11/2015 07:20:00	56	49	54	
09/11/2015 07:25:00	64	50	62	
09/11/2015 07:30:00	60	53	58	59
09/11/2015 07:35:00	65	54	61	
09/11/2015 07:40:00	65	53	62	
09/11/2015 07:45:00	61	53	59	
09/11/2015 07:50:00	56	51	56	
09/11/2015 07:55:00	57	52	56	
09/11/2015 08:00:00	58	51	55	58
09/11/2015 08:05:00	57	52	55	
09/11/2015 08:10:00	63	54	59	
09/11/2015 08:15:00	61	55	58	
09/11/2015 08:20:00	63	55	61	
09/11/2015 08:25:00	62	54	59	
09/11/2015 08:30:00	63	54	60	60
09/11/2015 08:35:00	65	55	61	
09/11/2015 08:40:00	64	54	61	
09/11/2015 08:45:00	61	54	58	
09/11/2015 08:50:00	57	51	54	
09/11/2015 08:55:00	63	52	59	
09/11/2015 09:00:00	56	50	54	57
09/11/2015 09:05:00	57	51	55	
09/11/2015 09:10:00	62	51	59	
09/11/2015 09:15:00	60	51	57	
09/11/2015 09:20:00	58	51	55	
09/11/2015 09:25:00	63	51	59	
09/11/2015 09:30:00	57	50	54	57
09/11/2015 09:35:00	58	51	55	
09/11/2015 09:40:00	58	50	55	
09/11/2015 09:45:00	58	51	55	
09/11/2015 09:50:00	63	49	63	
09/11/2015 09:55:00	57	49	54	

Station: NM5- Village House at Tin Sum

Start time	dB(A)			
	$L_{10\ (5mins)}$	$L_{90\ (5\ mins)}$	$L_{eq(5mins)}$	$L_{eq(30mins)}$
09/11/2015 10:00:00	57	49	55	57
09/11/2015 10:05:00	59	49	56	
09/11/2015 10:10:00	58	50	55	
09/11/2015 10:15:00	59	49	55	
09/11/2015 10:20:00	61	50	58	
09/11/2015 10:25:00	62	49	58	
09/11/2015 10:30:00	57	49	54	56
09/11/2015 10:35:00	57	48	55	
09/11/2015 10:40:00	56	48	52	
09/11/2015 10:45:00	60	51	57	
09/11/2015 10:50:00	61	53	60	
09/11/2015 10:55:00	59	51	56	
09/11/2015 11:00:00	61	53	58	59
09/11/2015 11:05:00	61	51	57	
09/11/2015 11:10:00	59	52	57	
09/11/2015 11:15:00	57	51	54	
09/11/2015 11:20:00	66	51	64	
09/11/2015 11:25:00	59	51	57	
09/11/2015 11:30:00	58	52	56	57
09/11/2015 11:35:00	60	52	57	
09/11/2015 11:40:00	64	52	60	
09/11/2015 11:45:00	61	51	57	
09/11/2015 11:50:00	58	49	55	
09/11/2015 11:55:00	60	49	56	
09/11/2015 12:00:00	61	50	57	59
09/11/2015 12:05:00	61	50	58	
09/11/2015 12:10:00	62	50	62	
09/11/2015 12:15:00	61	51	58	
09/11/2015 12:20:00	62	50	61	
09/11/2015 12:25:00	55	48	53	
09/11/2015 12:30:00	67	49	63	58
09/11/2015 12:35:00	58	48	54	
09/11/2015 12:40:00	60	49	56	
09/11/2015 12:45:00	56	50	53	
09/11/2015 12:50:00	61	50	57	
09/11/2015 12:55:00	62	50	59	
09/11/2015 13:00:00	57	51	55	57
09/11/2015 13:05:00	58	52	56	
09/11/2015 13:10:00	61	52	58	
09/11/2015 13:15:00	62	50	59	
09/11/2015 13:20:00	62	53	59	
09/11/2015 13:25:00	60	51	57	
09/11/2015 13:30:00	60	52	57	58
09/11/2015 13:35:00	62	53	59	
09/11/2015 13:40:00	62	54	60	
09/11/2015 13:45:00	61	52	58	
09/11/2015 13:50:00	57	53	55	
09/11/2015 13:55:00	63	52	60	
09/11/2015 14:00:00	58	53	56	60
09/11/2015 14:05:00	60	51	57	
09/11/2015 14:10:00	62	52	58	
09/11/2015 14:15:00	65	51	65	

Station: NM5- Village House at Tin Sum

Start time	dB(A)			
	$L_{10\ (5mins)}$	$L_{90\ (5\ mins)}$	$L_{eq(5mins)}$	$L_{eq(30mins)}$
09/11/2015 14:20:00	62	51	58	
09/11/2015 14:25:00	62	52	59	
09/11/2015 14:30:00	59	52	57	57
09/11/2015 14:35:00	59	52	56	
09/11/2015 14:40:00	62	54	59	
09/11/2015 14:45:00	61	52	58	
09/11/2015 14:50:00	57	51	55	
09/11/2015 14:55:00	58	52	55	
09/11/2015 15:00:00	58	51	56	61
09/11/2015 15:05:00	62	52	59	
09/11/2015 15:10:00	60	52	57	
09/11/2015 15:15:00	69	54	67	
09/11/2015 15:20:00	58	51	55	
09/11/2015 15:25:00	61	53	60	
09/11/2015 15:30:00	63	53	61	64
09/11/2015 15:35:00	73	54	69	
09/11/2015 15:40:00	59	52	56	
09/11/2015 15:45:00	63	53	62	
09/11/2015 15:50:00	59	53	57	
09/11/2015 15:55:00	64	55	61	
09/11/2015 16:00:00	63	54	60	57
09/11/2015 16:05:00	60	52	57	
09/11/2015 16:10:00	60	52	57	
09/11/2015 16:15:00	60	53	57	
09/11/2015 16:20:00	59	53	57	
09/11/2015 16:25:00	57	49	53	
09/11/2015 16:30:00	64	49	61	57
09/11/2015 16:35:00	59	49	57	
09/11/2015 16:40:00	57	49	55	
09/11/2015 16:45:00	53	49	51	
09/11/2015 16:50:00	55	50	53	
09/11/2015 16:55:00	56	50	56	
09/11/2015 17:00:00	57	48	56	57
09/11/2015 17:05:00	62	47	61	
09/11/2015 17:10:00	56	49	54	
09/11/2015 17:15:00	57	49	53	
09/11/2015 17:20:00	61	51	58	
09/11/2015 17:25:00	58	49	54	
09/11/2015 17:30:00	58	48	55	61
09/11/2015 17:35:00	60	50	56	
09/11/2015 17:40:00	57	49	54	
09/11/2015 17:45:00	61	49	60	
09/11/2015 17:50:00	71	50	67	
09/11/2015 17:55:00	61	49	57	
09/11/2015 18:00:00	56	47	53	56
09/11/2015 18:05:00	64	48	60	
09/11/2015 18:10:00	59	49	55	
09/11/2015 18:15:00	58	51	55	
09/11/2015 18:20:00	61	49	57	
09/11/2015 18:25:00	55	48	53	
09/11/2015 18:30:00	56	47	55	56
09/11/2015 18:35:00	57	49	54	

Station: NM5- Village House at Tin Sum

Start time	dB(A)			
	$L_{10\ (5mins)}$	$L_{90\ (5\ mins)}$	$L_{eq(5mins)}$	$L_{eq(30mins)}$
09/11/2015 18:40:00	58	50	55	
09/11/2015 18:45:00	58	48	55	
09/11/2015 18:50:00	63	49	59	
09/11/2015 18:55:00	62	49	58	
10/11/2015 07:00:00	55	51	54	54
10/11/2015 07:05:00	59	50	56	
10/11/2015 07:10:00	54	50	53	
10/11/2015 07:15:00	55	50	53	
10/11/2015 07:20:00	54	50	53	
10/11/2015 07:25:00	56	52	55	
10/11/2015 07:30:00	59	54	57	56
10/11/2015 07:35:00	58	53	56	
10/11/2015 07:40:00	55	51	54	
10/11/2015 07:45:00	56	51	54	
10/11/2015 07:50:00	56	52	54	
10/11/2015 07:55:00	60	50	58	
10/11/2015 08:00:00	61	51	58	61
10/11/2015 08:05:00	62	53	59	
10/11/2015 08:10:00	65	55	62	
10/11/2015 08:15:00	67	54	64	
10/11/2015 08:20:00	61	52	58	
10/11/2015 08:25:00	65	53	60	
10/11/2015 08:30:00	61	52	58	60
10/11/2015 08:35:00	67	53	63	
10/11/2015 08:40:00	60	53	57	
10/11/2015 08:45:00	61	52	58	
10/11/2015 08:50:00	63	53	61	
10/11/2015 08:55:00	61	51	58	
10/11/2015 09:00:00	59	53	57	61
10/11/2015 09:05:00	63	54	60	
10/11/2015 09:10:00	66	55	62	
10/11/2015 09:15:00	61	54	58	
10/11/2015 09:20:00	63	54	60	
10/11/2015 09:25:00	65	54	64	
10/11/2015 09:30:00	62	53	59	60
10/11/2015 09:35:00	61	54	58	
10/11/2015 09:40:00	63	55	62	
10/11/2015 09:45:00	61	54	58	
10/11/2015 09:50:00	60	51	57	
10/11/2015 09:55:00	64	53	63	
10/11/2015 10:00:00	58	53	56	59
10/11/2015 10:05:00	58	51	55	
10/11/2015 10:10:00	66	52	62	
10/11/2015 10:15:00	60	51	56	
10/11/2015 10:20:00	65	50	62	
10/11/2015 10:25:00	57	51	56	
10/11/2015 10:30:00	60	51	56	57
10/11/2015 10:35:00	57	52	55	
10/11/2015 10:40:00	59	52	56	
10/11/2015 10:45:00	60	51	59	
10/11/2015 10:50:00	61	52	58	
10/11/2015 10:55:00	60	51	58	

Station: NM5- Village House at Tin Sum

Start time	dB(A)			
	$L_{10\ (5mins)}$	$L_{90\ (5\ mins)}$	$L_{eq(5mins)}$	$L_{eq(30mins)}$
10/11/2015 11:00:00	73	55	68	65
10/11/2015 11:05:00	72	53	69	
10/11/2015 11:10:00	63	53	59	
10/11/2015 11:15:00	63	55	60	
10/11/2015 11:20:00	63	54	60	
10/11/2015 11:25:00	63	56	60	
10/11/2015 11:30:00	63	55	62	61
10/11/2015 11:35:00	64	54	64	
10/11/2015 11:40:00	61	55	59	
10/11/2015 11:45:00	61	54	58	
10/11/2015 11:50:00	61	53	58	
10/11/2015 11:55:00	62	53	59	
10/11/2015 12:00:00	60	52	57	58
10/11/2015 12:05:00	59	52	56	
10/11/2015 12:10:00	62	53	59	
10/11/2015 12:15:00	60	53	57	
10/11/2015 12:20:00	63	52	60	
10/11/2015 12:25:00	60	52	57	
10/11/2015 12:30:00	61	52	58	59
10/11/2015 12:35:00	65	50	61	
10/11/2015 12:40:00	64	53	60	
10/11/2015 12:45:00	58	53	56	
10/11/2015 12:50:00	62	53	59	
10/11/2015 12:55:00	62	54	60	
10/11/2015 13:00:00	64	54	61	61
10/11/2015 13:05:00	65	54	61	
10/11/2015 13:10:00	62	53	59	
10/11/2015 13:15:00	61	54	60	
10/11/2015 13:20:00	67	56	63	
10/11/2015 13:25:00	64	55	63	
10/11/2015 13:30:00	64	55	61	60
10/11/2015 13:35:00	60	54	58	
10/11/2015 13:40:00	59	53	56	
10/11/2015 13:45:00	61	55	60	
10/11/2015 13:50:00	66	53	63	
10/11/2015 13:55:00	65	53	61	
10/11/2015 14:00:00	66	55	63	64
10/11/2015 14:05:00	61	55	59	
10/11/2015 14:10:00	64	54	61	
10/11/2015 14:15:00	62	52	58	
10/11/2015 14:20:00	69	53	67	
10/11/2015 14:25:00	66	55	66	
10/11/2015 14:30:00	63	53	59	60
10/11/2015 14:35:00	67	54	64	
10/11/2015 14:40:00	62	53	59	
10/11/2015 14:45:00	63	53	60	
10/11/2015 14:50:00	60	54	58	
10/11/2015 14:55:00	62	55	59	
10/11/2015 15:00:00	62	53	59	61
10/11/2015 15:05:00	67	53	64	
10/11/2015 15:10:00	61	53	58	
10/11/2015 15:15:00	63	54	60	

Station: NM5- Village House at Tin Sum

Start time	dB(A)			
	$L_{10\ (5mins)}$	$L_{90\ (5\ mins)}$	$L_{eq(5mins)}$	$L_{eq(30mins)}$
10/11/2015 15:20:00	64	54	60	
10/11/2015 15:25:00	62	53	60	
10/11/2015 15:30:00	60	53	57	61
10/11/2015 15:35:00	67	53	65	
10/11/2015 15:40:00	63	55	60	
10/11/2015 15:45:00	66	55	62	
10/11/2015 15:50:00	62	53	59	
10/11/2015 15:55:00	61	53	58	
10/11/2015 16:00:00	60	54	58	60
10/11/2015 16:05:00	61	53	58	
10/11/2015 16:10:00	60	54	58	
10/11/2015 16:15:00	65	55	61	
10/11/2015 16:20:00	63	56	60	
10/11/2015 16:25:00	64	54	61	
10/11/2015 16:30:00	60	54	58	60
10/11/2015 16:35:00	64	57	63	
10/11/2015 16:40:00	61	56	59	
10/11/2015 16:45:00	62	56	60	
10/11/2015 16:50:00	61	54	58	
10/11/2015 16:55:00	62	55	59	
10/11/2015 17:00:00	61	53	61	60
10/11/2015 17:05:00	59	52	57	
10/11/2015 17:10:00	60	55	59	
10/11/2015 17:15:00	61	54	58	
10/11/2015 17:20:00	62	54	59	
10/11/2015 17:25:00	66	53	62	
10/11/2015 17:30:00	63	53	60	57
10/11/2015 17:35:00	57	49	55	
10/11/2015 17:40:00	59	50	56	
10/11/2015 17:45:00	61	51	59	
10/11/2015 17:50:00	61	51	57	
10/11/2015 17:55:00	58	50	56	
10/11/2015 18:00:00	60	49	57	54
10/11/2015 18:05:00	51	49	50	
10/11/2015 18:10:00	54	50	52	
10/11/2015 18:15:00	56	49	53	
10/11/2015 18:20:00	56	50	54	
10/11/2015 18:25:00	57	50	54	
10/11/2015 18:30:00	56	49	53	57
10/11/2015 18:35:00	64	50	59	
10/11/2015 18:40:00	56	50	53	
10/11/2015 18:45:00	61	50	58	
10/11/2015 18:50:00	62	51	59	
10/11/2015 18:55:00	60	50	57	
11/11/2015 07:00:00	64	52	59	60
11/11/2015 07:05:00	63	51	60	
11/11/2015 07:10:00	64	53	64	
11/11/2015 07:15:00	58	53	56	
11/11/2015 07:20:00	61	52	59	
11/11/2015 07:25:00	59	52	57	
11/11/2015 07:30:00	63	53	61	64
11/11/2015 07:35:00	61	55	59	

Station: NM5- Village House at Tin Sum

Start time	dB(A)			
	$L_{10\ (5mins)}$	$L_{90\ (5\ mins)}$	$L_{eq(5mins)}$	$L_{eq(30mins)}$
11/11/2015 07:40:00	76	55	70	
11/11/2015 07:45:00	63	54	60	
11/11/2015 07:50:00	64	52	63	
11/11/2015 07:55:00	61	51	58	
11/11/2015 08:00:00	62	51	58	60
11/11/2015 08:05:00	61	53	58	
11/11/2015 08:10:00	64	54	60	
11/11/2015 08:15:00	60	52	59	
11/11/2015 08:20:00	66	54	62	
11/11/2015 08:25:00	66	55	63	
11/11/2015 08:30:00	62	55	59	62
11/11/2015 08:35:00	66	57	64	
11/11/2015 08:40:00	66	55	62	
11/11/2015 08:45:00	63	56	60	
11/11/2015 08:50:00	65	56	62	
11/11/2015 08:55:00	67	55	62	
11/11/2015 09:00:00	68	55	63	62
11/11/2015 09:05:00	67	55	64	
11/11/2015 09:10:00	60	55	59	
11/11/2015 09:15:00	63	54	62	
11/11/2015 09:20:00	62	56	60	
11/11/2015 09:25:00	64	55	60	
11/11/2015 09:30:00	63	55	61	60
11/11/2015 09:35:00	66	55	62	
11/11/2015 09:40:00	66	55	62	
11/11/2015 09:45:00	60	54	58	
11/11/2015 09:50:00	62	56	59	
11/11/2015 09:55:00	60	53	58	
11/11/2015 10:00:00	61	54	59	59
11/11/2015 10:05:00	61	54	58	
11/11/2015 10:10:00	63	55	61	
11/11/2015 10:15:00	62	55	59	
11/11/2015 10:20:00	61	54	58	
11/11/2015 10:25:00	60	51	57	
11/11/2015 10:30:00	64	53	63	60
11/11/2015 10:35:00	58	53	56	
11/11/2015 10:40:00	58	51	55	
11/11/2015 10:45:00	66	52	62	
11/11/2015 10:50:00	60	51	57	
11/11/2015 10:55:00	65	50	62	
11/11/2015 11:00:00	57	51	56	57
11/11/2015 11:05:00	60	51	56	
11/11/2015 11:10:00	57	52	55	
11/11/2015 11:15:00	59	52	56	
11/11/2015 11:20:00	60	51	58	
11/11/2015 11:25:00	61	52	58	
11/11/2015 11:30:00	60	51	58	57
11/11/2015 11:35:00	61	52	57	
11/11/2015 11:40:00	58	52	56	
11/11/2015 11:45:00	59	52	57	
11/11/2015 11:50:00	61	54	59	
11/11/2015 11:55:00	59	52	56	

Station: NM5- Village House at Tin Sum

Start time	dB(A)			
	$L_{10\ (5mins)}$	$L_{90\ (5\ mins)}$	$L_{eq(5mins)}$	$L_{eq(30mins)}$
11/11/2015 12:00:00	62	53	59	57
11/11/2015 12:05:00	58	52	58	
11/11/2015 12:10:00	55	50	53	
11/11/2015 12:15:00	60	52	57	
11/11/2015 12:20:00	58	54	56	
11/11/2015 12:25:00	61	54	58	
11/11/2015 12:30:00	60	49	56	59
11/11/2015 12:35:00	61	50	57	
11/11/2015 12:40:00	61	50	58	
11/11/2015 12:45:00	62	50	62	
11/11/2015 12:50:00	61	51	57	
11/11/2015 12:55:00	62	50	61	
11/11/2015 13:00:00	55	48	52	58
11/11/2015 13:05:00	67	49	63	
11/11/2015 13:10:00	58	48	54	
11/11/2015 13:15:00	60	49	56	
11/11/2015 13:20:00	56	50	53	
11/11/2015 13:25:00	61	50	57	
11/11/2015 13:30:00	62	50	58	57
11/11/2015 13:35:00	57	51	54	
11/11/2015 13:40:00	58	52	56	
11/11/2015 13:45:00	61	52	58	
11/11/2015 13:50:00	62	50	58	
11/11/2015 13:55:00	62	53	59	
11/11/2015 14:00:00	60	51	56	58
11/11/2015 14:05:00	60	52	57	
11/11/2015 14:10:00	62	53	59	
11/11/2015 14:15:00	62	54	60	
11/11/2015 14:20:00	61	52	59	
11/11/2015 14:25:00	57	53	55	
11/11/2015 14:30:00	63	52	59	60
11/11/2015 14:35:00	58	53	56	
11/11/2015 14:40:00	60	51	56	
11/11/2015 14:45:00	62	52	58	
11/11/2015 14:50:00	65	51	65	
11/11/2015 14:55:00	62	51	58	
11/11/2015 15:00:00	74	58	69	64
11/11/2015 15:05:00	64	58	62	
11/11/2015 15:10:00	63	58	62	
11/11/2015 15:15:00	62	57	60	
11/11/2015 15:20:00	65	57	62	
11/11/2015 15:25:00	65	59	62	
11/11/2015 15:30:00	65	59	62	75
11/11/2015 15:35:00	87	58	80	
11/11/2015 15:40:00	86	60	79	
11/11/2015 15:45:00	63	58	61	
11/11/2015 15:50:00	64	58	62	
11/11/2015 15:55:00	64	58	61	
11/11/2015 16:00:00	66	58	62	62
11/11/2015 16:05:00	61	56	60	
11/11/2015 16:10:00	61	56	59	
11/11/2015 16:15:00	62	56	59	

Station: NM5- Village House at Tin Sum

Start time	dB(A)			
	$L_{10\ (5mins)}$	$L_{90\ (5\ mins)}$	$L_{eq(5mins)}$	$L_{eq(30mins)}$
11/11/2015 16:20:00	63	57	60	
11/11/2015 16:25:00	68	58	66	
11/11/2015 16:30:00	64	57	61	61
11/11/2015 16:35:00	63	57	60	
11/11/2015 16:40:00	64	56	61	
11/11/2015 16:45:00	62	57	60	
11/11/2015 16:50:00	63	57	61	
11/11/2015 16:55:00	67	57	63	
11/11/2015 17:00:00	65	58	62	62
11/11/2015 17:05:00	63	57	60	
11/11/2015 17:10:00	63	56	61	
11/11/2015 17:15:00	64	57	61	
11/11/2015 17:20:00	62	57	60	
11/11/2015 17:25:00	67	57	63	
11/11/2015 17:30:00	63	57	62	62
11/11/2015 17:35:00	66	57	63	
11/11/2015 17:40:00	65	57	61	
11/11/2015 17:45:00	63	56	60	
11/11/2015 17:50:00	63	57	60	
11/11/2015 17:55:00	66	57	64	
11/11/2015 18:00:00	65	57	61	60
11/11/2015 18:05:00	63	57	60	
11/11/2015 18:10:00	60	56	59	
11/11/2015 18:15:00	65	57	62	
11/11/2015 18:20:00	61	57	59	
11/11/2015 18:25:00	60	57	60	
11/11/2015 18:30:00	62	57	61	60
11/11/2015 18:35:00	62	57	60	
11/11/2015 18:40:00	61	56	61	
11/11/2015 18:45:00	62	57	60	
11/11/2015 18:50:00	64	57	62	
11/11/2015 18:55:00	60	56	58	
12/11/2015 07:00:00	52	46	49	53
12/11/2015 07:05:00	49	46	47	
12/11/2015 07:10:00	51	47	49	
12/11/2015 07:15:00	57	53	56	
12/11/2015 07:20:00	56	52	54	
12/11/2015 07:25:00	58	51	55	
12/11/2015 07:30:00	55	49	55	55
12/11/2015 07:35:00	61	50	58	
12/11/2015 07:40:00	55	51	53	
12/11/2015 07:45:00	55	51	53	
12/11/2015 07:50:00	55	51	53	
12/11/2015 07:55:00	56	50	55	
12/11/2015 08:00:00	57	49	54	55
12/11/2015 08:05:00	56	48	53	
12/11/2015 08:10:00	60	49	56	
12/11/2015 08:15:00	53	48	52	
12/11/2015 08:20:00	59	50	56	
12/11/2015 08:25:00	62	50	59	
12/11/2015 08:30:00	64	50	59	57
12/11/2015 08:35:00	57	49	54	

Station: NM5- Village House at Tin Sum

Start time	dB(A)			
	$L_{10\ (5mins)}$	$L_{90\ (5\ mins)}$	$L_{eq(5mins)}$	$L_{eq(30mins)}$
12/11/2015 08:40:00	61	50	57	
12/11/2015 08:45:00	57	49	55	
12/11/2015 08:50:00	60	50	58	
12/11/2015 08:55:00	59	50	56	
12/11/2015 09:00:00	57	51	55	58
12/11/2015 09:05:00	61	51	57	
12/11/2015 09:10:00	61	52	56	
12/11/2015 09:15:00	61	53	58	
12/11/2015 09:20:00	63	54	60	
12/11/2015 09:25:00	64	54	60	
12/11/2015 09:30:00	64	52	60	59
12/11/2015 09:35:00	63	51	59	
12/11/2015 09:40:00	60	53	57	
12/11/2015 09:45:00	61	52	58	
12/11/2015 09:50:00	63	53	61	
12/11/2015 09:55:00	61	51	58	
12/11/2015 10:00:00	59	53	56	61
12/11/2015 10:05:00	63	54	59	
12/11/2015 10:10:00	66	55	62	
12/11/2015 10:15:00	61	54	58	
12/11/2015 10:20:00	63	54	60	
12/11/2015 10:25:00	65	54	63	
12/11/2015 10:30:00	62	53	58	63
12/11/2015 10:35:00	61	54	59	
12/11/2015 10:40:00	63	55	62	
12/11/2015 10:45:00	74	58	68	
12/11/2015 10:50:00	64	58	62	
12/11/2015 10:55:00	63	58	62	
12/11/2015 11:00:00	62	57	60	75
12/11/2015 11:05:00	65	57	62	
12/11/2015 11:10:00	65	59	62	
12/11/2015 11:15:00	65	59	63	
12/11/2015 11:20:00	87	58	80	
12/11/2015 11:25:00	86	60	80	
12/11/2015 11:30:00	63	58	61	61
12/11/2015 11:35:00	64	58	62	
12/11/2015 11:40:00	64	58	61	
12/11/2015 11:45:00	66	58	62	
12/11/2015 11:50:00	61	56	59	
12/11/2015 11:55:00	61	56	59	
12/11/2015 12:00:00	62	56	59	62
12/11/2015 12:05:00	63	57	60	
12/11/2015 12:10:00	68	58	66	
12/11/2015 12:15:00	64	57	61	
12/11/2015 12:20:00	63	57	60	
12/11/2015 12:25:00	64	56	61	
12/11/2015 12:30:00	62	57	60	61
12/11/2015 12:35:00	63	57	61	
12/11/2015 12:40:00	67	57	63	
12/11/2015 12:45:00	65	58	62	
12/11/2015 12:50:00	63	57	61	
12/11/2015 12:55:00	63	56	61	

Station: NM5- Village House at Tin Sum

Start time	dB(A)			
	$L_{10\ (5mins)}$	$L_{90\ (5\ mins)}$	$L_{eq(5mins)}$	$L_{eq(30mins)}$
12/11/2015 13:00:00	64	57	61	62
12/11/2015 13:05:00	62	57	60	
12/11/2015 13:10:00	67	57	63	
12/11/2015 13:15:00	63	57	62	
12/11/2015 13:20:00	66	57	63	
12/11/2015 13:25:00	65	57	61	
12/11/2015 13:30:00	63	56	60	61
12/11/2015 13:35:00	63	57	60	
12/11/2015 13:40:00	66	57	64	
12/11/2015 13:45:00	65	57	61	
12/11/2015 13:50:00	63	57	60	
12/11/2015 13:55:00	60	56	59	
12/11/2015 14:00:00	65	57	62	60
12/11/2015 14:05:00	61	57	60	
12/11/2015 14:10:00	60	57	59	
12/11/2015 14:15:00	62	57	60	
12/11/2015 14:20:00	62	57	60	
12/11/2015 14:25:00	61	56	61	
12/11/2015 14:30:00	62	57	60	61
12/11/2015 14:35:00	64	57	62	
12/11/2015 14:40:00	60	56	58	
12/11/2015 14:45:00	63	57	61	
12/11/2015 14:50:00	62	57	60	
12/11/2015 14:55:00	64	56	61	
12/11/2015 15:00:00	66	56	66	62
12/11/2015 15:05:00	64	56	61	
12/11/2015 15:10:00	59	55	59	
12/11/2015 15:15:00	64	57	61	
12/11/2015 15:20:00	61	56	60	
12/11/2015 15:25:00	63	56	61	
12/11/2015 15:30:00	66	57	63	63
12/11/2015 15:35:00	62	57	60	
12/11/2015 15:40:00	64	56	63	
12/11/2015 15:45:00	62	57	60	
12/11/2015 15:50:00	67	56	65	
12/11/2015 15:55:00	63	57	61	
12/11/2015 16:00:00	61	56	60	60
12/11/2015 16:05:00	62	55	59	
12/11/2015 16:10:00	65	57	62	
12/11/2015 16:15:00	61	56	59	
12/11/2015 16:20:00	62	57	60	
12/11/2015 16:25:00	61	57	59	
12/11/2015 16:30:00	66	58	63	61
12/11/2015 16:35:00	63	58	61	
12/11/2015 16:40:00	65	58	63	
12/11/2015 16:45:00	59	55	58	
12/11/2015 16:50:00	62	57	60	
12/11/2015 16:55:00	61	56	59	
12/11/2015 17:00:00	60	56	59	61
12/11/2015 17:05:00	62	57	60	
12/11/2015 17:10:00	62	56	60	
12/11/2015 17:15:00	62	57	60	

Station: NM5- Village House at Tin Sum

Start time	dB(A)			
	$L_{10\ (5mins)}$	$L_{90\ (5\ mins)}$	$L_{eq(5mins)}$	$L_{eq(30mins)}$
12/11/2015 17:20:00	63	57	61	
12/11/2015 17:25:00	66	58	63	
12/11/2015 17:30:00	64	59	62	62
12/11/2015 17:35:00	65	59	62	
12/11/2015 17:40:00	65	58	62	
12/11/2015 17:45:00	66	57	63	
12/11/2015 17:50:00	62	57	60	
12/11/2015 17:55:00	66	58	64	
12/11/2015 18:00:00	65	58	63	62
12/11/2015 18:05:00	61	57	59	
12/11/2015 18:10:00	65	58	62	
12/11/2015 18:15:00	67	60	64	
12/11/2015 18:20:00	65	58	62	
12/11/2015 18:25:00	62	57	61	
12/11/2015 18:30:00	65	58	62	62
12/11/2015 18:35:00	63	58	61	
12/11/2015 18:40:00	65	57	62	
12/11/2015 18:45:00	63	59	61	
12/11/2015 18:50:00	66	58	63	
12/11/2015 18:55:00	65	58	62	
13/11/2015 07:00:00	55	49	53	60
13/11/2015 07:05:00	56	49	54	
13/11/2015 07:10:00	64	50	62	
13/11/2015 07:15:00	60	53	58	
13/11/2015 07:20:00	65	54	61	
13/11/2015 07:25:00	65	53	62	
13/11/2015 07:30:00	59	54	58	59
13/11/2015 07:35:00	66	53	64	
13/11/2015 07:40:00	62	50	58	
13/11/2015 07:45:00	55	49	54	
13/11/2015 07:50:00	59	50	56	
13/11/2015 07:55:00	57	51	55	
13/11/2015 08:00:00	61	51	57	60
13/11/2015 08:05:00	61	52	58	
13/11/2015 08:10:00	61	53	58	
13/11/2015 08:15:00	62	53	59	
13/11/2015 08:20:00	65	55	62	
13/11/2015 08:25:00	67	54	64	
13/11/2015 08:30:00	61	52	58	60
13/11/2015 08:35:00	65	53	61	
13/11/2015 08:40:00	61	52	58	
13/11/2015 08:45:00	67	53	63	
13/11/2015 08:50:00	60	53	57	
13/11/2015 08:55:00	61	52	58	
13/11/2015 09:00:00	63	53	60	59
13/11/2015 09:05:00	61	51	58	
13/11/2015 09:10:00	59	53	57	
13/11/2015 09:15:00	63	54	60	
13/11/2015 09:20:00	66	55	62	
13/11/2015 09:25:00	61	54	58	
13/11/2015 09:30:00	63	54	60	60
13/11/2015 09:35:00	65	54	63	

Station: NM5- Village House at Tin Sum

Start time	dB(A)			
	$L_{10\ (5mins)}$	$L_{90\ (5\ mins)}$	$L_{eq(5mins)}$	$L_{eq(30mins)}$
13/11/2015 09:40:00	62	53	59	
13/11/2015 09:45:00	61	54	58	
13/11/2015 09:50:00	63	55	62	
13/11/2015 09:55:00	58	50	56	
13/11/2015 10:00:00	57	49	56	57
13/11/2015 10:05:00	57	48	55	
13/11/2015 10:10:00	59	49	56	
13/11/2015 10:15:00	62	50	59	
13/11/2015 10:20:00	61	50	57	
13/11/2015 10:25:00	63	48	58	
13/11/2015 10:30:00	61	52	59	58
13/11/2015 10:35:00	58	51	57	
13/11/2015 10:40:00	61	53	58	
13/11/2015 10:45:00	59	51	57	
13/11/2015 10:50:00	62	50	58	
13/11/2015 10:55:00	62	51	59	
13/11/2015 11:00:00	59	52	55	59
13/11/2015 11:05:00	60	51	57	
13/11/2015 11:10:00	61	49	57	
13/11/2015 11:15:00	66	50	62	
13/11/2015 11:20:00	63	50	59	
13/11/2015 11:25:00	61	49	57	
13/11/2015 11:30:00	61	52	57	57
13/11/2015 11:35:00	60	52	57	
13/11/2015 11:40:00	61	50	58	
13/11/2015 11:45:00	58	48	54	
13/11/2015 11:50:00	59	50	57	
13/11/2015 11:55:00	60	52	57	
13/11/2015 12:00:00	62	53	59	59
13/11/2015 12:05:00	62	52	59	
13/11/2015 12:10:00	60	52	57	
13/11/2015 12:15:00	58	49	55	
13/11/2015 12:20:00	58	51	56	
13/11/2015 12:25:00	65	54	62	
13/11/2015 12:30:00	66	52	61	61
13/11/2015 12:35:00	62	52	59	
13/11/2015 12:40:00	65	55	62	
13/11/2015 12:45:00	63	51	59	
13/11/2015 12:50:00	64	53	61	
13/11/2015 12:55:00	64	54	61	
13/11/2015 13:00:00	61	51	58	63
13/11/2015 13:05:00	72	54	68	
13/11/2015 13:10:00	62	51	58	
13/11/2015 13:15:00	64	54	64	
13/11/2015 13:20:00	61	54	59	
13/11/2015 13:25:00	63	54	60	
13/11/2015 13:30:00	62	54	59	64
13/11/2015 13:35:00	69	57	69	
13/11/2015 13:40:00	64	54	60	
13/11/2015 13:45:00	66	56	63	
13/11/2015 13:50:00	64	55	61	
13/11/2015 13:55:00	68	55	64	

Station: NM5- Village House at Tin Sum

Start time	dB(A)			
	$L_{10\ (5mins)}$	$L_{90\ (5\ mins)}$	$L_{eq(5mins)}$	$L_{eq(30mins)}$
13/11/2015 14:00:00	63	56	61	63
13/11/2015 14:05:00	66	55	63	
13/11/2015 14:10:00	65	56	62	
13/11/2015 14:15:00	67	55	66	
13/11/2015 14:20:00	65	54	61	
13/11/2015 14:25:00	68	56	64	
13/11/2015 14:30:00	66	58	63	62
13/11/2015 14:35:00	66	56	63	
13/11/2015 14:40:00	65	55	62	
13/11/2015 14:45:00	65	53	64	
13/11/2015 14:50:00	62	55	59	
13/11/2015 14:55:00	64	57	61	
13/11/2015 15:00:00	66	62	64	64
13/11/2015 15:05:00	68	59	65	
13/11/2015 15:10:00	66	60	64	
13/11/2015 15:15:00	66	59	64	
13/11/2015 15:20:00	68	59	64	
13/11/2015 15:25:00	66	59	64	
13/11/2015 15:30:00	68	59	65	65
13/11/2015 15:35:00	68	60	65	
13/11/2015 15:40:00	69	60	65	
13/11/2015 15:45:00	66	58	63	
13/11/2015 15:50:00	70	59	66	
13/11/2015 15:55:00	70	59	66	
13/11/2015 16:00:00	67	58	64	66
13/11/2015 16:05:00	66	62	64	
13/11/2015 16:10:00	69	65	67	
13/11/2015 16:15:00	67	63	66	
13/11/2015 16:20:00	68	61	65	
13/11/2015 16:25:00	69	60	66	
13/11/2015 16:30:00	66	59	63	62
13/11/2015 16:35:00	64	57	61	
13/11/2015 16:40:00	66	58	63	
13/11/2015 16:45:00	64	58	62	
13/11/2015 16:50:00	64	58	62	
13/11/2015 16:55:00	64	58	62	
13/11/2015 17:00:00	65	56	61	62
13/11/2015 17:05:00	62	55	60	
13/11/2015 17:10:00	62	55	59	
13/11/2015 17:15:00	63	53	59	
13/11/2015 17:20:00	69	55	65	
13/11/2015 17:25:00	66	58	63	
13/11/2015 17:30:00	65	58	62	64
13/11/2015 17:35:00	67	57	64	
13/11/2015 17:40:00	63	60	62	
13/11/2015 17:45:00	71	59	66	
13/11/2015 17:50:00	66	58	63	
13/11/2015 17:55:00	66	58	63	
13/11/2015 18:00:00	68	61	65	64
13/11/2015 18:05:00	70	60	66	
13/11/2015 18:10:00	67	59	64	
13/11/2015 18:15:00	65	59	63	

Station: NM5- Village House at Tin Sum

Start time	dB(A)			
	$L_{10\ (5mins)}$	$L_{90\ (5\ mins)}$	$L_{eq(5mins)}$	$L_{eq(30mins)}$
13/11/2015 18:20:00	67	58	64	
13/11/2015 18:25:00	67	58	64	
13/11/2015 18:30:00	70	59	66	64
13/11/2015 18:35:00	65	57	63	
13/11/2015 18:40:00	67	59	64	
13/11/2015 18:45:00	65	57	63	
13/11/2015 18:50:00	69	55	65	
13/11/2015 18:55:00	59	51	57	
14/11/2015 07:00:00	58	47	58	55
14/11/2015 07:05:00	53	46	51	
14/11/2015 07:10:00	55	48	54	
14/11/2015 07:15:00	59	48	56	
14/11/2015 07:20:00	58	48	55	
14/11/2015 07:25:00	55	48	54	
14/11/2015 07:30:00	62	50	60	61
14/11/2015 07:35:00	64	52	61	
14/11/2015 07:40:00	56	52	55	
14/11/2015 07:45:00	69	57	65	
14/11/2015 07:50:00	59	54	57	
14/11/2015 07:55:00	62	54	59	
14/11/2015 08:00:00	61	53	58	60
14/11/2015 08:05:00	65	53	61	
14/11/2015 08:10:00	60	52	57	
14/11/2015 08:15:00	61	52	58	
14/11/2015 08:20:00	66	54	62	
14/11/2015 08:25:00	64	54	61	
14/11/2015 08:30:00	61	49	57	58
14/11/2015 08:35:00	63	51	63	
14/11/2015 08:40:00	61	51	58	
14/11/2015 08:45:00	59	52	56	
14/11/2015 08:50:00	57	50	54	
14/11/2015 08:55:00	54	50	52	
14/11/2015 09:00:00	58	50	55	61
14/11/2015 09:05:00	63	52	59	
14/11/2015 09:10:00	61	51	57	
14/11/2015 09:15:00	66	55	63	
14/11/2015 09:20:00	67	56	63	
14/11/2015 09:25:00	66	55	62	
14/11/2015 09:30:00	63	55	60	59
14/11/2015 09:35:00	63	53	59	
14/11/2015 09:40:00	60	53	57	
14/11/2015 09:45:00	61	56	59	
14/11/2015 09:50:00	61	52	59	
14/11/2015 09:55:00	60	51	57	
14/11/2015 10:00:00	58	50	55	58
14/11/2015 10:05:00	61	50	58	
14/11/2015 10:10:00	60	52	57	
14/11/2015 10:15:00	63	53	59	
14/11/2015 10:20:00	63	54	61	
14/11/2015 10:25:00	60	52	57	
14/11/2015 10:30:00	61	53	58	56
14/11/2015 10:35:00	58	51	56	

Station: NM5- Village House at Tin Sum

Start time	dB(A)			
	$L_{10\ (5mins)}$	$L_{90\ (5\ mins)}$	$L_{eq(5mins)}$	$L_{eq(30mins)}$
14/11/2015 10:40:00	57	52	56	
14/11/2015 10:45:00	57	52	54	
14/11/2015 10:50:00	59	52	56	
14/11/2015 10:55:00	60	53	57	
14/11/2015 11:00:00	62	52	59	57
14/11/2015 11:05:00	62	52	58	
14/11/2015 11:10:00	57	52	55	
14/11/2015 11:15:00	60	52	57	
14/11/2015 11:20:00	60	52	57	
14/11/2015 11:25:00	56	52	54	
14/11/2015 11:30:00	59	53	57	57
14/11/2015 11:35:00	60	53	58	
14/11/2015 11:40:00	60	53	57	
14/11/2015 11:45:00	59	52	56	
14/11/2015 11:50:00	60	53	58	
14/11/2015 11:55:00	60	52	57	
14/11/2015 12:00:00	60	52	57	55
14/11/2015 12:05:00	58	53	56	
14/11/2015 12:10:00	58	50	55	
14/11/2015 12:15:00	55	53	54	
14/11/2015 12:20:00	58	49	55	
14/11/2015 12:25:00	56	48	53	
14/11/2015 12:30:00	60	49	57	57
14/11/2015 12:35:00	59	48	56	
14/11/2015 12:40:00	60	50	56	
14/11/2015 12:45:00	61	50	57	
14/11/2015 12:50:00	59	50	56	
14/11/2015 12:55:00	61	51	59	
14/11/2015 13:00:00	57	48	55	56
14/11/2015 13:05:00	60	49	56	
14/11/2015 13:10:00	57	49	54	
14/11/2015 13:15:00	62	49	58	
14/11/2015 13:20:00	59	50	56	
14/11/2015 13:25:00	61	51	58	
14/11/2015 13:30:00	65	49	65	60
14/11/2015 13:35:00	60	49	56	
14/11/2015 13:40:00	61	53	58	
14/11/2015 13:45:00	59	52	56	
14/11/2015 13:50:00	59	51	56	
14/11/2015 13:55:00	60	50	58	
14/11/2015 14:00:00	58	49	55	57
14/11/2015 14:05:00	59	51	56	
14/11/2015 14:10:00	59	50	56	
14/11/2015 14:15:00	57	49	55	
14/11/2015 14:20:00	63	51	61	
14/11/2015 14:25:00	57	51	55	
14/11/2015 14:30:00	60	51	56	55
14/11/2015 14:35:00	60	52	57	
14/11/2015 14:40:00	55	52	54	
14/11/2015 14:45:00	56	50	54	
14/11/2015 14:50:00	55	51	53	
14/11/2015 14:55:00	59	50	56	

Station: NM5- Village House at Tin Sum

Start time	dB(A)			
	$L_{10\ (5mins)}$	$L_{90\ (5\ mins)}$	$L_{eq(5mins)}$	$L_{eq(30mins)}$
14/11/2015 15:00:00	58	49	55	57
14/11/2015 15:05:00	62	51	59	
14/11/2015 15:10:00	57	50	54	
14/11/2015 15:15:00	60	51	58	
14/11/2015 15:20:00	59	52	56	
14/11/2015 15:25:00	60	51	57	
14/11/2015 15:30:00	64	51	59	58
14/11/2015 15:35:00	57	51	54	
14/11/2015 15:40:00	58	51	56	
14/11/2015 15:45:00	61	52	57	
14/11/2015 15:50:00	62	52	59	
14/11/2015 15:55:00	64	51	61	
14/11/2015 16:00:00	62	53	58	61
14/11/2015 16:05:00	60	52	57	
14/11/2015 16:10:00	60	51	56	
14/11/2015 16:15:00	65	51	65	
14/11/2015 16:20:00	60	51	60	
14/11/2015 16:25:00	66	53	62	
14/11/2015 16:30:00	61	51	58	57
14/11/2015 16:35:00	59	52	57	
14/11/2015 16:40:00	60	54	57	
14/11/2015 16:45:00	61	53	59	
14/11/2015 16:50:00	58	51	55	
14/11/2015 16:55:00	59	51	57	
14/11/2015 17:00:00	60	51	56	57
14/11/2015 17:05:00	60	51	56	
14/11/2015 17:10:00	61	51	58	
14/11/2015 17:15:00	56	49	53	
14/11/2015 17:20:00	61	53	58	
14/11/2015 17:25:00	59	52	56	
14/11/2015 17:30:00	60	51	57	59
14/11/2015 17:35:00	60	52	57	
14/11/2015 17:40:00	65	55	61	
14/11/2015 17:45:00	65	53	62	
14/11/2015 17:50:00	62	52	58	
14/11/2015 17:55:00	61	51	58	
14/11/2015 18:00:00	62	52	58	59
14/11/2015 18:05:00	62	51	59	
14/11/2015 18:10:00	61	53	59	
14/11/2015 18:15:00	63	52	61	
14/11/2015 18:20:00	61	54	58	
14/11/2015 18:25:00	58	51	55	
14/11/2015 18:30:00	58	51	55	57
14/11/2015 18:35:00	60	52	57	
14/11/2015 18:40:00	61	53	58	
14/11/2015 18:45:00	62	52	59	
14/11/2015 18:50:00	58	50	55	
14/11/2015 18:55:00	60	51	58	
16/11/2015 07:00:00	55	50	53	53
16/11/2015 07:05:00	54	50	53	
16/11/2015 07:10:00	57	50	54	
16/11/2015 07:15:00	54	50	52	

Station: NM5- Village House at Tin Sum

Start time	dB(A)			
	$L_{10\ (5mins)}$	$L_{90\ (5\ mins)}$	$L_{eq(5mins)}$	$L_{eq(30mins)}$
16/11/2015 07:20:00	55	50	53	
16/11/2015 07:25:00	54	49	52	
16/11/2015 07:30:00	56	50	54	65
16/11/2015 07:35:00	57	52	55	
16/11/2015 07:40:00	66	53	62	
16/11/2015 07:45:00	73	54	68	
16/11/2015 07:50:00	75	54	70	
16/11/2015 07:55:00	58	51	55	
16/11/2015 08:00:00	59	51	56	58
16/11/2015 08:05:00	59	50	56	
16/11/2015 08:10:00	61	49	57	
16/11/2015 08:15:00	60	49	56	
16/11/2015 08:20:00	61	51	58	
16/11/2015 08:25:00	63	53	60	
16/11/2015 08:30:00	63	54	61	59
16/11/2015 08:35:00	61	52	58	
16/11/2015 08:40:00	61	53	59	
16/11/2015 08:45:00	61	52	58	
16/11/2015 08:50:00	60	51	57	
16/11/2015 08:55:00	63	51	59	
16/11/2015 09:00:00	56	51	54	58
16/11/2015 09:05:00	55	51	53	
16/11/2015 09:10:00	62	51	59	
16/11/2015 09:15:00	60	52	59	
16/11/2015 09:20:00	61	52	58	
16/11/2015 09:25:00	65	51	60	
16/11/2015 09:30:00	60	54	58	57
16/11/2015 09:35:00	58	50	55	
16/11/2015 09:40:00	61	51	57	
16/11/2015 09:45:00	59	49	55	
16/11/2015 09:50:00	57	52	56	
16/11/2015 09:55:00	61	53	58	
16/11/2015 10:00:00	57	52	55	57
16/11/2015 10:05:00	62	52	58	
16/11/2015 10:10:00	62	50	58	
16/11/2015 10:15:00	59	53	56	
16/11/2015 10:20:00	57	52	55	
16/11/2015 10:25:00	59	51	56	
16/11/2015 10:30:00	59	50	58	57
16/11/2015 10:35:00	57	51	55	
16/11/2015 10:40:00	60	52	57	
16/11/2015 10:45:00	62	51	59	
16/11/2015 10:50:00	56	51	54	
16/11/2015 10:55:00	57	52	57	
16/11/2015 11:00:00	60	51	57	58
16/11/2015 11:05:00	61	52	59	
16/11/2015 11:10:00	63	53	60	
16/11/2015 11:15:00	61	51	58	
16/11/2015 11:20:00	59	50	56	
16/11/2015 11:25:00	58	49	55	
16/11/2015 11:30:00	61	52	60	58
16/11/2015 11:35:00	54	50	52	

Station: NM5- Village House at Tin Sum

Start time	dB(A)			
	$L_{10\ (5mins)}$	$L_{90\ (5\ mins)}$	$L_{eq(5mins)}$	$L_{eq(30mins)}$
16/11/2015 11:40:00	58	50	55	
16/11/2015 11:45:00	59	49	56	
16/11/2015 11:50:00	59	51	59	
16/11/2015 11:55:00	63	51	62	
16/11/2015 12:00:00	56	48	53	54
16/11/2015 12:05:00	57	48	54	
16/11/2015 12:10:00	54	48	51	
16/11/2015 12:15:00	59	48	57	
16/11/2015 12:20:00	55	49	53	
16/11/2015 12:25:00	58	49	56	
16/11/2015 12:30:00	58	49	55	58
16/11/2015 12:35:00	58	47	54	
16/11/2015 12:40:00	55	47	51	
16/11/2015 12:45:00	64	46	64	
16/11/2015 12:50:00	57	51	55	
16/11/2015 12:55:00	56	48	53	
16/11/2015 13:00:00	60	47	60	56
16/11/2015 13:05:00	57	47	53	
16/11/2015 13:10:00	55	48	51	
16/11/2015 13:15:00	56	48	53	
16/11/2015 13:20:00	57	49	55	
16/11/2015 13:25:00	60	50	58	
16/11/2015 13:30:00	61	50	57	54
16/11/2015 13:35:00	56	50	54	
16/11/2015 13:40:00	55	50	53	
16/11/2015 13:45:00	56	50	53	
16/11/2015 13:50:00	55	49	52	
16/11/2015 13:55:00	53	50	51	
16/11/2015 14:00:00	57	49	53	57
16/11/2015 14:05:00	57	49	54	
16/11/2015 14:10:00	63	49	63	
16/11/2015 14:15:00	58	49	56	
16/11/2015 14:20:00	53	47	50	
16/11/2015 14:25:00	54	49	53	
16/11/2015 14:30:00	57	50	54	61
16/11/2015 14:35:00	66	49	66	
16/11/2015 14:40:00	57	49	54	
16/11/2015 14:45:00	65	50	61	
16/11/2015 14:50:00	62	48	62	
16/11/2015 14:55:00	51	47	49	
16/11/2015 15:00:00	63	47	63	60
16/11/2015 15:05:00	54	49	52	
16/11/2015 15:10:00	54	48	51	
16/11/2015 15:15:00	64	49	63	
16/11/2015 15:20:00	63	50	63	
16/11/2015 15:25:00	53	48	51	
16/11/2015 15:30:00	61	51	61	58
16/11/2015 15:35:00	63	50	62	
16/11/2015 15:40:00	57	49	54	
16/11/2015 15:45:00	56	49	53	
16/11/2015 15:50:00	56	49	54	
16/11/2015 15:55:00	59	48	56	

Station: NM5- Village House at Tin Sum

Start time	dB(A)			
	$L_{10\ (5mins)}$	$L_{90\ (5\ mins)}$	$L_{eq(5mins)}$	$L_{eq(30mins)}$
16/11/2015 16:00:00	55	48	53	54
16/11/2015 16:05:00	56	49	54	
16/11/2015 16:10:00	55	48	52	
16/11/2015 16:15:00	54	49	52	
16/11/2015 16:20:00	60	48	57	
16/11/2015 16:25:00	57	49	54	
16/11/2015 16:30:00	60	51	58	58
16/11/2015 16:35:00	59	50	56	
16/11/2015 16:40:00	58	51	56	
16/11/2015 16:45:00	63	50	60	
16/11/2015 16:50:00	62	51	61	
16/11/2015 16:55:00	59	50	56	
16/11/2015 17:00:00	73	50	69	62
16/11/2015 17:05:00	56	51	54	
16/11/2015 17:10:00	54	50	52	
16/11/2015 17:15:00	58	51	56	
16/11/2015 17:20:00	59	49	59	
16/11/2015 17:25:00	62	50	58	
16/11/2015 17:30:00	59	50	56	54
16/11/2015 17:35:00	59	50	56	
16/11/2015 17:40:00	58	50	55	
16/11/2015 17:45:00	54	50	53	
16/11/2015 17:50:00	56	48	53	
16/11/2015 17:55:00	56	48	53	
16/11/2015 18:00:00	53	47	53	59
16/11/2015 18:05:00	60	49	59	
16/11/2015 18:10:00	62	49	57	
16/11/2015 18:15:00	62	51	58	
16/11/2015 18:20:00	65	48	65	
16/11/2015 18:25:00	56	51	54	
16/11/2015 18:30:00	54	48	52	56
16/11/2015 18:35:00	53	48	50	
16/11/2015 18:40:00	62	51	60	
16/11/2015 18:45:00	57	52	55	
16/11/2015 18:50:00	58	49	55	
16/11/2015 18:55:00	60	49	56	
17/11/2015 07:00:00	60	45	58	58
17/11/2015 07:05:00	67	45	65	
17/11/2015 07:10:00	54	44	51	
17/11/2015 07:15:00	57	44	53	
17/11/2015 07:20:00	51	44	49	
17/11/2015 07:25:00	49	43	47	
17/11/2015 07:30:00	56	44	52	58
17/11/2015 07:35:00	64	44	61	
17/11/2015 07:40:00	61	50	58	
17/11/2015 07:45:00	58	47	54	
17/11/2015 07:50:00	60	48	56	
17/11/2015 07:55:00	62	48	59	
17/11/2015 08:00:00	62	48	60	58
17/11/2015 08:05:00	63	48	60	
17/11/2015 08:10:00	62	47	59	
17/11/2015 08:15:00	59	45	56	

Station: NM5- Village House at Tin Sum

Start time	dB(A)			
	$L_{10\ (5mins)}$	$L_{90\ (5\ mins)}$	$L_{eq(5mins)}$	$L_{eq(30mins)}$
17/11/2015 08:20:00	60	46	57	
17/11/2015 08:25:00	56	48	53	
17/11/2015 08:30:00	61	49	59	56
17/11/2015 08:35:00	59	49	58	
17/11/2015 08:40:00	58	50	55	
17/11/2015 08:45:00	55	49	52	
17/11/2015 08:50:00	55	49	53	
17/11/2015 08:55:00	57	48	53	
17/11/2015 09:00:00	58	48	55	53
17/11/2015 09:05:00	54	46	51	
17/11/2015 09:10:00	53	47	51	
17/11/2015 09:15:00	55	46	51	
17/11/2015 09:20:00	61	47	57	
17/11/2015 09:25:00	51	46	49	
17/11/2015 09:30:00	60	47	57	56
17/11/2015 09:35:00	64	47	61	
17/11/2015 09:40:00	60	46	56	
17/11/2015 09:45:00	56	47	54	
17/11/2015 09:50:00	50	47	48	
17/11/2015 09:55:00	56	48	53	
17/11/2015 10:00:00	55	47	51	55
17/11/2015 10:05:00	60	48	56	
17/11/2015 10:10:00	58	48	55	
17/11/2015 10:15:00	58	50	55	
17/11/2015 10:20:00	59	50	56	
17/11/2015 10:25:00	57	48	54	
17/11/2015 10:30:00	56	48	53	56
17/11/2015 10:35:00	55	46	51	
17/11/2015 10:40:00	54	46	51	
17/11/2015 10:45:00	54	47	51	
17/11/2015 10:50:00	62	48	58	
17/11/2015 10:55:00	62	47	59	
17/11/2015 11:00:00	59	47	58	54
17/11/2015 11:05:00	56	49	53	
17/11/2015 11:10:00	58	47	55	
17/11/2015 11:15:00	54	48	52	
17/11/2015 11:20:00	55	48	53	
17/11/2015 11:25:00	54	46	54	
17/11/2015 11:30:00	66	45	62	55
17/11/2015 11:35:00	51	46	49	
17/11/2015 11:40:00	54	47	51	
17/11/2015 11:45:00	54	48	51	
17/11/2015 11:50:00	49	47	48	
17/11/2015 11:55:00	53	49	51	
17/11/2015 12:00:00	53	48	53	56
17/11/2015 12:05:00	51	46	49	
17/11/2015 12:10:00	55	48	55	
17/11/2015 12:15:00	62	45	62	
17/11/2015 12:20:00	53	45	51	
17/11/2015 12:25:00	47	43	45	
17/11/2015 12:30:00	53	46	50	63
17/11/2015 12:35:00	74	45	68	

Station: NM5- Village House at Tin Sum

Start time	dB(A)			
	$L_{10\ (5mins)}$	$L_{90\ (5\ mins)}$	$L_{eq(5mins)}$	$L_{eq(30mins)}$
17/11/2015 12:40:00	69	45	66	
17/11/2015 12:45:00	47	44	46	
17/11/2015 12:50:00	59	44	59	
17/11/2015 12:55:00	49	44	47	
17/11/2015 13:00:00	47	43	45	63
17/11/2015 13:05:00	53	44	51	
17/11/2015 13:10:00	52	46	49	
17/11/2015 13:15:00	52	45	49	
17/11/2015 13:20:00	74	56	70	
17/11/2015 13:25:00	48	45	47	
17/11/2015 13:30:00	74	48	69	66
17/11/2015 13:35:00	76	47	71	
17/11/2015 13:40:00	52	46	49	
17/11/2015 13:45:00	52	47	50	
17/11/2015 13:50:00	49	45	47	
17/11/2015 13:55:00	64	48	64	
17/11/2015 14:00:00	54	48	53	50
17/11/2015 14:05:00	53	48	51	
17/11/2015 14:10:00	50	46	48	
17/11/2015 14:15:00	50	47	49	
17/11/2015 14:20:00	49	46	48	
17/11/2015 14:25:00	49	45	48	
17/11/2015 14:30:00	49	46	47	55
17/11/2015 14:35:00	56	48	53	
17/11/2015 14:40:00	50	46	48	
17/11/2015 14:45:00	65	48	61	
17/11/2015 14:50:00	52	47	50	
17/11/2015 14:55:00	51	47	49	
17/11/2015 15:00:00	52	46	49	52
17/11/2015 15:05:00	58	46	58	
17/11/2015 15:10:00	52	47	50	
17/11/2015 15:15:00	51	46	49	
17/11/2015 15:20:00	49	46	47	
17/11/2015 15:25:00	51	47	50	
17/11/2015 15:30:00	56	46	52	58
17/11/2015 15:35:00	62	47	62	
17/11/2015 15:40:00	55	46	52	
17/11/2015 15:45:00	54	46	50	
17/11/2015 15:50:00	62	48	62	
17/11/2015 15:55:00	53	47	52	
17/11/2015 16:00:00	59	47	55	59
17/11/2015 16:05:00	55	48	53	
17/11/2015 16:10:00	64	48	63	
17/11/2015 16:15:00	56	49	53	
17/11/2015 16:20:00	65	49	63	
17/11/2015 16:25:00	55	49	53	
17/11/2015 16:30:00	65	48	64	59
17/11/2015 16:35:00	52	47	51	
17/11/2015 16:40:00	65	46	61	
17/11/2015 16:45:00	60	48	56	
17/11/2015 16:50:00	55	49	53	
17/11/2015 16:55:00	50	47	49	

Station: NM5- Village House at Tin Sum

Start time	dB(A)			
	$L_{10\ (5mins)}$	$L_{90\ (5\ mins)}$	$L_{eq(5mins)}$	$L_{eq(30mins)}$
17/11/2015 17:00:00	59	47	56	58
17/11/2015 17:05:00	60	47	60	
17/11/2015 17:10:00	57	47	53	
17/11/2015 17:15:00	62	47	62	
17/11/2015 17:20:00	51	44	51	
17/11/2015 17:25:00	50	46	49	
17/11/2015 17:30:00	59	47	56	55
17/11/2015 17:35:00	48	45	47	
17/11/2015 17:40:00	61	46	61	
17/11/2015 17:45:00	51	48	50	
17/11/2015 17:50:00	52	47	50	
17/11/2015 17:55:00	49	46	48	
17/11/2015 18:00:00	49	45	47	52
17/11/2015 18:05:00	47	43	45	
17/11/2015 18:10:00	55	46	51	
17/11/2015 18:15:00	54	48	52	
17/11/2015 18:20:00	59	46	55	
17/11/2015 18:25:00	56	46	55	
17/11/2015 18:30:00	53	46	51	52
17/11/2015 18:35:00	55	47	52	
17/11/2015 18:40:00	55	48	52	
17/11/2015 18:45:00	60	47	55	
17/11/2015 18:50:00	51	47	50	
17/11/2015 18:55:00	54	46	51	
18/11/2015 07:00:00	56	46	54	52
18/11/2015 07:05:00	51	46	49	
18/11/2015 07:10:00	55	48	52	
18/11/2015 07:15:00	56	49	53	
18/11/2015 07:20:00	54	49	52	
18/11/2015 07:25:00	55	49	53	
18/11/2015 07:30:00	61	50	57	56
18/11/2015 07:35:00	63	50	59	
18/11/2015 07:40:00	53	49	51	
18/11/2015 07:45:00	57	49	53	
18/11/2015 07:50:00	57	50	56	
18/11/2015 07:55:00	58	53	56	
18/11/2015 08:00:00	60	51	57	58
18/11/2015 08:05:00	59	50	57	
18/11/2015 08:10:00	61	50	59	
18/11/2015 08:15:00	62	49	58	
18/11/2015 08:20:00	59	49	56	
18/11/2015 08:25:00	63	48	59	
18/11/2015 08:30:00	61	49	58	59
18/11/2015 08:35:00	64	53	61	
18/11/2015 08:40:00	62	52	59	
18/11/2015 08:45:00	66	52	63	
18/11/2015 08:50:00	57	51	54	
18/11/2015 08:55:00	57	51	55	
18/11/2015 09:00:00	55	50	53	56
18/11/2015 09:05:00	58	51	55	
18/11/2015 09:10:00	62	52	58	
18/11/2015 09:15:00	57	50	55	

Station: NM5- Village House at Tin Sum

Start time	dB(A)			
	$L_{10\ (5mins)}$	$L_{90\ (5\ mins)}$	$L_{eq(5mins)}$	$L_{eq(30mins)}$
18/11/2015 09:20:00	57	51	54	
18/11/2015 09:25:00	61	51	58	
18/11/2015 09:30:00	60	52	58	68
18/11/2015 09:35:00	58	50	55	
18/11/2015 09:40:00	60	52	58	
18/11/2015 09:45:00	75	51	71	
18/11/2015 09:50:00	77	67	73	
18/11/2015 09:55:00	55	49	52	
18/11/2015 10:00:00	55	51	54	53
18/11/2015 10:05:00	55	50	53	
18/11/2015 10:10:00	57	50	54	
18/11/2015 10:15:00	56	50	54	
18/11/2015 10:20:00	56	50	54	
18/11/2015 10:25:00	53	49	52	
18/11/2015 10:30:00	57	51	57	60
18/11/2015 10:35:00	64	50	64	
18/11/2015 10:40:00	62	49	62	
18/11/2015 10:45:00	59	50	56	
18/11/2015 10:50:00	55	49	53	
18/11/2015 10:55:00	57	51	55	
18/11/2015 11:00:00	55	49	53	63
18/11/2015 11:05:00	67	49	64	
18/11/2015 11:10:00	68	49	68	
18/11/2015 11:15:00	64	49	64	
18/11/2015 11:20:00	57	50	54	
18/11/2015 11:25:00	57	50	55	
18/11/2015 11:30:00	56	50	54	61
18/11/2015 11:35:00	57	48	54	
18/11/2015 11:40:00	55	49	52	
18/11/2015 11:45:00	58	52	55	
18/11/2015 11:50:00	72	48	68	
18/11/2015 11:55:00	60	50	57	
18/11/2015 12:00:00	58	51	55	55
18/11/2015 12:05:00	58	52	56	
18/11/2015 12:10:00	57	48	54	
18/11/2015 12:15:00	58	50	55	
18/11/2015 12:20:00	59	49	55	
18/11/2015 12:25:00	57	48	53	
18/11/2015 12:30:00	58	48	54	56
18/11/2015 12:35:00	61	49	57	
18/11/2015 12:40:00	59	49	55	
18/11/2015 12:45:00	60	50	56	
18/11/2015 12:50:00	61	51	57	
18/11/2015 12:55:00	59	49	56	
18/11/2015 13:00:00	75	61	71	65
18/11/2015 13:05:00	73	48	67	
18/11/2015 13:10:00	57	47	52	
18/11/2015 13:15:00	57	48	54	
18/11/2015 13:20:00	55	47	52	
18/11/2015 13:25:00	59	48	57	
18/11/2015 13:30:00	57	49	54	54
18/11/2015 13:35:00	56	50	53	

Station: NM5- Village House at Tin Sum

Start time	dB(A)			
	$L_{10\ (5mins)}$	$L_{90\ (5\ mins)}$	$L_{eq(5mins)}$	$L_{eq(30mins)}$
18/11/2015 13:40:00	59	51	56	
18/11/2015 13:45:00	55	49	52	
18/11/2015 13:50:00	56	50	54	
18/11/2015 13:55:00	56	49	53	
18/11/2015 14:00:00	63	50	59	59
18/11/2015 14:05:00	58	49	55	
18/11/2015 14:10:00	58	49	56	
18/11/2015 14:15:00	58	51	56	
18/11/2015 14:20:00	66	53	62	
18/11/2015 14:25:00	64	53	62	
18/11/2015 14:30:00	67	51	62	59
18/11/2015 14:35:00	60	51	57	
18/11/2015 14:40:00	60	51	57	
18/11/2015 14:45:00	57	50	55	
18/11/2015 14:50:00	60	52	58	
18/11/2015 14:55:00	65	52	62	
18/11/2015 15:00:00	60	51	57	57
18/11/2015 15:05:00	62	51	59	
18/11/2015 15:10:00	60	51	57	
18/11/2015 15:15:00	63	50	58	
18/11/2015 15:20:00	58	49	56	
18/11/2015 15:25:00	57	50	54	
18/11/2015 15:30:00	58	50	55	62
18/11/2015 15:35:00	57	50	55	
18/11/2015 15:40:00	71	51	67	
18/11/2015 15:45:00	60	51	59	
18/11/2015 15:50:00	67	51	64	
18/11/2015 15:55:00	60	50	57	
18/11/2015 16:00:00	60	51	57	61
18/11/2015 16:05:00	69	55	67	
18/11/2015 16:10:00	60	51	56	
18/11/2015 16:15:00	57	51	55	
18/11/2015 16:20:00	61	52	58	
18/11/2015 16:25:00	62	52	58	
18/11/2015 16:30:00	59	51	56	61
18/11/2015 16:35:00	62	53	60	
18/11/2015 16:40:00	59	51	59	
18/11/2015 16:45:00	67	53	66	
18/11/2015 16:50:00	61	51	58	
18/11/2015 16:55:00	60	50	58	
18/11/2015 17:00:00	57	51	55	59
18/11/2015 17:05:00	65	53	60	
18/11/2015 17:10:00	55	51	55	
18/11/2015 17:15:00	61	53	58	
18/11/2015 17:20:00	60	52	57	
18/11/2015 17:25:00	65	52	63	
18/11/2015 17:30:00	57	51	57	61
18/11/2015 17:35:00	69	51	67	
18/11/2015 17:40:00	58	51	55	
18/11/2015 17:45:00	58	52	55	
18/11/2015 17:50:00	57	51	55	
18/11/2015 17:55:00	63	50	63	

Station: NM5- Village House at Tin Sum

Start time	dB(A)			
	$L_{10\ (5mins)}$	$L_{90\ (5\ mins)}$	$L_{eq(5mins)}$	$L_{eq(30mins)}$
18/11/2015 18:00:00	64	50	60	61
18/11/2015 18:05:00	61	50	59	
18/11/2015 18:10:00	64	50	60	
18/11/2015 18:15:00	66	50	61	
18/11/2015 18:20:00	63	52	60	
18/11/2015 18:25:00	65	53	63	
18/11/2015 18:30:00	60	51	57	58
18/11/2015 18:35:00	64	50	61	
18/11/2015 18:40:00	58	51	55	
18/11/2015 18:45:00	63	52	60	
18/11/2015 18:50:00	60	50	56	
18/11/2015 18:55:00	60	51	58	
19/11/2015 07:00:00	57	48	57	56
19/11/2015 07:05:00	55	50	52	
19/11/2015 07:10:00	56	49	54	
19/11/2015 07:15:00	61	50	59	
19/11/2015 07:20:00	59	51	57	
19/11/2015 07:25:00	59	51	56	
19/11/2015 07:30:00	57	50	54	57
19/11/2015 07:35:00	61	50	58	
19/11/2015 07:40:00	57	51	55	
19/11/2015 07:45:00	59	50	56	
19/11/2015 07:50:00	58	52	55	
19/11/2015 07:55:00	63	52	59	
19/11/2015 08:00:00	58	52	56	59
19/11/2015 08:05:00	63	53	59	
19/11/2015 08:10:00	60	50	57	
19/11/2015 08:15:00	67	50	62	
19/11/2015 08:20:00	57	52	55	
19/11/2015 08:25:00	64	48	59	
19/11/2015 08:30:00	58	49	54	58
19/11/2015 08:35:00	61	50	59	
19/11/2015 08:40:00	61	53	58	
19/11/2015 08:45:00	62	52	59	
19/11/2015 08:50:00	62	50	59	
19/11/2015 08:55:00	63	51	59	
19/11/2015 09:00:00	64	50	60	58
19/11/2015 09:05:00	64	50	60	
19/11/2015 09:10:00	58	50	55	
19/11/2015 09:15:00	58	48	54	
19/11/2015 09:20:00	60	48	57	
19/11/2015 09:25:00	61	50	58	
19/11/2015 09:30:00	67	51	67	61
19/11/2015 09:35:00	63	53	60	
19/11/2015 09:40:00	61	54	58	
19/11/2015 09:45:00	63	54	60	
19/11/2015 09:50:00	62	54	59	
19/11/2015 09:55:00	56	55	55	
19/11/2015 10:00:00	61	51	57	58
19/11/2015 10:05:00	61	52	58	
19/11/2015 10:10:00	58	53	56	
19/11/2015 10:15:00	60	52	57	

Station: NM5- Village House at Tin Sum

Start time	dB(A)			
	$L_{10\ (5mins)}$	$L_{90\ (5\ mins)}$	$L_{eq(5mins)}$	$L_{eq(30mins)}$
19/11/2015 10:20:00	64	50	59	
19/11/2015 10:25:00	62	52	58	
19/11/2015 10:30:00	55	49	53	59
19/11/2015 10:35:00	61	51	57	
19/11/2015 10:40:00	60	52	57	
19/11/2015 10:45:00	68	50	64	
19/11/2015 10:50:00	63	52	60	
19/11/2015 10:55:00	57	50	54	
19/11/2015 11:00:00	67	53	66	67
19/11/2015 11:05:00	58	50	55	
19/11/2015 11:10:00	59	52	57	
19/11/2015 11:15:00	73	52	73	
19/11/2015 11:20:00	61	51	57	
19/11/2015 11:25:00	66	52	63	
19/11/2015 11:30:00	58	53	56	57
19/11/2015 11:35:00	63	54	60	
19/11/2015 11:40:00	59	52	57	
19/11/2015 11:45:00	59	51	56	
19/11/2015 11:50:00	60	51	57	
19/11/2015 11:55:00	58	52	56	
19/11/2015 12:00:00	66	53	62	61
19/11/2015 12:05:00	58	51	56	
19/11/2015 12:10:00	60	52	57	
19/11/2015 12:15:00	59	51	56	
19/11/2015 12:20:00	70	52	66	
19/11/2015 12:25:00	62	51	59	
19/11/2015 12:30:00	59	51	56	58
19/11/2015 12:35:00	62	55	59	
19/11/2015 12:40:00	62	50	58	
19/11/2015 12:45:00	62	51	59	
19/11/2015 12:50:00	61	52	58	
19/11/2015 12:55:00	60	51	57	
19/11/2015 13:00:00	59	49	56	58
19/11/2015 13:05:00	57	49	54	
19/11/2015 13:10:00	62	51	59	
19/11/2015 13:15:00	65	52	61	
19/11/2015 13:20:00	57	52	55	
19/11/2015 13:25:00	62	51	58	
19/11/2015 13:30:00	58	51	55	59
19/11/2015 13:35:00	61	52	60	
19/11/2015 13:40:00	63	51	62	
19/11/2015 13:45:00	59	51	56	
19/11/2015 13:50:00	61	52	58	
19/11/2015 13:55:00	60	53	57	
19/11/2015 14:00:00	61	51	59	58
19/11/2015 14:05:00	64	53	60	
19/11/2015 14:10:00	62	52	59	
19/11/2015 14:15:00	57	52	55	
19/11/2015 14:20:00	59	51	57	
19/11/2015 14:25:00	61	50	57	
19/11/2015 14:30:00	60	52	56	60
19/11/2015 14:35:00	64	53	60	

Station: NM5- Village House at Tin Sum

Start time	dB(A)			
	$L_{10\ (5mins)}$	$L_{90\ (5\ mins)}$	$L_{eq(5mins)}$	$L_{eq(30mins)}$
19/11/2015 14:40:00	61	52	58	
19/11/2015 14:45:00	59	54	58	
19/11/2015 14:50:00	60	53	57	
19/11/2015 14:55:00	69	54	65	
19/11/2015 15:00:00	61	53	58	59
19/11/2015 15:05:00	59	54	57	
19/11/2015 15:10:00	59	52	57	
19/11/2015 15:15:00	65	52	64	
19/11/2015 15:20:00	60	51	57	
19/11/2015 15:25:00	60	52	57	
19/11/2015 15:30:00	63	52	63	60
19/11/2015 15:35:00	59	52	56	
19/11/2015 15:40:00	59	51	56	
19/11/2015 15:45:00	58	52	55	
19/11/2015 15:50:00	59	53	57	
19/11/2015 15:55:00	67	52	63	
19/11/2015 16:00:00	69	52	64	60
19/11/2015 16:05:00	63	53	60	
19/11/2015 16:10:00	61	50	59	
19/11/2015 16:15:00	62	51	59	
19/11/2015 16:20:00	60	52	57	
19/11/2015 16:25:00	59	51	56	
19/11/2015 16:30:00	59	51	56	57
19/11/2015 16:35:00	61	52	58	
19/11/2015 16:40:00	61	52	57	
19/11/2015 16:45:00	59	52	56	
19/11/2015 16:50:00	61	53	58	
19/11/2015 16:55:00	58	51	56	
19/11/2015 17:00:00	73	53	68	64
19/11/2015 17:05:00	57	52	55	
19/11/2015 17:10:00	71	54	66	
19/11/2015 17:15:00	63	54	60	
19/11/2015 17:20:00	62	52	58	
19/11/2015 17:25:00	62	52	58	
19/11/2015 17:30:00	61	52	58	60
19/11/2015 17:35:00	57	51	55	
19/11/2015 17:40:00	65	52	62	
19/11/2015 17:45:00	62	52	59	
19/11/2015 17:50:00	59	51	57	
19/11/2015 17:55:00	63	52	63	
19/11/2015 18:00:00	64	51	60	58
19/11/2015 18:05:00	58	52	55	
19/11/2015 18:10:00	61	52	58	
19/11/2015 18:15:00	61	56	59	
19/11/2015 18:20:00	64	53	60	
19/11/2015 18:25:00	56	50	54	
19/11/2015 18:30:00	63	54	61	59
19/11/2015 18:35:00	58	53	56	
19/11/2015 18:40:00	60	54	57	
19/11/2015 18:45:00	60	54	58	
19/11/2015 18:50:00	63	56	60	
19/11/2015 18:55:00	61	53	59	

Station: NM5- Village House at Tin Sum

Start time	dB(A)			
	$L_{10\ (5mins)}$	$L_{90\ (5\ mins)}$	$L_{eq(5mins)}$	$L_{eq(30mins)}$
20/11/2015 07:00:00	51	49	50	52
20/11/2015 07:05:00	52	49	51	
20/11/2015 07:10:00	53	49	52	
20/11/2015 07:15:00	55	50	53	
20/11/2015 07:20:00	53	50	52	
20/11/2015 07:25:00	57	50	53	
20/11/2015 07:30:00	57	49	54	53
20/11/2015 07:35:00	55	50	53	
20/11/2015 07:40:00	55	49	53	
20/11/2015 07:45:00	54	49	54	
20/11/2015 07:50:00	56	50	53	
20/11/2015 07:55:00	53	49	52	
20/11/2015 08:00:00	53	49	52	58
20/11/2015 08:05:00	59	54	57	
20/11/2015 08:10:00	66	53	63	
20/11/2015 08:15:00	62	50	58	
20/11/2015 08:20:00	55	49	54	
20/11/2015 08:25:00	59	50	56	
20/11/2015 08:30:00	57	51	54	58
20/11/2015 08:35:00	61	51	58	
20/11/2015 08:40:00	61	52	58	
20/11/2015 08:45:00	61	53	58	
20/11/2015 08:50:00	63	54	59	
20/11/2015 08:55:00	64	54	60	
20/11/2015 09:00:00	64	52	60	60
20/11/2015 09:05:00	63	51	59	
20/11/2015 09:10:00	64	53	63	
20/11/2015 09:15:00	58	53	56	
20/11/2015 09:20:00	61	52	59	
20/11/2015 09:25:00	59	52	57	
20/11/2015 09:30:00	63	53	61	67
20/11/2015 09:35:00	61	55	59	
20/11/2015 09:40:00	76	55	70	
20/11/2015 09:45:00	77	54	72	
20/11/2015 09:50:00	60	52	58	
20/11/2015 09:55:00	64	54	62	
20/11/2015 10:00:00	67	54	65	61
20/11/2015 10:05:00	61	54	59	
20/11/2015 10:10:00	60	53	58	
20/11/2015 10:15:00	64	53	60	
20/11/2015 10:20:00	65	53	62	
20/11/2015 10:25:00	58	52	56	
20/11/2015 10:30:00	61	52	58	58
20/11/2015 10:35:00	59	52	56	
20/11/2015 10:40:00	60	53	57	
20/11/2015 10:45:00	61	52	57	
20/11/2015 10:50:00	66	52	61	
20/11/2015 10:55:00	61	50	57	
20/11/2015 11:00:00	62	51	58	60
20/11/2015 11:05:00	60	51	57	
20/11/2015 11:10:00	62	51	58	
20/11/2015 11:15:00	66	53	63	

Station: NM5- Village House at Tin Sum

Start time	dB(A)			
	$L_{10\ (5mins)}$	$L_{90\ (5\ mins)}$	$L_{eq(5mins)}$	$L_{eq(30mins)}$
20/11/2015 11:20:00	63	50	59	
20/11/2015 11:25:00	61	53	60	
20/11/2015 11:30:00	59	51	56	59
20/11/2015 11:35:00	61	53	58	
20/11/2015 11:40:00	61	51	57	
20/11/2015 11:45:00	59	52	57	
20/11/2015 11:50:00	57	51	54	
20/11/2015 11:55:00	66	51	64	
20/11/2015 12:00:00	59	51	57	57
20/11/2015 12:05:00	58	52	56	
20/11/2015 12:10:00	60	52	57	
20/11/2015 12:15:00	64	52	60	
20/11/2015 12:20:00	61	51	57	
20/11/2015 12:25:00	58	49	55	
20/11/2015 12:30:00	60	49	56	59
20/11/2015 12:35:00	61	50	57	
20/11/2015 12:40:00	61	50	58	
20/11/2015 12:45:00	62	50	62	
20/11/2015 12:50:00	61	51	58	
20/11/2015 12:55:00	62	50	62	
20/11/2015 13:00:00	55	48	53	58
20/11/2015 13:05:00	67	49	63	
20/11/2015 13:10:00	58	48	54	
20/11/2015 13:15:00	60	49	56	
20/11/2015 13:20:00	56	50	54	
20/11/2015 13:25:00	61	50	57	
20/11/2015 13:30:00	62	50	59	58
20/11/2015 13:35:00	57	51	55	
20/11/2015 13:40:00	58	52	56	
20/11/2015 13:45:00	61	52	58	
20/11/2015 13:50:00	62	50	59	
20/11/2015 13:55:00	62	53	59	
20/11/2015 14:00:00	60	51	57	58
20/11/2015 14:05:00	60	52	57	
20/11/2015 14:10:00	62	53	59	
20/11/2015 14:15:00	62	54	60	
20/11/2015 14:20:00	61	52	58	
20/11/2015 14:25:00	57	53	55	
20/11/2015 14:30:00	63	52	60	60
20/11/2015 14:35:00	58	53	56	
20/11/2015 14:40:00	60	51	57	
20/11/2015 14:45:00	62	52	58	
20/11/2015 14:50:00	65	51	65	
20/11/2015 14:55:00	62	51	58	
20/11/2015 15:00:00	62	52	59	57
20/11/2015 15:05:00	59	52	57	
20/11/2015 15:10:00	59	52	56	
20/11/2015 15:15:00	62	54	59	
20/11/2015 15:20:00	55	45	51	
20/11/2015 15:25:00	59	48	55	
20/11/2015 15:30:00	57	47	54	55
20/11/2015 15:35:00	64	49	59	

Station: NM5- Village House at Tin Sum

Start time	dB(A)			
	$L_{10\ (5mins)}$	$L_{90\ (5\ mins)}$	$L_{eq(5mins)}$	$L_{eq(30mins)}$
20/11/2015 15:40:00	54	46	52	
20/11/2015 15:45:00	57	47	53	
20/11/2015 15:50:00	58	50	55	
20/11/2015 15:55:00	52	47	50	
20/11/2015 16:00:00	57	49	54	54
20/11/2015 16:05:00	58	51	55	
20/11/2015 16:10:00	57	48	54	
20/11/2015 16:15:00	55	48	52	
20/11/2015 16:20:00	59	50	56	
20/11/2015 16:25:00	55	46	52	
20/11/2015 16:30:00	59	52	56	59
20/11/2015 16:35:00	63	53	62	
20/11/2015 16:40:00	59	53	57	
20/11/2015 16:45:00	64	55	61	
20/11/2015 16:50:00	63	54	60	
20/11/2015 16:55:00	60	52	57	

Station: NM5- Village House at Tin Sum

Start time	dB(A)			
	$L_{10\ (5mins)}$	$L_{90\ (5\ mins)}$	$L_{eq(5mins)}$	$L_{eq(30mins)}$
20/11/2015 17:00:00	60	50	57	63
20/11/2015 17:05:00	61	52	58	
20/11/2015 17:10:00	62	50	59	
20/11/2015 17:15:00	66	50	61	
20/11/2015 17:20:00	72	49	68	
20/11/2015 17:25:00	64	49	60	
20/11/2015 17:30:00	60	48	56	57
20/11/2015 17:35:00	61	50	57	
20/11/2015 17:40:00	55	49	53	
20/11/2015 17:45:00	59	49	56	
20/11/2015 17:50:00	63	51	60	
20/11/2015 17:55:00	63	50	58	
20/11/2015 18:00:00	65	52	60	60
20/11/2015 18:05:00	66	54	62	
20/11/2015 18:10:00	63	53	61	
20/11/2015 18:15:00	57	50	54	
20/11/2015 18:20:00	63	51	59	
20/11/2015 18:25:00	62	48	58	
20/11/2015 18:30:00	63	47	59	55
20/11/2015 18:35:00	57	46	53	
20/11/2015 18:40:00	57	44	53	
20/11/2015 18:45:00	58	43	54	
20/11/2015 18:50:00	60	45	56	
20/11/2015 18:55:00	55	44	52	
21/11/2015 07:00:00	55	49	52	59
21/11/2015 07:05:00	56	49	53	
21/11/2015 07:10:00	64	50	61	
21/11/2015 07:15:00	60	53	57	
21/11/2015 07:20:00	65	54	60	
21/11/2015 07:25:00	65	53	62	
21/11/2015 07:30:00	61	53	59	56
21/11/2015 07:35:00	56	51	55	
21/11/2015 07:40:00	57	52	55	
21/11/2015 07:45:00	58	51	54	
21/11/2015 07:50:00	57	52	54	
21/11/2015 07:55:00	63	54	59	
21/11/2015 08:00:00	61	55	57	60
21/11/2015 08:05:00	63	55	60	
21/11/2015 08:10:00	62	54	58	
21/11/2015 08:15:00	63	54	60	
21/11/2015 08:20:00	65	55	61	
21/11/2015 08:25:00	64	54	60	
21/11/2015 08:30:00	61	54	58	57
21/11/2015 08:35:00	57	51	54	
21/11/2015 08:40:00	63	52	59	
21/11/2015 08:45:00	56	50	54	
21/11/2015 08:50:00	57	51	54	
21/11/2015 08:55:00	62	51	58	

Minimum	47	43	-	50
Maximum	87	67	-	75

Station: NM6-House No.1, Sha Lo Wan

Start time	dB(A)			
	$L_{10\ (5mins)}$	$L_{90\ (5mins)}$	$L_{eq(5mins)}$	$L_{eq(30mins)}$
11/11/2015 12:00:00	68	63	64	66
11/11/2015 12:05:00	70	64	66	
11/11/2015 12:10:00	69	63	66	
11/11/2015 12:15:00	72	64	68	
11/11/2015 12:20:00	69	65	67	
11/11/2015 12:25:00	69	65	66	
11/11/2015 12:30:00	70	63	66	67
11/11/2015 12:35:00	69	63	65	
11/11/2015 12:40:00	71	64	67	
11/11/2015 12:45:00	72	68	70	
11/11/2015 12:50:00	75	64	69	
11/11/2015 12:55:00	67	64	64	
11/11/2015 13:00:00	71	61	65	65
11/11/2015 13:05:00	66	62	64	
11/11/2015 13:10:00	67	62	64	
11/11/2015 13:15:00	63	60	60	
11/11/2015 13:20:00	71	66	67	
11/11/2015 13:25:00	70	66	67	
11/11/2015 13:30:00	73	67	68	70
11/11/2015 13:35:00	69	66	66	
11/11/2015 13:40:00	69	67	67	
11/11/2015 13:45:00	76	71	74	
11/11/2015 13:50:00	72	67	69	
11/11/2015 13:55:00	74	68	70	
11/11/2015 14:00:00	70	68	68	71
11/11/2015 14:05:00	73	68	70	
11/11/2015 14:10:00	72	69	69	
11/11/2015 14:15:00	66	63	64	
11/11/2015 14:20:00	76	72	74	
11/11/2015 14:25:00	76	72	74	
11/11/2015 14:30:00	73	69	72	72
11/11/2015 14:35:00	74	68	70	
11/11/2015 14:40:00	67	62	64	
11/11/2015 14:45:00	73	68	69	
11/11/2015 14:50:00	75	72	74	
11/11/2015 14:55:00	76	71	74	
11/11/2015 15:00:00	75	68	70	69
11/11/2015 15:05:00	74	67	70	
11/11/2015 15:10:00	70	65	67	
11/11/2015 15:15:00	72	66	69	
11/11/2015 15:20:00	68	63	64	
11/11/2015 15:25:00	74	66	69	
11/11/2015 15:30:00	73	65	69	67
11/11/2015 15:35:00	69	64	64	
11/11/2015 15:40:00	73	67	69	
11/11/2015 15:45:00	69	64	66	
11/11/2015 15:50:00	72	65	68	
11/11/2015 15:55:00	69	64	64	
11/11/2015 16:00:00	66	63	64	63
11/11/2015 16:05:00	65	62	63	
11/11/2015 16:10:00	68	63	65	

Station: NM6-House No.1, Sha Lo Wan

Start time	dB(A)			
	$L_{10\ (5mins)}$	$L_{90\ (5mins)}$	$L_{eq(5mins)}$	$L_{eq(30mins)}$
11/11/2015 16:15:00	59	58	58	
11/11/2015 16:20:00	67	62	63	
11/11/2015 16:25:00	67	65	65	
11/11/2015 16:30:00	61	61	61	67
11/11/2015 16:35:00	66	64	64	
11/11/2015 16:40:00	68	66	66	
11/11/2015 16:45:00	68	64	66	
11/11/2015 16:50:00	63	60	60	
11/11/2015 16:55:00	76	70	73	
11/11/2015 17:00:00	76	68	71	67
11/11/2015 17:05:00	68	63	63	
11/11/2015 17:10:00	70	64	66	
11/11/2015 17:15:00	65	62	63	
11/11/2015 17:20:00	74	64	70	
11/11/2015 17:25:00	65	62	62	
11/11/2015 17:30:00	72	63	67	65
11/11/2015 17:35:00	69	64	66	
11/11/2015 17:40:00	68	62	65	
11/11/2015 17:45:00	69	63	66	
11/11/2015 17:50:00	65	60	63	
11/11/2015 17:55:00	69	60	65	
11/11/2015 18:00:00	70	64	66	66
11/11/2015 18:05:00	69	66	67	
11/11/2015 18:10:00	73	66	69	
11/11/2015 18:15:00	69	62	66	
11/11/2015 18:20:00	65	62	63	
11/11/2015 18:25:00	68	65	66	
11/11/2015 18:30:00	72	65	67	67
11/11/2015 18:35:00	71	62	66	
11/11/2015 18:40:00	72	64	67	
11/11/2015 18:45:00	74	68	72	
11/11/2015 18:50:00	68	63	65	
11/11/2015 18:55:00	66	61	61	
12/11/2015 07:00:00	57	56	56	52
12/11/2015 07:05:00	52	50	50	
12/11/2015 07:10:00	53	50	52	
12/11/2015 07:15:00	52	50	51	
12/11/2015 07:20:00	53	51	51	
12/11/2015 07:25:00	54	51	52	
12/11/2015 07:30:00	54	53	54	58
12/11/2015 07:35:00	56	54	55	
12/11/2015 07:40:00	61	58	58	
12/11/2015 07:45:00	60	58	60	
12/11/2015 07:50:00	60	58	59	
12/11/2015 07:55:00	60	59	59	
12/11/2015 08:00:00	72	65	65	60
12/11/2015 08:05:00	63	59	59	
12/11/2015 08:10:00	58	57	57	
12/11/2015 08:15:00	59	58	58	
12/11/2015 08:20:00	58	58	58	
12/11/2015 08:25:00	59	58	58	

Station: NM6-House No.1, Sha Lo Wan

Start time	dB(A)			
	$L_{10\ (5mins)}$	$L_{90\ (5mins)}$	$L_{eq(5mins)}$	$L_{eq(30mins)}$
12/11/2015 08:30:00	62	60	60	59
12/11/2015 08:35:00	59	57	57	
12/11/2015 08:40:00	61	59	59	
12/11/2015 08:45:00	64	59	61	
12/11/2015 08:50:00	62	59	59	
12/11/2015 08:55:00	62	58	59	
12/11/2015 09:00:00	62	61	61	65
12/11/2015 09:05:00	68	64	65	
12/11/2015 09:10:00	65	60	60	
12/11/2015 09:15:00	69	63	63	
12/11/2015 09:20:00	72	68	68	
12/11/2015 09:25:00	71	67	67	
12/11/2015 09:30:00	71	67	69	68
12/11/2015 09:35:00	74	70	70	
12/11/2015 09:40:00	71	67	69	
12/11/2015 09:45:00	73	65	68	
12/11/2015 09:50:00	68	64	65	
12/11/2015 09:55:00	71	68	68	
12/11/2015 10:00:00	70	67	68	71
12/11/2015 10:05:00	74	69	71	
12/11/2015 10:10:00	71	68	69	
12/11/2015 10:15:00	71	70	70	
12/11/2015 10:20:00	74	70	72	
12/11/2015 10:25:00	74	69	73	
12/11/2015 10:30:00	69	67	67	69
12/11/2015 10:35:00	73	68	70	
12/11/2015 10:40:00	71	65	67	
12/11/2015 10:45:00	75	67	71	
12/11/2015 10:50:00	70	67	68	
12/11/2015 10:55:00	73	68	70	
12/11/2015 11:00:00	72	69	70	69
12/11/2015 11:05:00	72	68	68	
12/11/2015 11:10:00	70	66	68	
12/11/2015 11:15:00	72	67	70	
12/11/2015 11:20:00	69	66	67	
12/11/2015 11:25:00	73	69	69	
12/11/2015 11:30:00	74	70	70	69
12/11/2015 11:35:00	69	65	66	
12/11/2015 11:40:00	74	68	70	
12/11/2015 11:45:00	73	67	69	
12/11/2015 11:50:00	71	68	68	
12/11/2015 11:55:00	74	66	69	
12/11/2015 12:00:00	67	66	66	69
12/11/2015 12:05:00	75	69	72	
12/11/2015 12:10:00	71	68	69	
12/11/2015 12:15:00	73	67	68	
12/11/2015 12:20:00	71	65	67	
12/11/2015 12:25:00	72	64	66	
12/11/2015 12:30:00	71	66	67	69
12/11/2015 12:35:00	74	68	72	
12/11/2015 12:40:00	73	67	69	

Station: NM6-House No.1, Sha Lo Wan

Start time	dB(A)			
	$L_{10\ (5mins)}$	$L_{90\ (5mins)}$	$L_{eq(5mins)}$	$L_{eq(30mins)}$
12/11/2015 12:45:00	73	69	71	
12/11/2015 12:50:00	69	66	66	
12/11/2015 12:55:00	73	69	69	
12/11/2015 13:00:00	72	65	69	67
12/11/2015 13:05:00	71	66	67	
12/11/2015 13:10:00	66	65	65	
12/11/2015 13:15:00	68	65	65	
12/11/2015 13:20:00	74	67	68	
12/11/2015 13:25:00	68	65	66	
12/11/2015 13:30:00	70	67	68	70
12/11/2015 13:35:00	69	66	66	
12/11/2015 13:40:00	75	70	73	
12/11/2015 13:45:00	69	65	67	
12/11/2015 13:50:00	73	69	72	
12/11/2015 13:55:00	71	66	67	
12/11/2015 14:00:00	72	67	69	68
12/11/2015 14:05:00	72	65	68	
12/11/2015 14:10:00	71	69	70	
12/11/2015 14:15:00	72	66	69	
12/11/2015 14:20:00	69	66	66	
12/11/2015 14:25:00	71	65	67	
12/11/2015 14:30:00	70	66	66	68
12/11/2015 14:35:00	70	68	69	
12/11/2015 14:40:00	73	68	69	
12/11/2015 14:45:00	72	66	68	
12/11/2015 14:50:00	67	65	66	
12/11/2015 14:55:00	73	69	70	
12/11/2015 15:00:00	68	63	65	65
12/11/2015 15:05:00	68	64	64	
12/11/2015 15:10:00	71	64	66	
12/11/2015 15:15:00	70	64	66	
12/11/2015 15:20:00	67	63	64	
12/11/2015 15:25:00	68	64	66	
12/11/2015 15:30:00	68	63	66	66
12/11/2015 15:35:00	67	64	66	
12/11/2015 15:40:00	72	64	67	
12/11/2015 15:45:00	65	63	64	
12/11/2015 15:50:00	72	67	68	
12/11/2015 15:55:00	68	66	66	
12/11/2015 16:00:00	67	63	63	65
12/11/2015 16:05:00	65	62	64	
12/11/2015 16:10:00	70	67	69	
12/11/2015 16:15:00	70	66	66	
12/11/2015 16:20:00	69	63	64	
12/11/2015 16:25:00	68	65	65	
12/11/2015 16:30:00	72	68	68	66
12/11/2015 16:35:00	72	67	67	
12/11/2015 16:40:00	72	64	67	
12/11/2015 16:45:00	67	61	63	
12/11/2015 16:50:00	67	63	63	
12/11/2015 16:55:00	70	64	67	

Station: NM6-House No.1, Sha Lo Wan

Start time	dB(A)			
	$L_{10\ (5mins)}$	$L_{90\ (5mins)}$	$L_{eq(5mins)}$	$L_{eq(30mins)}$
12/11/2015 17:00:00	74	67	68	68
12/11/2015 17:05:00	73	66	70	
12/11/2015 17:10:00	72	64	69	
12/11/2015 17:15:00	72	67	69	
12/11/2015 17:20:00	69	65	67	
12/11/2015 17:25:00	71	64	64	
12/11/2015 17:30:00	70	64	65	69
12/11/2015 17:35:00	72	66	70	
12/11/2015 17:40:00	72	68	70	
12/11/2015 17:45:00	71	66	67	
12/11/2015 17:50:00	69	66	66	
12/11/2015 17:55:00	73	67	72	
12/11/2015 18:00:00	70	64	65	67
12/11/2015 18:05:00	65	61	63	
12/11/2015 18:10:00	70	64	67	
12/11/2015 18:15:00	68	66	66	
12/11/2015 18:20:00	70	69	69	
12/11/2015 18:25:00	71	68	69	
12/11/2015 18:30:00	72	65	69	68
12/11/2015 18:35:00	70	66	67	
12/11/2015 18:40:00	69	65	66	
12/11/2015 18:45:00	71	64	67	
12/11/2015 18:50:00	70	64	66	
12/11/2015 18:55:00	73	67	70	
13/11/2015 07:00:00	55	54	54	55
13/11/2015 07:05:00	57	53	55	
13/11/2015 07:10:00	56	55	55	
13/11/2015 07:15:00	56	54	55	
13/11/2015 07:20:00	56	55	55	
13/11/2015 07:25:00	57	56	56	
13/11/2015 07:30:00	62	58	59	59
13/11/2015 07:35:00	58	57	57	
13/11/2015 07:40:00	63	62	63	
13/11/2015 07:45:00	60	59	59	
13/11/2015 07:50:00	58	56	57	
13/11/2015 07:55:00	58	56	57	
13/11/2015 08:00:00	61	58	58	57
13/11/2015 08:05:00	57	56	56	
13/11/2015 08:10:00	57	56	56	
13/11/2015 08:15:00	58	56	56	
13/11/2015 08:20:00	63	59	59	
13/11/2015 08:25:00	59	57	58	
13/11/2015 08:30:00	62	59	59	60
13/11/2015 08:35:00	60	57	59	
13/11/2015 08:40:00	59	57	58	
13/11/2015 08:45:00	66	60	62	
13/11/2015 08:50:00	61	60	61	
13/11/2015 08:55:00	59	58	58	
13/11/2015 09:00:00	62	59	59	67
13/11/2015 09:05:00	64	62	62	
13/11/2015 09:10:00	67	63	63	

Station: NM6-House No.1, Sha Lo Wan

Start time	dB(A)			
	$L_{10\ (5mins)}$	$L_{90\ (5mins)}$	$L_{eq(5mins)}$	$L_{eq(30mins)}$
13/11/2015 09:15:00	73	67	71	
13/11/2015 09:20:00	71	65	67	
13/11/2015 09:25:00	72	67	68	
13/11/2015 09:30:00	72	69	69	73
13/11/2015 09:35:00	78	72	73	
13/11/2015 09:40:00	75	70	73	
13/11/2015 09:45:00	73	70	70	
13/11/2015 09:50:00	76	73	75	
13/11/2015 09:55:00	76	74	75	
13/11/2015 10:00:00	74	72	73	75
13/11/2015 10:05:00	76	75	76	
13/11/2015 10:10:00	77	75	76	
13/11/2015 10:15:00	74	71	73	
13/11/2015 10:20:00	80	76	77	
13/11/2015 10:25:00	75	71	73	
13/11/2015 10:30:00	76	74	74	74
13/11/2015 10:35:00	77	72	74	
13/11/2015 10:40:00	76	74	74	
13/11/2015 10:45:00	78	73	75	
13/11/2015 10:50:00	74	73	73	
13/11/2015 10:55:00	78	74	76	
13/11/2015 11:00:00	76	75	75	75
13/11/2015 11:05:00	76	73	74	
13/11/2015 11:10:00	77	76	77	
13/11/2015 11:15:00	78	75	76	
13/11/2015 11:20:00	78	75	76	
13/11/2015 11:25:00	75	71	73	
13/11/2015 11:30:00	76	69	73	74
13/11/2015 11:35:00	73	70	71	
13/11/2015 11:40:00	75	70	72	
13/11/2015 11:45:00	75	71	72	
13/11/2015 11:50:00	76	74	74	
13/11/2015 11:55:00	80	79	79	
13/11/2015 12:00:00	75	74	74	73
13/11/2015 12:05:00	76	73	73	
13/11/2015 12:10:00	76	73	74	
13/11/2015 12:15:00	71	67	69	
13/11/2015 12:20:00	74	73	73	
13/11/2015 12:25:00	74	73	73	
13/11/2015 12:30:00	77	73	75	74
13/11/2015 12:35:00	77	72	75	
13/11/2015 12:40:00	77	70	73	
13/11/2015 12:45:00	77	71	73	
13/11/2015 12:50:00	75	74	74	
13/11/2015 12:55:00	73	70	71	
13/11/2015 13:00:00	73	71	71	73
13/11/2015 13:05:00	77	73	74	
13/11/2015 13:10:00	75	72	74	
13/11/2015 13:15:00	75	73	73	
13/11/2015 13:20:00	73	70	71	
13/11/2015 13:25:00	78	74	74	

Station: NM6-House No.1, Sha Lo Wan

Start time	dB(A)			
	$L_{10\ (5mins)}$	$L_{90\ (5mins)}$	$L_{eq(5mins)}$	$L_{eq(30mins)}$
13/11/2015 13:30:00	77	73	77	75
13/11/2015 13:35:00	75	73	73	
13/11/2015 13:40:00	77	76	76	
13/11/2015 13:45:00	76	74	74	
13/11/2015 13:50:00	78	74	75	
13/11/2015 13:55:00	73	71	72	
13/11/2015 14:00:00	76	72	73	75
13/11/2015 14:05:00	76	73	74	
13/11/2015 14:10:00	79	75	77	
13/11/2015 14:15:00	79	75	77	
13/11/2015 14:20:00	77	72	75	
13/11/2015 14:25:00	75	72	74	
13/11/2015 14:30:00	77	75	75	74
13/11/2015 14:35:00	76	73	74	
13/11/2015 14:40:00	73	72	72	
13/11/2015 14:45:00	76	74	74	
13/11/2015 14:50:00	76	71	72	
13/11/2015 14:55:00	77	73	74	
13/11/2015 15:00:00	76	74	74	75
13/11/2015 15:05:00	75	73	74	
13/11/2015 15:10:00	76	74	74	
13/11/2015 15:15:00	76	74	74	
13/11/2015 15:20:00	77	75	76	
13/11/2015 15:25:00	78	75	76	
13/11/2015 15:30:00	77	74	74	74
13/11/2015 15:35:00	76	73	75	
13/11/2015 15:40:00	79	75	76	
13/11/2015 15:45:00	78	74	75	
13/11/2015 15:50:00	76	72	73	
13/11/2015 15:55:00	76	70	73	
13/11/2015 16:00:00	78	72	75	74
13/11/2015 16:05:00	77	74	75	
13/11/2015 16:10:00	74	73	73	
13/11/2015 16:15:00	78	73	76	
13/11/2015 16:20:00	77	73	73	
13/11/2015 16:25:00	72	69	71	
13/11/2015 16:30:00	76	69	72	75
13/11/2015 16:35:00	77	72	73	
13/11/2015 16:40:00	77	72	74	
13/11/2015 16:45:00	78	72	75	
13/11/2015 16:50:00	78	74	75	
13/11/2015 16:55:00	79	72	77	
13/11/2015 17:00:00	77	71	74	74
13/11/2015 17:05:00	78	70	74	
13/11/2015 17:10:00	75	73	73	
13/11/2015 17:15:00	79	74	76	
13/11/2015 17:20:00	78	74	75	
13/11/2015 17:25:00	74	70	70	
13/11/2015 17:30:00	75	72	73	74
13/11/2015 17:35:00	77	75	75	
13/11/2015 17:40:00	78	73	76	

Station: NM6-House No.1, Sha Lo Wan

Start time	dB(A)			
	$L_{10\ (5mins)}$	$L_{90\ (5mins)}$	$L_{eq(5mins)}$	$L_{eq(30mins)}$
13/11/2015 17:45:00	73	70	71	
13/11/2015 17:50:00	77	70	74	
13/11/2015 17:55:00	73	71	71	
13/11/2015 18:00:00	74	71	71	75
13/11/2015 18:05:00	75	73	73	
13/11/2015 18:10:00	80	75	76	
13/11/2015 18:15:00	79	76	76	
13/11/2015 18:20:00	76	75	75	
13/11/2015 18:25:00	78	74	76	
13/11/2015 18:30:00	74	71	72	73
13/11/2015 18:35:00	73	70	71	
13/11/2015 18:40:00	73	71	72	
13/11/2015 18:45:00	74	71	72	
13/11/2015 18:50:00	75	70	72	
13/11/2015 18:55:00	77	71	75	
14/11/2015 07:00:00	67	57	62	69
14/11/2015 07:05:00	65	60	64	
14/11/2015 07:10:00	75	66	71	
14/11/2015 07:15:00	69	63	65	
14/11/2015 07:20:00	74	70	71	
14/11/2015 07:25:00	73	67	70	
14/11/2015 07:30:00	68	62	63	68
14/11/2015 07:35:00	65	61	62	
14/11/2015 07:40:00	71	64	67	
14/11/2015 07:45:00	68	64	67	
14/11/2015 07:50:00	71	69	69	
14/11/2015 07:55:00	75	69	72	
14/11/2015 08:00:00	75	68	73	73
14/11/2015 08:05:00	73	68	70	
14/11/2015 08:10:00	75	69	71	
14/11/2015 08:15:00	75	72	74	
14/11/2015 08:20:00	78	72	77	
14/11/2015 08:25:00	75	70	71	
14/11/2015 08:30:00	74	71	72	71
14/11/2015 08:35:00	74	70	72	
14/11/2015 08:40:00	74	69	72	
14/11/2015 08:45:00	72	66	67	
14/11/2015 08:50:00	66	65	66	
14/11/2015 08:55:00	74	70	73	
14/11/2015 09:00:00	73	70	71	73
14/11/2015 09:05:00	75	74	74	
14/11/2015 09:10:00	73	72	72	
14/11/2015 09:15:00	74	73	73	
14/11/2015 09:20:00	77	72	73	
14/11/2015 09:25:00	76	73	73	
14/11/2015 09:30:00	73	69	71	74
14/11/2015 09:35:00	75	72	73	
14/11/2015 09:40:00	76	74	74	
14/11/2015 09:45:00	75	73	75	
14/11/2015 09:50:00	76	71	73	
14/11/2015 09:55:00	75	73	74	

Station: NM6-House No.1, Sha Lo Wan

Start time	dB(A)			
	$L_{10\ (5mins)}$	$L_{90\ (5mins)}$	$L_{eq(5mins)}$	$L_{eq(30mins)}$
14/11/2015 10:00:00	75	75	75	76
14/11/2015 10:05:00	77	73	75	
14/11/2015 10:10:00	79	75	77	
14/11/2015 10:15:00	77	74	76	
14/11/2015 10:20:00	78	74	76	
14/11/2015 10:25:00	78	72	75	
14/11/2015 10:30:00	73	68	70	73
14/11/2015 10:35:00	75	72	73	
14/11/2015 10:40:00	77	71	73	
14/11/2015 10:45:00	77	70	75	
14/11/2015 10:50:00	74	71	73	
14/11/2015 10:55:00	77	75	75	
14/11/2015 11:00:00	74	71	72	71
14/11/2015 11:05:00	73	70	72	
14/11/2015 11:10:00	71	65	68	
14/11/2015 11:15:00	72	69	69	
14/11/2015 11:20:00	73	71	72	
14/11/2015 11:25:00	73	70	71	
14/11/2015 11:30:00	72	71	71	73
14/11/2015 11:35:00	74	72	73	
14/11/2015 11:40:00	76	72	75	
14/11/2015 11:45:00	71	69	69	
14/11/2015 11:50:00	73	68	70	
14/11/2015 11:55:00	80	70	75	
14/11/2015 12:00:00	74	67	71	74
14/11/2015 12:05:00	76	73	74	
14/11/2015 12:10:00	78	72	74	
14/11/2015 12:15:00	78	71	76	
14/11/2015 12:20:00	76	69	73	
14/11/2015 12:25:00	78	69	74	
14/11/2015 12:30:00	80	73	78	74
14/11/2015 12:35:00	75	70	71	
14/11/2015 12:40:00	72	68	70	
14/11/2015 12:45:00	75	71	72	
14/11/2015 12:50:00	77	69	75	
14/11/2015 12:55:00	72	67	70	
14/11/2015 13:00:00	75	70	73	74
14/11/2015 13:05:00	75	69	72	
14/11/2015 13:10:00	76	72	74	
14/11/2015 13:15:00	77	71	74	
14/11/2015 13:20:00	79	73	75	
14/11/2015 13:25:00	77	70	74	
14/11/2015 13:30:00	71	68	69	72
14/11/2015 13:35:00	71	68	70	
14/11/2015 13:40:00	75	70	73	
14/11/2015 13:45:00	74	69	71	
14/11/2015 13:50:00	77	69	73	
14/11/2015 13:55:00	76	73	73	
14/11/2015 14:00:00	70	66	68	72
14/11/2015 14:05:00	76	71	74	
14/11/2015 14:10:00	75	68	72	

Station: NM6-House No.1, Sha Lo Wan

Start time	dB(A)			
	$L_{10\ (5mins)}$	$L_{90\ (5mins)}$	$L_{eq(5mins)}$	$L_{eq(30mins)}$
14/11/2015 14:15:00	73	71	73	
14/11/2015 14:20:00	74	71	71	
14/11/2015 14:25:00	73	68	69	
14/11/2015 14:30:00	69	65	66	71
14/11/2015 14:35:00	71	67	67	
14/11/2015 14:40:00	73	70	71	
14/11/2015 14:45:00	77	72	73	
14/11/2015 14:50:00	74	68	69	
14/11/2015 14:55:00	79	71	74	
14/11/2015 15:00:00	74	72	72	71
14/11/2015 15:05:00	72	70	70	
14/11/2015 15:10:00	72	67	70	
14/11/2015 15:15:00	76	69	72	
14/11/2015 15:20:00	69	63	64	
14/11/2015 15:25:00	77	71	74	
14/11/2015 15:30:00	75	67	72	73
14/11/2015 15:35:00	77	71	75	
14/11/2015 15:40:00	76	70	75	
14/11/2015 15:45:00	74	71	72	
14/11/2015 15:50:00	74	71	73	
14/11/2015 15:55:00	75	70	72	
14/11/2015 16:00:00	74	71	72	71
14/11/2015 16:05:00	75	68	71	
14/11/2015 16:10:00	68	65	65	
14/11/2015 16:15:00	72	68	70	
14/11/2015 16:20:00	76	69	74	
14/11/2015 16:25:00	71	67	69	
14/11/2015 16:30:00	76	71	74	73
14/11/2015 16:35:00	72	68	68	
14/11/2015 16:40:00	75	72	74	
14/11/2015 16:45:00	77	70	75	
14/11/2015 16:50:00	76	70	72	
14/11/2015 16:55:00	72	64	68	
14/11/2015 17:00:00	73	66	69	72
14/11/2015 17:05:00	73	66	70	
14/11/2015 17:10:00	73	66	70	
14/11/2015 17:15:00	75	71	73	
14/11/2015 17:20:00	76	71	75	
14/11/2015 17:25:00	74	73	74	
14/11/2015 17:30:00	70	65	67	69
14/11/2015 17:35:00	72	68	70	
14/11/2015 17:40:00	72	65	68	
14/11/2015 17:45:00	69	65	66	
14/11/2015 17:50:00	73	70	70	
14/11/2015 17:55:00	74	70	70	
14/11/2015 18:00:00	72	68	69	70
14/11/2015 18:05:00	76	70	74	
14/11/2015 18:10:00	72	70	70	
14/11/2015 18:15:00	67	62	63	
14/11/2015 18:20:00	72	69	70	
14/11/2015 18:25:00	71	65	69	

Station: NM6-House No.1, Sha Lo Wan

Start time	dB(A)			
	$L_{10\ (5mins)}$	$L_{90\ (5mins)}$	$L_{eq(5mins)}$	$L_{eq(30mins)}$
14/11/2015 18:30:00	72	68	71	71
14/11/2015 18:35:00	69	69	69	
14/11/2015 18:40:00	67	63	65	
14/11/2015 18:45:00	76	69	71	
14/11/2015 18:50:00	75	69	72	
14/11/2015 18:55:00	79	69	73	
16/11/2015 07:00:00	55	50	52	56
16/11/2015 07:05:00	53	47	48	
16/11/2015 07:10:00	51	50	50	
16/11/2015 07:15:00	54	52	53	
16/11/2015 07:20:00	61	59	60	
16/11/2015 07:25:00	61	58	59	
16/11/2015 07:30:00	66	63	64	62
16/11/2015 07:35:00	61	58	58	
16/11/2015 07:40:00	72	66	67	
16/11/2015 07:45:00	66	61	62	
16/11/2015 07:50:00	62	58	58	
16/11/2015 07:55:00	58	57	57	
16/11/2015 08:00:00	62	59	60	63
16/11/2015 08:05:00	64	61	62	
16/11/2015 08:10:00	67	61	64	
16/11/2015 08:15:00	68	61	62	
16/11/2015 08:20:00	66	65	66	
16/11/2015 08:25:00	67	63	64	
16/11/2015 08:30:00	70	67	68	65
16/11/2015 08:35:00	68	66	66	
16/11/2015 08:40:00	64	62	62	
16/11/2015 08:45:00	67	62	62	
16/11/2015 08:50:00	66	62	63	
16/11/2015 08:55:00	69	65	65	
16/11/2015 09:00:00	64	62	62	69
16/11/2015 09:05:00	68	64	66	
16/11/2015 09:10:00	73	67	70	
16/11/2015 09:15:00	76	67	71	
16/11/2015 09:20:00	72	65	66	
16/11/2015 09:25:00	72	69	71	
16/11/2015 09:30:00	75	68	69	66
16/11/2015 09:35:00	69	65	67	
16/11/2015 09:40:00	70	67	67	
16/11/2015 09:45:00	64	62	62	
16/11/2015 09:50:00	66	65	65	
16/11/2015 09:55:00	65	62	64	
16/11/2015 10:00:00	69	65	66	66
16/11/2015 10:05:00	68	63	65	
16/11/2015 10:10:00	69	64	64	
16/11/2015 10:15:00	67	64	66	
16/11/2015 10:20:00	68	66	67	
16/11/2015 10:25:00	69	66	67	
16/11/2015 10:30:00	72	68	68	65
16/11/2015 10:35:00	65	61	62	
16/11/2015 10:40:00	68	63	64	

Station: NM6-House No.1, Sha Lo Wan

Start time	dB(A)			
	$L_{10\ (5mins)}$	$L_{90\ (5mins)}$	$L_{eq(5mins)}$	$L_{eq(30mins)}$
16/11/2015 10:45:00	69	64	66	
16/11/2015 10:50:00	67	65	65	
16/11/2015 10:55:00	67	65	65	
16/11/2015 11:00:00	66	64	65	66
16/11/2015 11:05:00	72	67	67	
16/11/2015 11:10:00	68	66	66	
16/11/2015 11:15:00	71	65	67	
16/11/2015 11:20:00	67	62	63	
16/11/2015 11:25:00	66	63	63	
16/11/2015 11:30:00	66	62	64	67
16/11/2015 11:35:00	78	68	73	
16/11/2015 11:40:00	65	61	62	
16/11/2015 11:45:00	63	61	62	
16/11/2015 11:50:00	61	60	61	
16/11/2015 11:55:00	62	60	61	
16/11/2015 12:00:00	60	58	59	63
16/11/2015 12:05:00	65	63	64	
16/11/2015 12:10:00	63	61	61	
16/11/2015 12:15:00	65	61	62	
16/11/2015 12:20:00	64	62	62	
16/11/2015 12:25:00	70	64	67	
16/11/2015 12:30:00	62	58	59	61
16/11/2015 12:35:00	63	58	60	
16/11/2015 12:40:00	65	60	62	
16/11/2015 12:45:00	62	60	61	
16/11/2015 12:50:00	64	60	60	
16/11/2015 12:55:00	65	60	63	
16/11/2015 13:00:00	66	63	63	61
16/11/2015 13:05:00	60	59	60	
16/11/2015 13:10:00	64	60	61	
16/11/2015 13:15:00	59	57	58	
16/11/2015 13:20:00	64	61	61	
16/11/2015 13:25:00	63	60	61	
16/11/2015 13:30:00	64	62	62	66
16/11/2015 13:35:00	60	58	59	
16/11/2015 13:40:00	62	59	59	
16/11/2015 13:45:00	62	61	62	
16/11/2015 13:50:00	74	67	71	
16/11/2015 13:55:00	70	65	68	
16/11/2015 14:00:00	69	64	64	67
16/11/2015 14:05:00	75	69	72	
16/11/2015 14:10:00	65	62	62	
16/11/2015 14:15:00	72	66	67	
16/11/2015 14:20:00	65	64	65	
16/11/2015 14:25:00	63	60	62	
16/11/2015 14:30:00	62	60	60	70
16/11/2015 14:35:00	77	72	73	
16/11/2015 14:40:00	67	64	65	
16/11/2015 14:45:00	65	62	62	
16/11/2015 14:50:00	69	64	65	
16/11/2015 14:55:00	76	71	74	

Station: NM6-House No.1, Sha Lo Wan

Start time	dB(A)			
	$L_{10\ (5mins)}$	$L_{90\ (5mins)}$	$L_{eq(5mins)}$	$L_{eq(30mins)}$
16/11/2015 15:00:00	68	64	64	67
16/11/2015 15:05:00	67	61	62	
16/11/2015 15:10:00	71	66	69	
16/11/2015 15:15:00	72	65	68	
16/11/2015 15:20:00	70	65	68	
16/11/2015 15:25:00	66	63	65	
16/11/2015 15:30:00	67	62	64	64
16/11/2015 15:35:00	67	64	64	
16/11/2015 15:40:00	70	65	67	
16/11/2015 15:45:00	66	61	63	
16/11/2015 15:50:00	65	62	64	
16/11/2015 15:55:00	63	61	61	
16/11/2015 16:00:00	65	62	63	66
16/11/2015 16:05:00	67	67	67	
16/11/2015 16:10:00	71	65	68	
16/11/2015 16:15:00	72	66	67	
16/11/2015 16:20:00	64	61	62	
16/11/2015 16:25:00	68	63	64	
16/11/2015 16:30:00	67	65	66	66
16/11/2015 16:35:00	67	63	64	
16/11/2015 16:40:00	74	67	70	
16/11/2015 16:45:00	65	60	62	
16/11/2015 16:50:00	67	63	64	
16/11/2015 16:55:00	66	63	63	
16/11/2015 17:00:00	67	64	64	64
16/11/2015 17:05:00	69	63	65	
16/11/2015 17:10:00	70	62	65	
16/11/2015 17:15:00	65	60	62	
16/11/2015 17:20:00	67	62	64	
16/11/2015 17:25:00	64	61	62	
16/11/2015 17:30:00	62	61	61	63
16/11/2015 17:35:00	65	61	62	
16/11/2015 17:40:00	64	61	62	
16/11/2015 17:45:00	66	62	63	
16/11/2015 17:50:00	67	63	66	
16/11/2015 17:55:00	68	62	64	
16/11/2015 18:00:00	63	58	59	66
16/11/2015 18:05:00	73	66	71	
16/11/2015 18:10:00	65	59	63	
16/11/2015 18:15:00	62	59	60	
16/11/2015 18:20:00	69	64	65	
16/11/2015 18:25:00	67	63	64	
16/11/2015 18:30:00	71	63	66	65
16/11/2015 18:35:00	69	61	63	
16/11/2015 18:40:00	65	61	63	
16/11/2015 18:45:00	65	61	62	
16/11/2015 18:50:00	71	64	67	
16/11/2015 18:55:00	69	64	65	
17/11/2015 07:00:00	67	58	61	63
17/11/2015 07:05:00	65	61	64	
17/11/2015 07:10:00	67	60	64	

Station: NM6-House No.1, Sha Lo Wan

Start time	dB(A)			
	$L_{10\ (5mins)}$	$L_{90\ (5mins)}$	$L_{eq(5mins)}$	$L_{eq(30mins)}$
17/11/2015 07:15:00	69	60	65	
17/11/2015 07:20:00	69	61	66	
17/11/2015 07:25:00	63	55	57	
17/11/2015 07:30:00	63	61	62	64
17/11/2015 07:35:00	73	65	68	
17/11/2015 07:40:00	64	62	62	
17/11/2015 07:45:00	65	61	63	
17/11/2015 07:50:00	64	60	62	
17/11/2015 07:55:00	61	59	60	
17/11/2015 08:00:00	59	58	58	64
17/11/2015 08:05:00	68	65	65	
17/11/2015 08:10:00	67	65	65	
17/11/2015 08:15:00	68	63	64	
17/11/2015 08:20:00	66	65	65	
17/11/2015 08:25:00	66	63	64	
17/11/2015 08:30:00	66	63	64	63
17/11/2015 08:35:00	67	63	64	
17/11/2015 08:40:00	64	62	63	
17/11/2015 08:45:00	66	65	65	
17/11/2015 08:50:00	65	61	62	
17/11/2015 08:55:00	64	62	63	
17/11/2015 09:00:00	63	62	63	63
17/11/2015 09:05:00	66	62	64	
17/11/2015 09:10:00	68	65	65	
17/11/2015 09:15:00	64	62	63	
17/11/2015 09:20:00	64	62	62	
17/11/2015 09:25:00	63	59	61	
17/11/2015 09:30:00	68	64	64	63
17/11/2015 09:35:00	66	62	63	
17/11/2015 09:40:00	64	61	62	
17/11/2015 09:45:00	66	63	63	
17/11/2015 09:50:00	64	63	63	
17/11/2015 09:55:00	62	61	61	
17/11/2015 10:00:00	70	65	68	67
17/11/2015 10:05:00	71	67	67	
17/11/2015 10:10:00	70	68	68	
17/11/2015 10:15:00	72	68	68	
17/11/2015 10:20:00	65	64	65	
17/11/2015 10:25:00	69	64	65	
17/11/2015 10:30:00	71	66	69	70
17/11/2015 10:35:00	70	67	69	
17/11/2015 10:40:00	72	68	69	
17/11/2015 10:45:00	69	66	67	
17/11/2015 10:50:00	74	69	69	
17/11/2015 10:55:00	76	72	73	
17/11/2015 11:00:00	76	71	73	71
17/11/2015 11:05:00	75	70	73	
17/11/2015 11:10:00	62	58	60	
17/11/2015 11:15:00	77	66	72	
17/11/2015 11:20:00	70	66	67	
17/11/2015 11:25:00	73	68	70	

Station: NM6-House No.1, Sha Lo Wan

Start time	dB(A)			
	$L_{10\ (5mins)}$	$L_{90\ (5mins)}$	$L_{eq(5mins)}$	$L_{eq(30mins)}$
17/11/2015 11:30:00	72	68	69	71
17/11/2015 11:35:00	76	67	73	
17/11/2015 11:40:00	72	67	69	
17/11/2015 11:45:00	76	68	72	
17/11/2015 11:50:00	72	65	69	
17/11/2015 11:55:00	72	65	68	
17/11/2015 12:00:00	72	65	70	72
17/11/2015 12:05:00	74	69	72	
17/11/2015 12:10:00	74	67	70	
17/11/2015 12:15:00	76	69	74	
17/11/2015 12:20:00	74	67	72	
17/11/2015 12:25:00	75	68	71	
17/11/2015 12:30:00	76	70	73	73
17/11/2015 12:35:00	74	68	69	
17/11/2015 12:40:00	77	69	73	
17/11/2015 12:45:00	76	67	74	
17/11/2015 12:50:00	74	68	71	
17/11/2015 12:55:00	77	69	73	
17/11/2015 13:00:00	76	67	72	72
17/11/2015 13:05:00	78	67	73	
17/11/2015 13:10:00	77	70	75	
17/11/2015 13:15:00	74	67	70	
17/11/2015 13:20:00	75	67	72	
17/11/2015 13:25:00	74	67	68	
17/11/2015 13:30:00	77	68	75	73
17/11/2015 13:35:00	73	69	71	
17/11/2015 13:40:00	75	68	73	
17/11/2015 13:45:00	75	67	72	
17/11/2015 13:50:00	76	69	72	
17/11/2015 13:55:00	77	66	72	
17/11/2015 14:00:00	73	66	68	70
17/11/2015 14:05:00	71	65	66	
17/11/2015 14:10:00	75	65	71	
17/11/2015 14:15:00	73	65	69	
17/11/2015 14:20:00	75	68	71	
17/11/2015 14:25:00	75	70	73	
17/11/2015 14:30:00	75	68	71	70
17/11/2015 14:35:00	65	60	60	
17/11/2015 14:40:00	76	69	74	
17/11/2015 14:45:00	75	69	71	
17/11/2015 14:50:00	73	66	69	
17/11/2015 14:55:00	72	67	69	
17/11/2015 15:00:00	71	65	68	73
17/11/2015 15:05:00	73	65	69	
17/11/2015 15:10:00	79	69	74	
17/11/2015 15:15:00	75	66	72	
17/11/2015 15:20:00	78	70	76	
17/11/2015 15:25:00	75	67	71	
17/11/2015 15:30:00	74	67	72	72
17/11/2015 15:35:00	73	67	70	
17/11/2015 15:40:00	73	68	70	

Station: NM6-House No.1, Sha Lo Wan

Start time	dB(A)			
	$L_{10\ (5mins)}$	$L_{90\ (5mins)}$	$L_{eq(5mins)}$	$L_{eq(30mins)}$
17/11/2015 15:45:00	74	67	70	
17/11/2015 15:50:00	69	67	67	
17/11/2015 15:55:00	76	68	75	
17/11/2015 16:00:00	74	66	70	72
17/11/2015 16:05:00	73	67	70	
17/11/2015 16:10:00	76	69	73	
17/11/2015 16:15:00	76	68	73	
17/11/2015 16:20:00	75	68	72	
17/11/2015 16:25:00	75	69	72	
17/11/2015 16:30:00	71	64	68	72
17/11/2015 16:35:00	74	68	71	
17/11/2015 16:40:00	78	68	72	
17/11/2015 16:45:00	73	66	71	
17/11/2015 16:50:00	77	69	73	
17/11/2015 16:55:00	76	67	72	
17/11/2015 17:00:00	77	67	74	72
17/11/2015 17:05:00	74	67	72	
17/11/2015 17:10:00	72	65	69	
17/11/2015 17:15:00	74	66	72	
17/11/2015 17:20:00	75	67	72	
17/11/2015 17:25:00	72	66	71	
17/11/2015 17:30:00	76	67	73	76
17/11/2015 17:35:00	58	56	57	
17/11/2015 17:40:00	64	63	63	
17/11/2015 17:45:00	80	73	79	
17/11/2015 17:50:00	82	74	81	
17/11/2015 17:55:00	77	75	76	
17/11/2015 18:00:00	77	70	73	69
17/11/2015 18:05:00	72	67	70	
17/11/2015 18:10:00	73	67	70	
17/11/2015 18:15:00	71	64	68	
17/11/2015 18:20:00	62	60	61	
17/11/2015 18:25:00	68	64	64	
17/11/2015 18:30:00	65	61	63	66
17/11/2015 18:35:00	70	65	67	
17/11/2015 18:40:00	72	66	70	
17/11/2015 18:45:00	64	61	62	
17/11/2015 18:50:00	66	64	64	
17/11/2015 18:55:00	66	59	63	
18/11/2015 07:00:00	65	57	62	61
18/11/2015 07:05:00	67	57	62	
18/11/2015 07:10:00	63	56	59	
18/11/2015 07:15:00	61	56	57	
18/11/2015 07:20:00	62	55	58	
18/11/2015 07:25:00	65	60	62	
18/11/2015 07:30:00	70	62	63	65
18/11/2015 07:35:00	65	61	62	
18/11/2015 07:40:00	71	65	68	
18/11/2015 07:45:00	66	60	64	
18/11/2015 07:50:00	63	60	61	
18/11/2015 07:55:00	68	63	66	

Station: NM6-House No.1, Sha Lo Wan

Start time	dB(A)			
	$L_{10\ (5mins)}$	$L_{90\ (5mins)}$	$L_{eq(5mins)}$	$L_{eq(30mins)}$
18/11/2015 08:00:00	70	62	67	65
18/11/2015 08:05:00	65	62	62	
18/11/2015 08:10:00	66	60	62	
18/11/2015 08:15:00	69	61	65	
18/11/2015 08:20:00	71	66	66	
18/11/2015 08:25:00	65	61	63	
18/11/2015 08:30:00	61	58	60	69
18/11/2015 08:35:00	73	66	71	
18/11/2015 08:40:00	75	67	72	
18/11/2015 08:45:00	71	65	68	
18/11/2015 08:50:00	75	68	71	
18/11/2015 08:55:00	69	64	65	
18/11/2015 09:00:00	72	66	70	71
18/11/2015 09:05:00	73	68	70	
18/11/2015 09:10:00	74	66	70	
18/11/2015 09:15:00	77	72	75	
18/11/2015 09:20:00	70	66	69	
18/11/2015 09:25:00	71	67	68	
18/11/2015 09:30:00	73	68	71	72
18/11/2015 09:35:00	72	69	70	
18/11/2015 09:40:00	75	69	74	
18/11/2015 09:45:00	73	69	71	
18/11/2015 09:50:00	75	68	72	
18/11/2015 09:55:00	74	67	72	
18/11/2015 10:00:00	72	68	70	73
18/11/2015 10:05:00	76	71	75	
18/11/2015 10:10:00	75	69	71	
18/11/2015 10:15:00	76	70	72	
18/11/2015 10:20:00	77	71	74	
18/11/2015 10:25:00	76	70	74	
18/11/2015 10:30:00	75	70	72	73
18/11/2015 10:35:00	75	72	75	
18/11/2015 10:40:00	75	67	72	
18/11/2015 10:45:00	74	69	72	
18/11/2015 10:50:00	75	68	73	
18/11/2015 10:55:00	78	70	74	
18/11/2015 11:00:00	76	71	74	73
18/11/2015 11:05:00	76	68	74	
18/11/2015 11:10:00	74	68	71	
18/11/2015 11:15:00	75	70	73	
18/11/2015 11:20:00	75	70	72	
18/11/2015 11:25:00	74	71	72	
18/11/2015 11:30:00	75	69	71	73
18/11/2015 11:35:00	75	69	71	
18/11/2015 11:40:00	73	69	71	
18/11/2015 11:45:00	78	69	75	
18/11/2015 11:50:00	75	70	74	
18/11/2015 11:55:00	77	68	74	
18/11/2015 12:00:00	71	66	69	73
18/11/2015 12:05:00	72	67	71	
18/11/2015 12:10:00	74	67	71	

Station: NM6-House No.1, Sha Lo Wan

Start time	dB(A)			
	$L_{10\ (5mins)}$	$L_{90\ (5mins)}$	$L_{eq(5mins)}$	$L_{eq(30mins)}$
18/11/2015 12:15:00	76	71	75	
18/11/2015 12:20:00	75	68	74	
18/11/2015 12:25:00	77	68	74	
18/11/2015 12:30:00	76	67	73	73
18/11/2015 12:35:00	74	69	73	
18/11/2015 12:40:00	76	66	71	
18/11/2015 12:45:00	76	69	71	
18/11/2015 12:50:00	76	70	75	
18/11/2015 12:55:00	74	66	71	
18/11/2015 13:00:00	74	69	72	71
18/11/2015 13:05:00	73	68	70	
18/11/2015 13:10:00	73	68	69	
18/11/2015 13:15:00	75	69	70	
18/11/2015 13:20:00	73	66	69	
18/11/2015 13:25:00	74	69	72	
18/11/2015 13:30:00	72	69	70	72
18/11/2015 13:35:00	75	70	73	
18/11/2015 13:40:00	75	69	73	
18/11/2015 13:45:00	73	68	70	
18/11/2015 13:50:00	77	70	75	
18/11/2015 13:55:00	74	70	72	
18/11/2015 14:00:00	77	71	76	73
18/11/2015 14:05:00	73	70	72	
18/11/2015 14:10:00	75	70	72	
18/11/2015 14:15:00	75	70	73	
18/11/2015 14:20:00	74	70	71	
18/11/2015 14:25:00	74	67	71	
18/11/2015 14:30:00	70	67	67	73
18/11/2015 14:35:00	76	73	75	
18/11/2015 14:40:00	75	68	71	
18/11/2015 14:45:00	76	70	75	
18/11/2015 14:50:00	76	69	73	
18/11/2015 14:55:00	71	65	67	
18/11/2015 15:00:00	73	67	69	71
18/11/2015 15:05:00	71	66	68	
18/11/2015 15:10:00	75	67	71	
18/11/2015 15:15:00	75	68	73	
18/11/2015 15:20:00	74	66	71	
18/11/2015 15:25:00	72	67	70	
18/11/2015 15:30:00	75	69	74	72
18/11/2015 15:35:00	75	70	74	
18/11/2015 15:40:00	75	69	72	
18/11/2015 15:45:00	72	69	69	
18/11/2015 15:50:00	75	70	73	
18/11/2015 15:55:00	71	66	68	
18/11/2015 16:00:00	75	69	73	73
18/11/2015 16:05:00	77	73	75	
18/11/2015 16:10:00	74	69	72	
18/11/2015 16:15:00	74	68	72	
18/11/2015 16:20:00	76	69	74	
18/11/2015 16:25:00	74	71	72	

Station: NM6-House No.1, Sha Lo Wan

Start time	dB(A)			
	$L_{10\ (5mins)}$	$L_{90\ (5mins)}$	$L_{eq(5mins)}$	$L_{eq(30mins)}$
18/11/2015 16:30:00	74	69	72	71
18/11/2015 16:35:00	72	67	69	
18/11/2015 16:40:00	73	67	70	
18/11/2015 16:45:00	75	71	73	
18/11/2015 16:50:00	72	68	69	
18/11/2015 16:55:00	72	68	71	
18/11/2015 17:00:00	74	67	71	72
18/11/2015 17:05:00	77	70	73	
18/11/2015 17:10:00	76	69	74	
18/11/2015 17:15:00	75	69	73	
18/11/2015 17:20:00	75	70	73	
18/11/2015 17:25:00	71	66	68	
18/11/2015 17:30:00	70	68	68	72
18/11/2015 17:35:00	78	72	74	
18/11/2015 17:40:00	70	67	69	
18/11/2015 17:45:00	74	71	72	
18/11/2015 17:50:00	71	69	70	
18/11/2015 17:55:00	76	72	75	
18/11/2015 18:00:00	76	72	74	74
18/11/2015 18:05:00	73	71	72	
18/11/2015 18:10:00	75	69	72	
18/11/2015 18:15:00	79	71	76	
18/11/2015 18:20:00	79	75	77	
18/11/2015 18:25:00	75	73	73	
18/11/2015 18:30:00	75	74	74	77
18/11/2015 18:35:00	76	75	75	
18/11/2015 18:40:00	79	77	77	
18/11/2015 18:45:00	79	74	78	
18/11/2015 18:50:00	80	77	79	
18/11/2015 18:55:00	77	75	76	
19/11/2015 07:00:00	65	62	62	64
19/11/2015 07:05:00	69	66	66	
19/11/2015 07:10:00	73	65	68	
19/11/2015 07:15:00	68	61	62	
19/11/2015 07:20:00	63	58	58	
19/11/2015 07:25:00	66	63	63	
19/11/2015 07:30:00	64	63	63	65
19/11/2015 07:35:00	68	63	63	
19/11/2015 07:40:00	63	62	62	
19/11/2015 07:45:00	66	62	64	
19/11/2015 07:50:00	71	64	67	
19/11/2015 07:55:00	69	66	66	
19/11/2015 08:00:00	65	61	62	67
19/11/2015 08:05:00	67	61	63	
19/11/2015 08:10:00	72	67	68	
19/11/2015 08:15:00	70	67	67	
19/11/2015 08:20:00	74	69	71	
19/11/2015 08:25:00	70	65	67	
19/11/2015 08:30:00	66	63	64	63
19/11/2015 08:35:00	67	64	64	
19/11/2015 08:40:00	66	62	63	

Station: NM6-House No.1, Sha Lo Wan

Start time	dB(A)			
	$L_{10\ (5mins)}$	$L_{90\ (5mins)}$	$L_{eq(5mins)}$	$L_{eq(30mins)}$
19/11/2015 08:45:00	65	60	61	
19/11/2015 08:50:00	66	62	62	
19/11/2015 08:55:00	64	60	61	
19/11/2015 09:00:00	67	63	63	65
19/11/2015 09:05:00	66	63	65	
19/11/2015 09:10:00	66	63	63	
19/11/2015 09:15:00	69	65	65	
19/11/2015 09:20:00	72	68	68	
19/11/2015 09:25:00	69	65	65	
19/11/2015 09:30:00	69	67	67	67
19/11/2015 09:35:00	69	65	65	
19/11/2015 09:40:00	70	68	68	
19/11/2015 09:45:00	71	69	69	
19/11/2015 09:50:00	69	66	66	
19/11/2015 09:55:00	70	66	68	
19/11/2015 10:00:00	64	60	61	68
19/11/2015 10:05:00	70	67	67	
19/11/2015 10:10:00	74	68	69	
19/11/2015 10:15:00	74	72	72	
19/11/2015 10:20:00	71	68	69	
19/11/2015 10:25:00	64	61	62	
19/11/2015 10:30:00	63	62	63	68
19/11/2015 10:35:00	66	63	63	
19/11/2015 10:40:00	68	63	64	
19/11/2015 10:45:00	74	67	70	
19/11/2015 10:50:00	69	67	67	
19/11/2015 10:55:00	73	68	71	
19/11/2015 11:00:00	62	59	60	66
19/11/2015 11:05:00	67	65	65	
19/11/2015 11:10:00	69	64	66	
19/11/2015 11:15:00	70	66	68	
19/11/2015 11:20:00	73	69	69	
19/11/2015 11:25:00	62	60	61	
19/11/2015 11:30:00	72	69	70	67
19/11/2015 11:35:00	68	65	65	
19/11/2015 11:40:00	65	62	62	
19/11/2015 11:45:00	70	64	66	
19/11/2015 11:50:00	67	63	64	
19/11/2015 11:55:00	72	68	70	
19/11/2015 12:00:00	68	63	64	66
19/11/2015 12:05:00	67	64	64	
19/11/2015 12:10:00	72	67	68	
19/11/2015 12:15:00	71	66	68	
19/11/2015 12:20:00	68	63	66	
19/11/2015 12:25:00	67	62	63	
19/11/2015 12:30:00	63	59	61	67
19/11/2015 12:35:00	72	65	67	
19/11/2015 12:40:00	70	64	67	
19/11/2015 12:45:00	70	65	68	
19/11/2015 12:50:00	74	68	68	
19/11/2015 12:55:00	73	67	69	

Station: NM6-House No.1, Sha Lo Wan

Start time	dB(A)			
	$L_{10\ (5mins)}$	$L_{90\ (5mins)}$	$L_{eq(5mins)}$	$L_{eq(30mins)}$
19/11/2015 13:00:00	73	69	71	70
19/11/2015 13:05:00	73	66	69	
19/11/2015 13:10:00	72	69	71	
19/11/2015 13:15:00	72	68	69	
19/11/2015 13:20:00	73	66	67	
19/11/2015 13:25:00	75	66	69	
19/11/2015 13:30:00	68	64	64	64
19/11/2015 13:35:00	67	63	64	
19/11/2015 13:40:00	69	65	66	
19/11/2015 13:45:00	65	63	63	
19/11/2015 13:50:00	66	63	64	
19/11/2015 13:55:00	67	64	65	
19/11/2015 14:00:00	69	65	66	67
19/11/2015 14:05:00	66	63	64	
19/11/2015 14:10:00	69	66	67	
19/11/2015 14:15:00	65	63	65	
19/11/2015 14:20:00	73	71	71	
19/11/2015 14:25:00	68	67	67	
19/11/2015 14:30:00	71	69	70	68
19/11/2015 14:35:00	69	67	68	
19/11/2015 14:40:00	73	70	70	
19/11/2015 14:45:00	68	67	68	
19/11/2015 14:50:00	72	69	69	
19/11/2015 14:55:00	66	64	65	
19/11/2015 15:00:00	74	69	72	67
19/11/2015 15:05:00	65	60	61	
19/11/2015 15:10:00	66	63	64	
19/11/2015 15:15:00	66	63	64	
19/11/2015 15:20:00	66	64	64	
19/11/2015 15:25:00	67	64	65	
19/11/2015 15:30:00	74	66	70	69
19/11/2015 15:35:00	73	70	72	
19/11/2015 15:40:00	69	67	68	
19/11/2015 15:45:00	71	70	70	
19/11/2015 15:50:00	68	63	64	
19/11/2015 15:55:00	66	63	63	
19/11/2015 16:00:00	64	63	63	65
19/11/2015 16:05:00	68	64	65	
19/11/2015 16:10:00	73	69	70	
19/11/2015 16:15:00	68	64	65	
19/11/2015 16:20:00	67	62	62	
19/11/2015 16:25:00	64	61	62	
19/11/2015 16:30:00	75	73	73	67
19/11/2015 16:35:00	65	62	64	
19/11/2015 16:40:00	70	63	65	
19/11/2015 16:45:00	68	64	64	
19/11/2015 16:50:00	67	63	65	
19/11/2015 16:55:00	68	63	64	
19/11/2015 17:00:00	67	63	64	69
19/11/2015 17:05:00	69	63	66	
19/11/2015 17:10:00	74	66	71	

Station: NM6-House No.1, Sha Lo Wan

Start time	dB(A)			
	$L_{10\ (5mins)}$	$L_{90\ (5mins)}$	$L_{eq(5mins)}$	$L_{eq(30mins)}$
19/11/2015 17:15:00	74	64	70	
19/11/2015 17:20:00	68	59	63	
19/11/2015 17:25:00	73	67	72	
19/11/2015 17:30:00	79	68	75	75
19/11/2015 17:35:00	69	66	66	
19/11/2015 17:40:00	67	64	65	
19/11/2015 17:45:00	89	71	81	
19/11/2015 17:50:00	68	64	65	
19/11/2015 17:55:00	74	67	69	
19/11/2015 18:00:00	71	65	67	68
19/11/2015 18:05:00	71	66	68	
19/11/2015 18:10:00	70	64	69	
19/11/2015 18:15:00	73	63	69	
19/11/2015 18:20:00	67	65	66	
19/11/2015 18:25:00	66	62	64	
19/11/2015 18:30:00	70	63	67	65
19/11/2015 18:35:00	67	65	66	
19/11/2015 18:40:00	70	63	66	
19/11/2015 18:45:00	68	64	65	
19/11/2015 18:50:00	68	60	63	
19/11/2015 18:55:00	64	57	59	
20/11/2015 07:00:00	51	49	50	51
20/11/2015 07:05:00	52	47	49	
20/11/2015 07:10:00	55	50	51	
20/11/2015 07:15:00	56	51	51	
20/11/2015 07:20:00	52	49	50	
20/11/2015 07:25:00	54	52	52	
20/11/2015 07:30:00	59	58	58	61
20/11/2015 07:35:00	62	59	60	
20/11/2015 07:40:00	67	64	64	
20/11/2015 07:45:00	66	62	62	
20/11/2015 07:50:00	60	59	60	
20/11/2015 07:55:00	61	60	60	
20/11/2015 08:00:00	65	63	63	64
20/11/2015 08:05:00	64	62	63	
20/11/2015 08:10:00	68	64	65	
20/11/2015 08:15:00	68	62	64	
20/11/2015 08:20:00	68	64	65	
20/11/2015 08:25:00	67	62	63	
20/11/2015 08:30:00	67	61	63	66
20/11/2015 08:35:00	66	61	63	
20/11/2015 08:40:00	73	69	71	
20/11/2015 08:45:00	68	65	65	
20/11/2015 08:50:00	67	64	64	
20/11/2015 08:55:00	65	62	63	
20/11/2015 09:00:00	68	63	64	69
20/11/2015 09:05:00	71	68	69	
20/11/2015 09:10:00	71	66	67	
20/11/2015 09:15:00	68	64	65	
20/11/2015 09:20:00	72	67	68	
20/11/2015 09:25:00	76	71	74	

Station: NM6-House No.1, Sha Lo Wan

Start time	dB(A)			
	$L_{10\ (5mins)}$	$L_{90\ (5mins)}$	$L_{eq(5mins)}$	$L_{eq(30mins)}$
20/11/2015 09:30:00	72	70	70	69
20/11/2015 09:35:00	72	68	69	
20/11/2015 09:40:00	74	70	70	
20/11/2015 09:45:00	71	67	68	
20/11/2015 09:50:00	72	69	70	
20/11/2015 09:55:00	71	69	69	
20/11/2015 10:00:00	70	67	68	69
20/11/2015 10:05:00	70	66	67	
20/11/2015 10:10:00	74	70	70	
20/11/2015 10:15:00	71	67	69	
20/11/2015 10:20:00	73	70	71	
20/11/2015 10:25:00	72	66	68	
20/11/2015 10:30:00	71	66	68	67
20/11/2015 10:35:00	72	66	68	
20/11/2015 10:40:00	72	66	68	
20/11/2015 10:45:00	74	68	69	
20/11/2015 10:50:00	68	65	65	
20/11/2015 10:55:00	65	63	64	
20/11/2015 11:00:00	70	66	69	67
20/11/2015 11:05:00	70	68	69	
20/11/2015 11:10:00	63	61	63	
20/11/2015 11:15:00	66	61	61	
20/11/2015 11:20:00	61	60	60	
20/11/2015 11:25:00	72	68	71	
20/11/2015 11:30:00	67	63	64	63
20/11/2015 11:35:00	71	66	66	
20/11/2015 11:40:00	62	61	61	
20/11/2015 11:45:00	68	63	64	
20/11/2015 11:50:00	63	60	61	
20/11/2015 11:55:00	65	62	62	
20/11/2015 12:00:00	61	60	60	64
20/11/2015 12:05:00	68	62	64	
20/11/2015 12:10:00	64	61	62	
20/11/2015 12:15:00	61	58	58	
20/11/2015 12:20:00	72	66	68	
20/11/2015 12:25:00	65	61	63	
20/11/2015 12:30:00	70	62	64	65
20/11/2015 12:35:00	71	65	70	
20/11/2015 12:40:00	66	61	63	
20/11/2015 12:45:00	64	59	60	
20/11/2015 12:50:00	64	62	63	
20/11/2015 12:55:00	62	61	61	
20/11/2015 13:00:00	65	63	63	67
20/11/2015 13:05:00	72	66	68	
20/11/2015 13:10:00	75	66	70	
20/11/2015 13:15:00	75	67	68	
20/11/2015 13:20:00	64	63	63	
20/11/2015 13:25:00	65	60	62	
20/11/2015 13:30:00	63	62	62	62
20/11/2015 13:35:00	63	60	60	
20/11/2015 13:40:00	64	62	63	

Station: NM6-House No.1, Sha Lo Wan

Start time	dB(A)			
	$L_{10\ (5mins)}$	$L_{90\ (5mins)}$	$L_{eq(5mins)}$	$L_{eq(30mins)}$
20/11/2015 13:45:00	64	63	63	
20/11/2015 13:50:00	65	61	62	
20/11/2015 13:55:00	65	63	63	
20/11/2015 14:00:00	64	61	63	63
20/11/2015 14:05:00	65	63	63	
20/11/2015 14:10:00	61	59	60	
20/11/2015 14:15:00	65	63	63	
20/11/2015 14:20:00	65	63	64	
20/11/2015 14:25:00	67	65	65	
20/11/2015 14:30:00	69	64	65	64
20/11/2015 14:35:00	66	62	62	
20/11/2015 14:40:00	66	61	62	
20/11/2015 14:45:00	72	64	66	
20/11/2015 14:50:00	66	62	63	
20/11/2015 14:55:00	68	62	63	
20/11/2015 15:00:00	67	64	64	66
20/11/2015 15:05:00	69	64	65	
20/11/2015 15:10:00	72	64	66	
20/11/2015 15:15:00	69	64	64	
20/11/2015 15:20:00	70	66	67	
20/11/2015 15:25:00	70	66	66	
20/11/2015 15:30:00	70	68	68	70
20/11/2015 15:35:00	70	67	67	
20/11/2015 15:40:00	76	74	75	
20/11/2015 15:45:00	71	67	67	
20/11/2015 15:50:00	72	68	68	
20/11/2015 15:55:00	67	66	66	
20/11/2015 16:00:00	68	66	66	66
20/11/2015 16:05:00	67	66	66	
20/11/2015 16:10:00	67	65	66	
20/11/2015 16:15:00	67	64	66	
20/11/2015 16:20:00	68	66	66	
20/11/2015 16:25:00	68	64	65	
20/11/2015 16:30:00	66	64	64	65
20/11/2015 16:35:00	72	69	69	
20/11/2015 16:40:00	65	62	64	
20/11/2015 16:45:00	66	64	64	
20/11/2015 16:50:00	65	61	62	
20/11/2015 16:55:00	63	60	60	
20/11/2015 17:00:00	65	60	62	66
20/11/2015 17:05:00	65	61	63	
20/11/2015 17:10:00	70	68	68	
20/11/2015 17:15:00	73	68	70	
20/11/2015 17:20:00	69	63	65	
20/11/2015 17:25:00	68	65	66	
20/11/2015 17:30:00	67	66	66	68
20/11/2015 17:35:00	68	67	67	
20/11/2015 17:40:00	70	67	68	
20/11/2015 17:45:00	66	66	66	
20/11/2015 17:50:00	71	68	69	
20/11/2015 17:55:00	72	69	71	

Station: NM6-House No.1, Sha Lo Wan

Start time	dB(A)			
	$L_{10\ (5mins)}$	$L_{90\ (5mins)}$	$L_{eq(5mins)}$	$L_{eq(30mins)}$
20/11/2015 18:00:00	67	64	65	67
20/11/2015 18:05:00	67	64	65	
20/11/2015 18:10:00	65	63	65	
20/11/2015 18:15:00	68	65	66	
20/11/2015 18:20:00	68	66	66	
20/11/2015 18:25:00	74	69	72	
20/11/2015 18:30:00	73	67	69	65
20/11/2015 18:35:00	68	64	65	
20/11/2015 18:40:00	67	62	62	
20/11/2015 18:45:00	69	64	66	
20/11/2015 18:50:00	64	60	61	
20/11/2015 18:55:00	66	61	64	
21/11/2015 07:00:00	57	53	53	54
21/11/2015 07:05:00	55	52	53	
21/11/2015 07:10:00	61	56	59	
21/11/2015 07:15:00	52	49	50	
21/11/2015 07:20:00	53	48	50	
21/11/2015 07:25:00	54	50	51	
21/11/2015 07:30:00	59	56	57	59
21/11/2015 07:35:00	61	56	56	
21/11/2015 07:40:00	63	59	61	
21/11/2015 07:45:00	60	57	58	
21/11/2015 07:50:00	65	58	59	
21/11/2015 07:55:00	63	62	62	
21/11/2015 08:00:00	70	66	67	69
21/11/2015 08:05:00	70	64	66	
21/11/2015 08:10:00	73	68	68	
21/11/2015 08:15:00	71	68	69	
21/11/2015 08:20:00	71	66	69	
21/11/2015 08:25:00	75	68	73	
21/11/2015 08:30:00	71	66	68	66
21/11/2015 08:35:00	69	64	66	
21/11/2015 08:40:00	68	65	67	
21/11/2015 08:45:00	67	62	62	
21/11/2015 08:50:00	66	63	63	
21/11/2015 08:55:00	71	64	68	
21/11/2015 09:00:00	70	66	66	67
21/11/2015 09:05:00	69	64	65	
21/11/2015 09:10:00	71	65	67	
21/11/2015 09:15:00	69	65	65	
21/11/2015 09:20:00	70	64	66	
21/11/2015 09:25:00	75	68	71	
21/11/2015 09:30:00	73	68	71	69
21/11/2015 09:35:00	70	64	65	
21/11/2015 09:40:00	73	65	68	
21/11/2015 09:45:00	71	67	70	
21/11/2015 09:50:00	72	68	68	
21/11/2015 09:55:00	73	69	71	
21/11/2015 10:00:00	72	68	69	67
21/11/2015 10:05:00	73	67	69	
21/11/2015 10:10:00	70	66	67	

Station: NM6-House No.1, Sha Lo Wan

Start time	dB(A)			
	$L_{10\ (5mins)}$	$L_{90\ (5mins)}$	$L_{eq(5mins)}$	$L_{eq(30mins)}$
21/11/2015 10:15:00	67	63	64	
21/11/2015 10:20:00	69	65	67	
21/11/2015 10:25:00	68	63	64	
21/11/2015 10:30:00	68	65	67	66
21/11/2015 10:35:00	68	63	65	
21/11/2015 10:40:00	69	63	65	
21/11/2015 10:45:00	63	61	62	
21/11/2015 10:50:00	71	67	68	
21/11/2015 10:55:00	69	66	67	
21/11/2015 11:00:00	69	65	65	65
21/11/2015 11:05:00	65	63	64	
21/11/2015 11:10:00	64	61	63	
21/11/2015 11:15:00	66	62	63	
21/11/2015 11:20:00	69	62	63	
21/11/2015 11:25:00	73	65	67	
21/11/2015 11:30:00	69	64	66	67
21/11/2015 11:35:00	73	66	66	
21/11/2015 11:40:00	70	65	65	
21/11/2015 11:45:00	70	68	69	
21/11/2015 11:50:00	69	67	67	
21/11/2015 11:55:00	73	69	70	
21/11/2015 12:00:00	73	66	70	66
21/11/2015 12:05:00	66	63	63	
21/11/2015 12:10:00	69	62	66	
21/11/2015 12:15:00	69	63	65	
21/11/2015 12:20:00	68	65	65	
21/11/2015 12:25:00	68	66	66	
21/11/2015 12:30:00	67	65	66	65
21/11/2015 12:35:00	67	65	65	
21/11/2015 12:40:00	69	64	66	
21/11/2015 12:45:00	70	65	67	
21/11/2015 12:50:00	69	64	65	
21/11/2015 12:55:00	66	62	62	
21/11/2015 13:00:00	65	63	64	65
21/11/2015 13:05:00	69	64	66	
21/11/2015 13:10:00	68	65	66	
21/11/2015 13:15:00	69	63	65	
21/11/2015 13:20:00	69	64	66	
21/11/2015 13:25:00	63	62	62	
21/11/2015 13:30:00	67	61	63	64
21/11/2015 13:35:00	65	61	61	
21/11/2015 13:40:00	67	64	64	
21/11/2015 13:45:00	69	63	66	
21/11/2015 13:50:00	69	64	65	
21/11/2015 13:55:00	68	65	65	
21/11/2015 14:00:00	71	67	67	67
21/11/2015 14:05:00	74	67	69	
21/11/2015 14:10:00	70	66	68	
21/11/2015 14:15:00	65	63	63	
21/11/2015 14:20:00	72	66	68	
21/11/2015 14:25:00	70	67	67	

Station: NM6-House No.1, Sha Lo Wan

Start time	dB(A)			
	$L_{10\ (5mins)}$	$L_{90\ (5mins)}$	$L_{eq(5mins)}$	$L_{eq(30mins)}$
21/11/2015 14:30:00	68	65	65	66
21/11/2015 14:35:00	70	64	66	
21/11/2015 14:40:00	70	64	67	
21/11/2015 14:45:00	70	65	66	
21/11/2015 14:50:00	70	65	65	
21/11/2015 14:55:00	69	65	65	
21/11/2015 15:00:00	73	69	71	71
21/11/2015 15:05:00	73	69	72	
21/11/2015 15:10:00	69	64	66	
21/11/2015 15:15:00	73	68	71	
21/11/2015 15:20:00	74	71	72	
21/11/2015 15:25:00	74	68	72	
21/11/2015 15:30:00	72	65	68	68
21/11/2015 15:35:00	73	65	69	
21/11/2015 15:40:00	64	61	61	
21/11/2015 15:45:00	66	62	63	
21/11/2015 15:50:00	73	70	71	
21/11/2015 15:55:00	73	68	69	
21/11/2015 16:00:00	70	67	69	68
21/11/2015 16:05:00	68	67	67	
21/11/2015 16:10:00	72	68	68	
21/11/2015 16:15:00	67	65	65	
21/11/2015 16:20:00	72	68	68	
21/11/2015 16:25:00	73	68	69	
21/11/2015 16:30:00	72	66	67	67
21/11/2015 16:35:00	66	62	63	
21/11/2015 16:40:00	69	66	66	
21/11/2015 16:45:00	70	68	68	
21/11/2015 16:50:00	67	63	64	
21/11/2015 16:55:00	74	66	69	
21/11/2015 17:00:00	65	61	62	65
21/11/2015 17:05:00	66	62	63	
21/11/2015 17:10:00	69	65	65	
21/11/2015 17:15:00	69	63	65	
21/11/2015 17:20:00	70	66	69	
21/11/2015 17:25:00	68	65	65	
21/11/2015 17:30:00	70	65	66	66
21/11/2015 17:35:00	74	64	69	
21/11/2015 17:40:00	70	65	66	
21/11/2015 17:45:00	68	63	64	
21/11/2015 17:50:00	68	64	65	
21/11/2015 17:55:00	66	61	61	
21/11/2015 18:00:00	59	58	58	63
21/11/2015 18:05:00	60	56	57	
21/11/2015 18:10:00	65	62	63	
21/11/2015 18:15:00	66	61	64	
21/11/2015 18:20:00	64	62	63	
21/11/2015 18:25:00	67	65	65	
21/11/2015 18:30:00	69	64	68	68
21/11/2015 18:35:00	67	61	62	
21/11/2015 18:40:00	72	65	69	

Station: NM6-House No.1, Sha Lo Wan

Start time	dB(A)			
	$L_{10\ (5mins)}$	$L_{90\ (5mins)}$	$L_{eq(5mins)}$	$L_{eq(30mins)}$
21/11/2015 18:45:00	65	60	62	
21/11/2015 18:50:00	74	65	70	
21/11/2015 18:55:00	72	66	69	
23/11/2015 07:00:00	55	52	52	55
23/11/2015 07:05:00	54	51	51	
23/11/2015 07:10:00	58	55	56	
23/11/2015 07:15:00	55	54	55	
23/11/2015 07:20:00	57	55	56	
23/11/2015 07:25:00	58	55	56	
23/11/2015 07:30:00	58	56	58	64
23/11/2015 07:35:00	62	61	61	
23/11/2015 07:40:00	64	62	63	
23/11/2015 07:45:00	61	60	60	
23/11/2015 07:50:00	64	59	61	
23/11/2015 07:55:00	72	65	69	
23/11/2015 08:00:00	71	65	65	71
23/11/2015 08:05:00	72	70	71	
23/11/2015 08:10:00	71	67	69	
23/11/2015 08:15:00	75	69	74	
23/11/2015 08:20:00	71	69	70	
23/11/2015 08:25:00	73	68	71	
23/11/2015 08:30:00	74	69	73	70
23/11/2015 08:35:00	69	65	65	
23/11/2015 08:40:00	72	66	70	
23/11/2015 08:45:00	70	66	67	
23/11/2015 08:50:00	76	67	72	
23/11/2015 08:55:00	68	64	65	
23/11/2015 09:00:00	59	58	59	71
23/11/2015 09:05:00	71	65	67	
23/11/2015 09:10:00	73	69	70	
23/11/2015 09:15:00	74	68	72	
23/11/2015 09:20:00	73	68	72	
23/11/2015 09:25:00	76	70	73	
23/11/2015 09:30:00	73	67	69	71
23/11/2015 09:35:00	69	65	67	
23/11/2015 09:40:00	67	64	66	
23/11/2015 09:45:00	75	71	73	
23/11/2015 09:50:00	74	72	72	
23/11/2015 09:55:00	77	72	74	
23/11/2015 10:00:00	68	64	65	73
23/11/2015 10:05:00	73	67	70	
23/11/2015 10:10:00	73	69	70	
23/11/2015 10:15:00	75	71	74	
23/11/2015 10:20:00	76	70	74	
23/11/2015 10:25:00	78	72	76	
23/11/2015 10:30:00	75	71	72	72
23/11/2015 10:35:00	77	70	73	
23/11/2015 10:40:00	74	68	70	
23/11/2015 10:45:00	74	67	70	
23/11/2015 10:50:00	77	74	74	
23/11/2015 10:55:00	76	71	74	

Station: NM6-House No.1, Sha Lo Wan

Start time	dB(A)			
	$L_{10\ (5mins)}$	$L_{90\ (5mins)}$	$L_{eq(5mins)}$	$L_{eq(30mins)}$
23/11/2015 11:00:00	76	69	72	70
23/11/2015 11:05:00	71	70	70	
23/11/2015 11:10:00	69	65	66	
23/11/2015 11:15:00	60	60	60	
23/11/2015 11:20:00	70	69	69	
23/11/2015 11:25:00	76	68	72	
23/11/2015 11:30:00	75	69	71	72
23/11/2015 11:35:00	72	67	70	
23/11/2015 11:40:00	75	69	72	
23/11/2015 11:45:00	77	70	73	
23/11/2015 11:50:00	73	68	71	
23/11/2015 11:55:00	76	69	72	
23/11/2015 12:00:00	72	68	70	73
23/11/2015 12:05:00	77	67	73	
23/11/2015 12:10:00	73	67	68	
23/11/2015 12:15:00	78	70	75	
23/11/2015 12:20:00	76	68	73	
23/11/2015 12:25:00	76	68	73	
23/11/2015 12:30:00	75	67	72	72
23/11/2015 12:35:00	76	68	74	
23/11/2015 12:40:00	71	64	68	
23/11/2015 12:45:00	74	66	71	
23/11/2015 12:50:00	75	67	72	
23/11/2015 12:55:00	76	68	72	
23/11/2015 13:00:00	70	63	66	71
23/11/2015 13:05:00	71	65	68	
23/11/2015 13:10:00	74	67	70	
23/11/2015 13:15:00	76	67	72	
23/11/2015 13:20:00	76	70	73	
23/11/2015 13:25:00	75	70	72	
23/11/2015 13:30:00	75	69	74	72
23/11/2015 13:35:00	74	68	72	
23/11/2015 13:40:00	76	68	73	
23/11/2015 13:45:00	76	69	73	
23/11/2015 13:50:00	73	66	71	
23/11/2015 13:55:00	73	67	72	
23/11/2015 14:00:00	74	67	71	72
23/11/2015 14:05:00	74	68	71	
23/11/2015 14:10:00	76	68	73	
23/11/2015 14:15:00	76	69	73	
23/11/2015 14:20:00	75	68	72	
23/11/2015 14:25:00	73	70	71	
23/11/2015 14:30:00	67	63	65	73
23/11/2015 14:35:00	78	70	74	
23/11/2015 14:40:00	79	71	76	
23/11/2015 14:45:00	75	69	72	
23/11/2015 14:50:00	75	70	73	
23/11/2015 14:55:00	73	68	70	
23/11/2015 15:00:00	74	70	70	72
23/11/2015 15:05:00	77	69	74	
23/11/2015 15:10:00	76	69	73	

Station: NM6-House No.1, Sha Lo Wan

Start time	dB(A)			
	$L_{10\ (5mins)}$	$L_{90\ (5mins)}$	$L_{eq(5mins)}$	$L_{eq(30mins)}$
23/11/2015 15:15:00	73	67	71	
23/11/2015 15:20:00	75	67	72	
23/11/2015 15:25:00	75	69	73	
23/11/2015 15:30:00	74	70	72	71
23/11/2015 15:35:00	62	57	59	
23/11/2015 15:40:00	75	67	72	
23/11/2015 15:45:00	70	66	66	
23/11/2015 15:50:00	77	70	74	
23/11/2015 15:55:00	75	68	72	
23/11/2015 16:00:00	73	68	71	72
23/11/2015 16:05:00	73	67	70	
23/11/2015 16:10:00	75	70	72	
23/11/2015 16:15:00	74	71	73	
23/11/2015 16:20:00	76	69	73	
23/11/2015 16:25:00	74	70	72	
23/11/2015 16:30:00	74	67	73	72
23/11/2015 16:35:00	73	66	71	
23/11/2015 16:40:00	72	67	70	
23/11/2015 16:45:00	77	70	73	
23/11/2015 16:50:00	76	69	72	
23/11/2015 16:55:00	76	69	74	
23/11/2015 17:00:00	75	72	74	73
23/11/2015 17:05:00	75	69	74	
23/11/2015 17:10:00	72	66	70	
23/11/2015 17:15:00	76	70	74	
23/11/2015 17:20:00	76	67	73	
23/11/2015 17:25:00	77	69	75	
23/11/2015 17:30:00	74	67	72	73
23/11/2015 17:35:00	78	68	75	
23/11/2015 17:40:00	75	70	73	
23/11/2015 17:45:00	79	70	73	
23/11/2015 17:50:00	76	69	73	
23/11/2015 17:55:00	73	66	70	
23/11/2015 18:00:00	75	68	74	73
23/11/2015 18:05:00	75	68	74	
23/11/2015 18:10:00	72	66	71	
23/11/2015 18:15:00	72	68	71	
23/11/2015 18:20:00	75	70	73	
23/11/2015 18:25:00	76	67	74	
23/11/2015 18:30:00	77	68	74	73
23/11/2015 18:35:00	75	68	73	
23/11/2015 18:40:00	76	69	74	
23/11/2015 18:45:00	73	66	68	
23/11/2015 18:50:00	73	67	70	
23/11/2015 18:55:00	77	71	75	
24/11/2015 07:00:00	54	51	52	53
24/11/2015 07:05:00	52	50	51	
24/11/2015 07:10:00	55	51	52	
24/11/2015 07:15:00	53	51	52	
24/11/2015 07:20:00	54	52	54	
24/11/2015 07:25:00	57	54	55	

Station: NM6-House No.1, Sha Lo Wan

Start time	dB(A)			
	$L_{10\ (5mins)}$	$L_{90\ (5mins)}$	$L_{eq(5mins)}$	$L_{eq(30mins)}$
24/11/2015 07:30:00	60	58	59	60
24/11/2015 07:35:00	63	60	61	
24/11/2015 07:40:00	59	58	58	
24/11/2015 07:45:00	60	59	59	
24/11/2015 07:50:00	65	61	62	
24/11/2015 07:55:00	65	60	61	
24/11/2015 08:00:00	72	67	69	70
24/11/2015 08:05:00	70	66	68	
24/11/2015 08:10:00	75	70	74	
24/11/2015 08:15:00	72	65	67	
24/11/2015 08:20:00	74	70	72	
24/11/2015 08:25:00	70	67	67	
24/11/2015 08:30:00	73	67	71	70
24/11/2015 08:35:00	73	71	71	
24/11/2015 08:40:00	76	71	72	
24/11/2015 08:45:00	73	68	70	
24/11/2015 08:50:00	73	68	70	
24/11/2015 08:55:00	71	66	67	
24/11/2015 09:00:00	74	70	72	71
24/11/2015 09:05:00	71	68	69	
24/11/2015 09:10:00	75	70	71	
24/11/2015 09:15:00	72	69	70	
24/11/2015 09:20:00	75	72	73	
24/11/2015 09:25:00	73	70	71	
24/11/2015 09:30:00	78	71	75	71
24/11/2015 09:35:00	72	67	70	
24/11/2015 09:40:00	72	70	71	
24/11/2015 09:45:00	74	65	70	
24/11/2015 09:50:00	74	67	71	
24/11/2015 09:55:00	71	67	67	
24/11/2015 10:00:00	70	67	68	69
24/11/2015 10:05:00	72	66	69	
24/11/2015 10:10:00	60	59	59	
24/11/2015 10:15:00	72	68	71	
24/11/2015 10:20:00	73	69	69	
24/11/2015 10:25:00	73	70	71	
24/11/2015 10:30:00	70	66	68	69
24/11/2015 10:35:00	73	68	69	
24/11/2015 10:40:00	74	67	71	
24/11/2015 10:45:00	74	68	71	
24/11/2015 10:50:00	69	66	67	
24/11/2015 10:55:00	74	68	70	
24/11/2015 11:00:00	67	61	63	66
24/11/2015 11:05:00	68	62	64	
24/11/2015 11:10:00	65	61	63	
24/11/2015 11:15:00	68	64	64	
24/11/2015 11:20:00	67	64	66	
24/11/2015 11:25:00	71	68	71	
24/11/2015 11:30:00	70	67	67	68
24/11/2015 11:35:00	73	69	71	
24/11/2015 11:40:00	68	64	65	

Station: NM6-House No.1, Sha Lo Wan

Start time	dB(A)			
	$L_{10\ (5mins)}$	$L_{90\ (5mins)}$	$L_{eq(5mins)}$	$L_{eq(30mins)}$
24/11/2015 11:45:00	70	66	67	
24/11/2015 11:50:00	67	66	66	
24/11/2015 11:55:00	68	66	67	
24/11/2015 12:00:00	64	63	63	64
24/11/2015 12:05:00	64	60	62	
24/11/2015 12:10:00	68	65	65	
24/11/2015 12:15:00	71	65	67	
24/11/2015 12:20:00	66	62	64	
24/11/2015 12:25:00	64	59	61	
24/11/2015 12:30:00	62	59	60	63
24/11/2015 12:35:00	66	63	63	
24/11/2015 12:40:00	66	63	64	
24/11/2015 12:45:00	65	63	63	
24/11/2015 12:50:00	67	61	63	
24/11/2015 12:55:00	68	65	66	
24/11/2015 13:00:00	66	60	62	63
24/11/2015 13:05:00	67	61	62	
24/11/2015 13:10:00	68	63	64	
24/11/2015 13:15:00	66	62	63	
24/11/2015 13:20:00	65	61	62	
24/11/2015 13:25:00	66	60	62	
24/11/2015 13:30:00	63	61	62	65
24/11/2015 13:35:00	64	60	62	
24/11/2015 13:40:00	70	66	69	
24/11/2015 13:45:00	65	62	62	
24/11/2015 13:50:00	71	65	65	
24/11/2015 13:55:00	70	66	66	
24/11/2015 14:00:00	69	64	64	67
24/11/2015 14:05:00	66	64	64	
24/11/2015 14:10:00	65	62	62	
24/11/2015 14:15:00	69	66	68	
24/11/2015 14:20:00	69	67	67	
24/11/2015 14:25:00	76	69	72	
24/11/2015 14:30:00	68	65	66	69
24/11/2015 14:35:00	72	70	71	
24/11/2015 14:40:00	69	65	66	
24/11/2015 14:45:00	71	70	70	
24/11/2015 14:50:00	70	65	66	
24/11/2015 14:55:00	71	70	70	
24/11/2015 15:00:00	68	65	66	69
24/11/2015 15:05:00	72	68	69	
24/11/2015 15:10:00	72	68	70	
24/11/2015 15:15:00	68	65	66	
24/11/2015 15:20:00	73	70	72	
24/11/2015 15:25:00	73	70	70	
24/11/2015 15:30:00	78	69	74	70
24/11/2015 15:35:00	66	63	63	
24/11/2015 15:40:00	74	65	68	
24/11/2015 15:45:00	68	66	67	
24/11/2015 15:50:00	67	64	65	
24/11/2015 15:55:00	72	68	70	

Station: NM6-House No.1, Sha Lo Wan

Start time	dB(A)			
	$L_{10\ (5mins)}$	$L_{90\ (5mins)}$	$L_{eq(5mins)}$	$L_{eq(30mins)}$
24/11/2015 16:00:00	67	65	66	68
24/11/2015 16:05:00	67	64	65	
24/11/2015 16:10:00	68	64	65	
24/11/2015 16:15:00	69	65	66	
24/11/2015 16:20:00	74	70	72	
24/11/2015 16:25:00	68	65	65	
24/11/2015 16:30:00	75	68	70	69
24/11/2015 16:35:00	72	67	69	
24/11/2015 16:40:00	73	68	71	
24/11/2015 16:45:00	71	66	69	
24/11/2015 16:50:00	62	60	61	
24/11/2015 16:55:00	69	66	67	
24/11/2015 17:00:00	73	66	70	68
24/11/2015 17:05:00	69	63	67	
24/11/2015 17:10:00	69	67	68	
24/11/2015 17:15:00	71	70	70	
24/11/2015 17:20:00	67	63	64	
24/11/2015 17:25:00	63	61	63	
24/11/2015 17:30:00	64	59	60	66
24/11/2015 17:35:00	66	62	64	
24/11/2015 17:40:00	66	64	64	
24/11/2015 17:45:00	71	67	67	
24/11/2015 17:50:00	71	66	69	
24/11/2015 17:55:00	71	67	68	
24/11/2015 18:00:00	76	65	72	68
24/11/2015 18:05:00	68	62	66	
24/11/2015 18:10:00	70	64	67	
24/11/2015 18:15:00	70	65	68	
24/11/2015 18:20:00	71	69	69	
24/11/2015 18:25:00	66	63	64	
24/11/2015 18:30:00	65	61	62	65
24/11/2015 18:35:00	65	60	61	
24/11/2015 18:40:00	69	63	66	
24/11/2015 18:45:00	70	65	66	
24/11/2015 18:50:00	71	64	67	
24/11/2015 18:55:00	69	63	65	
25/11/2015 07:00:00	68	60	62	63
25/11/2015 07:05:00	65	60	62	
25/11/2015 07:10:00	67	63	66	
25/11/2015 07:15:00	67	66	66	
25/11/2015 07:20:00	63	58	60	
25/11/2015 07:25:00	58	53	54	
25/11/2015 07:30:00	64	58	62	65
25/11/2015 07:35:00	67	64	65	
25/11/2015 07:40:00	66	63	64	
25/11/2015 07:45:00	71	67	68	
25/11/2015 07:50:00	60	57	57	
25/11/2015 07:55:00	71	65	67	

Station: NM6-House No.1, Sha Lo Wan

Start time	dB(A)			
	$L_{10\ (5mins)}$	$L_{90\ (5mins)}$	$L_{eq(5mins)}$	$L_{eq(30mins)}$
25/11/2015 08:00:00	72	67	69	68
25/11/2015 08:05:00	69	63	63	
25/11/2015 08:10:00	72	64	69	
25/11/2015 08:15:00	68	64	65	
25/11/2015 08:20:00	73	67	70	
25/11/2015 08:25:00	72	68	69	
25/11/2015 08:30:00	76	67	71	69
25/11/2015 08:35:00	67	62	64	
25/11/2015 08:40:00	70	66	67	
25/11/2015 08:45:00	71	67	68	
25/11/2015 08:50:00	73	67	70	
25/11/2015 08:55:00	75	71	71	
25/11/2015 09:00:00	71	67	69	72
25/11/2015 09:05:00	75	69	72	
25/11/2015 09:10:00	75	70	72	
25/11/2015 09:15:00	74	71	72	
25/11/2015 09:20:00	76	70	72	
25/11/2015 09:25:00	74	70	73	
25/11/2015 09:30:00	75	70	73	72
25/11/2015 09:35:00	76	71	73	
25/11/2015 09:40:00	74	69	70	
25/11/2015 09:45:00	75	70	73	
25/11/2015 09:50:00	73	71	72	
25/11/2015 09:55:00	73	71	71	
25/11/2015 10:00:00	75	73	74	72
25/11/2015 10:05:00	73	69	70	
25/11/2015 10:10:00	77	73	74	
25/11/2015 10:15:00	72	70	71	
25/11/2015 10:20:00	73	71	72	
25/11/2015 10:25:00	76	70	72	
25/11/2015 10:30:00	74	68	72	72
25/11/2015 10:35:00	72	70	70	
25/11/2015 10:40:00	75	72	73	
25/11/2015 10:45:00	75	70	74	
25/11/2015 10:50:00	75	72	73	
25/11/2015 10:55:00	75	70	73	
25/11/2015 11:00:00	76	70	73	72
25/11/2015 11:05:00	76	72	72	
25/11/2015 11:10:00	72	68	69	
25/11/2015 11:15:00	72	68	68	
25/11/2015 11:20:00	74	72	72	
25/11/2015 11:25:00	77	73	74	
25/11/2015 11:30:00	71	69	71	73
25/11/2015 11:35:00	78	76	77	
25/11/2015 11:40:00	72	69	70	
25/11/2015 11:45:00	72	68	72	
25/11/2015 11:50:00	73	69	71	
25/11/2015 11:55:00	69	68	69	

Minimum	51	47	-	51
Maximum	89	79	-	77

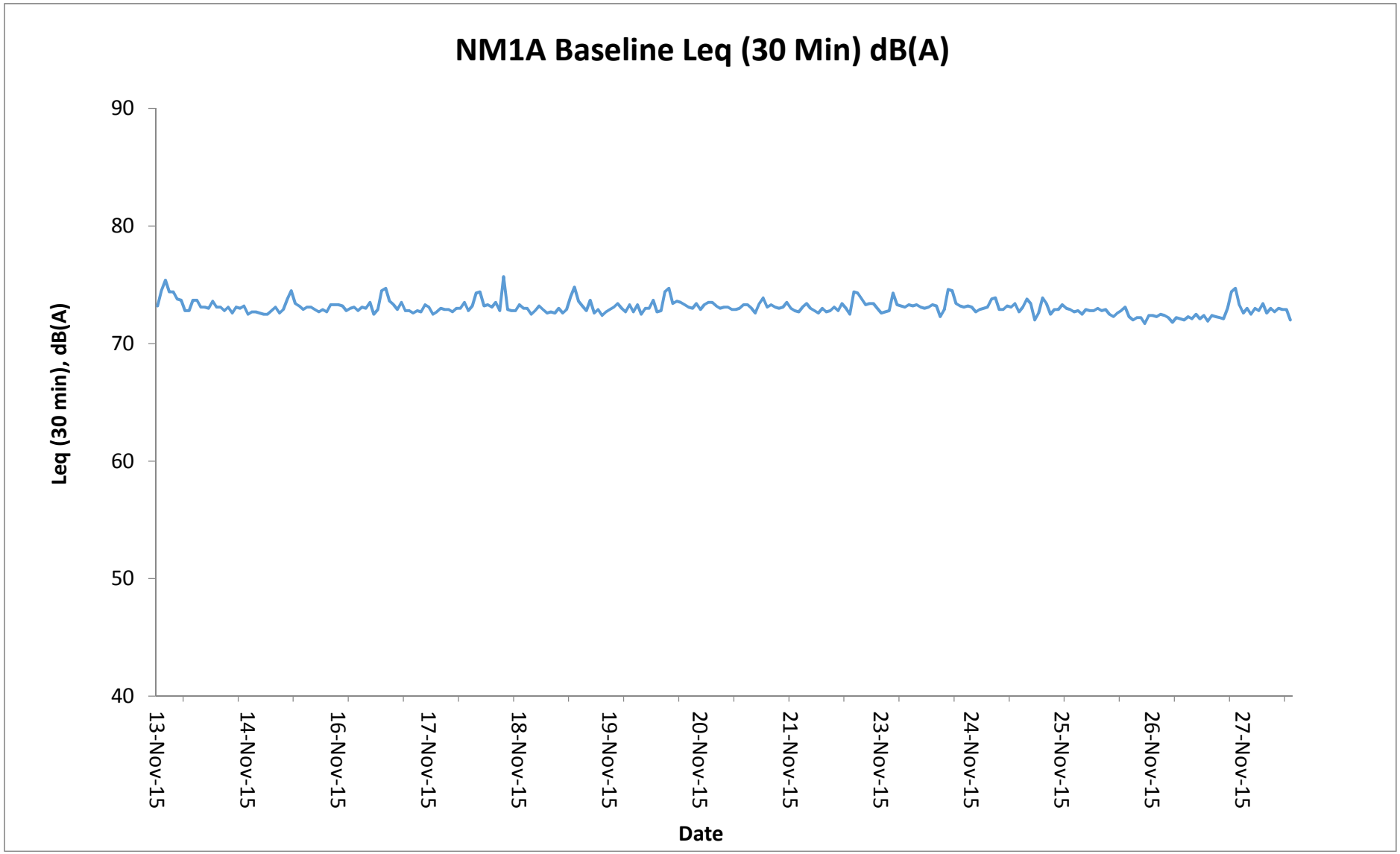
NM1A Baseline Leq (30 Min) dB(A)
Leq (30 min), dB(A)
90
80
70
60
50
40
13-Nov-15
14-Nov-15
16-Nov-15
17-Nov-15
18-Nov-15
19-Nov-15
20-Nov-15
21-Nov-15
23-Nov-15
24-Nov-15
25-Nov-15
26-Nov-15
27-Nov-15
Date

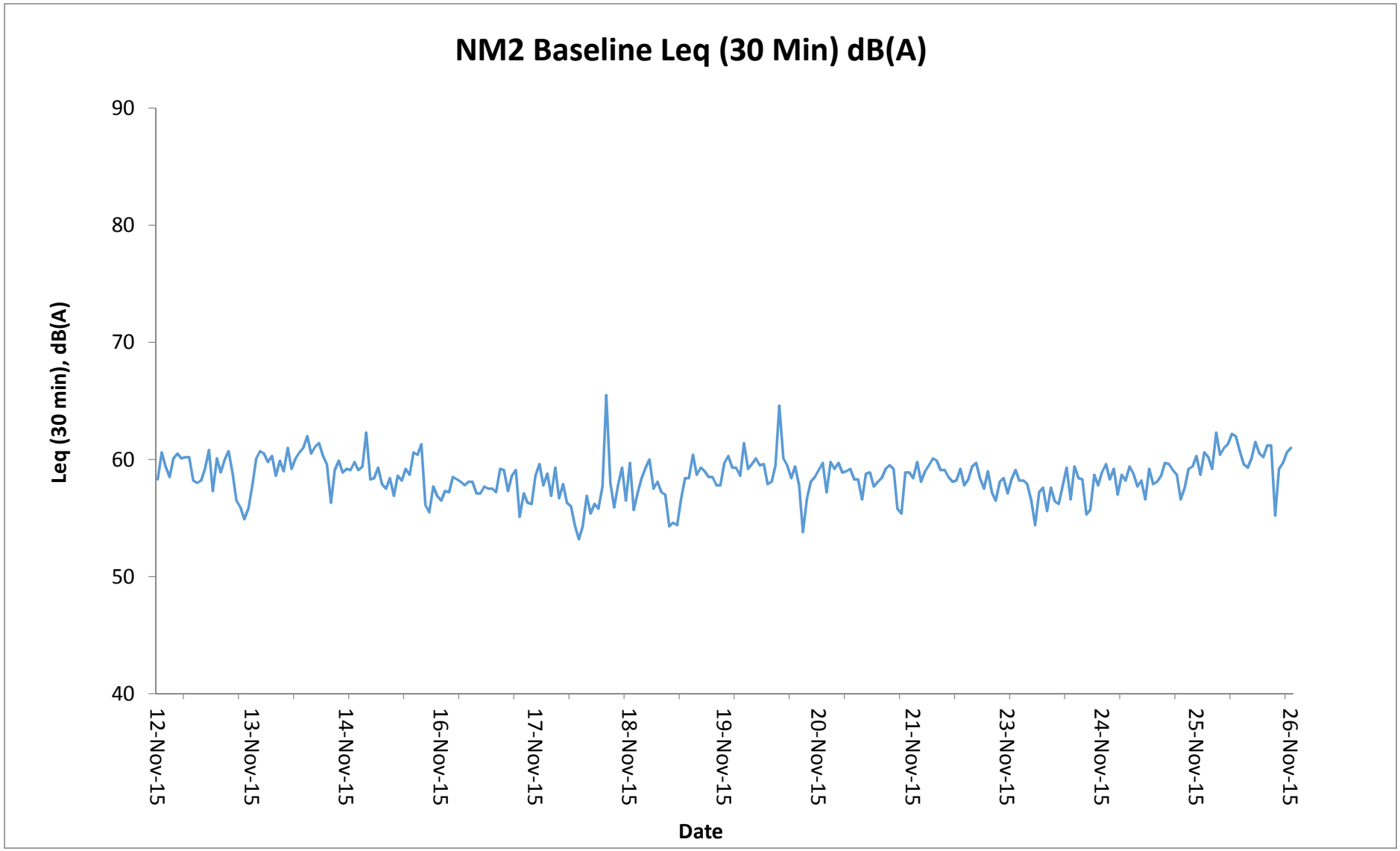
NM2 Baseline Leq (30 Min) dB(A)
Leq (30 min), dB(A)
90
80
70
60
50
40
12-Nov-15
13-Nov-15
14-Nov-15
16-Nov-15
17-Nov-15
18-Nov-15
19-Nov-15
20-Nov-15
21-Nov-15
23-Nov-15
24-Nov-15
25-Nov-15
26-Nov-15
Date

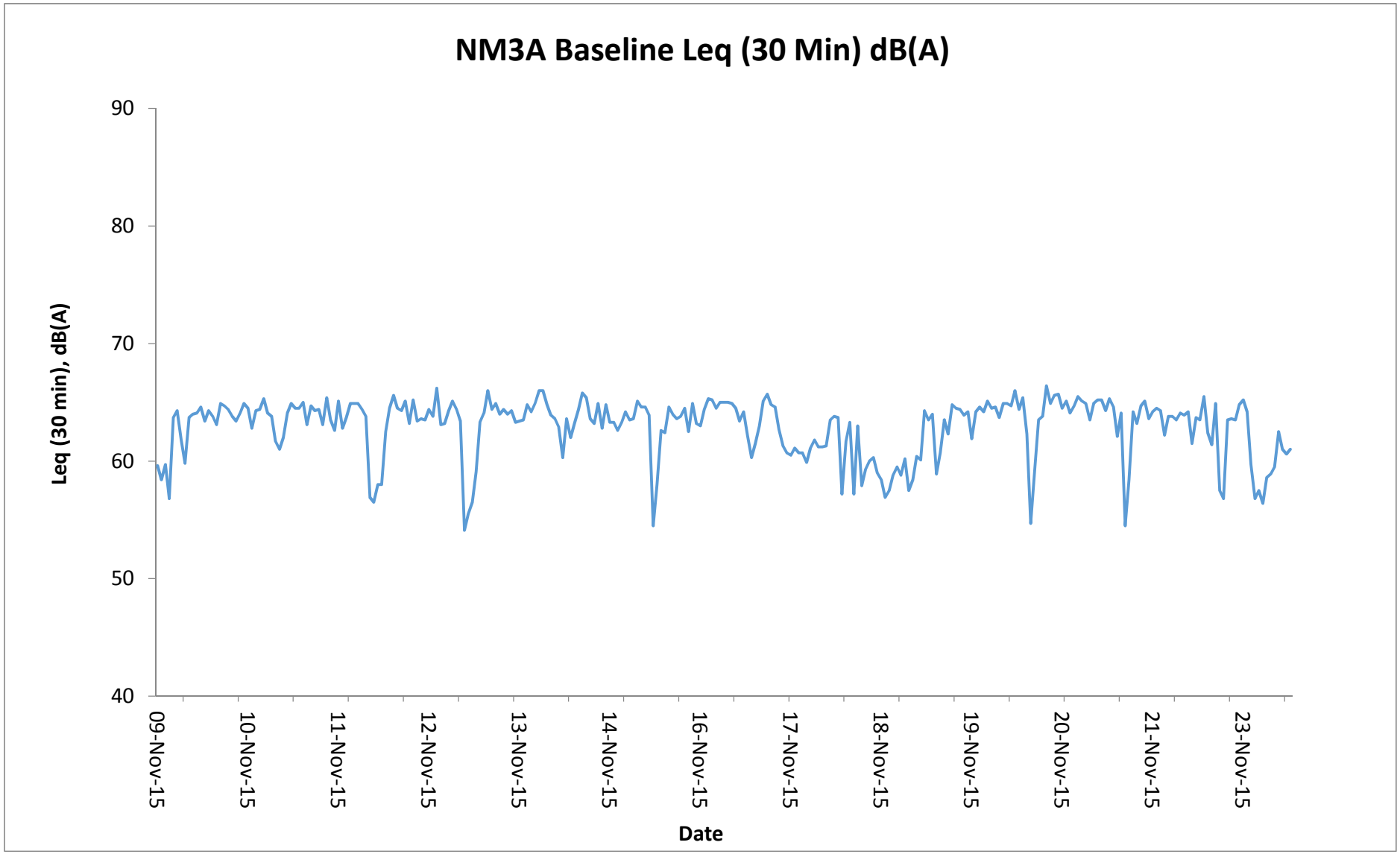
NM3A Baseline Leq (30 Min) dB(A)
Leq (30 min), dB(A)
90
80
70
60
50
40
09-Nov-15
10-Nov-15
11-Nov-15
12-Nov-15
13-Nov-15
14-Nov-15
16-Nov-15
17-Nov-15
18-Nov-15
19-Nov-15
20-Nov-15
21-Nov-15
23-Nov-15
Date

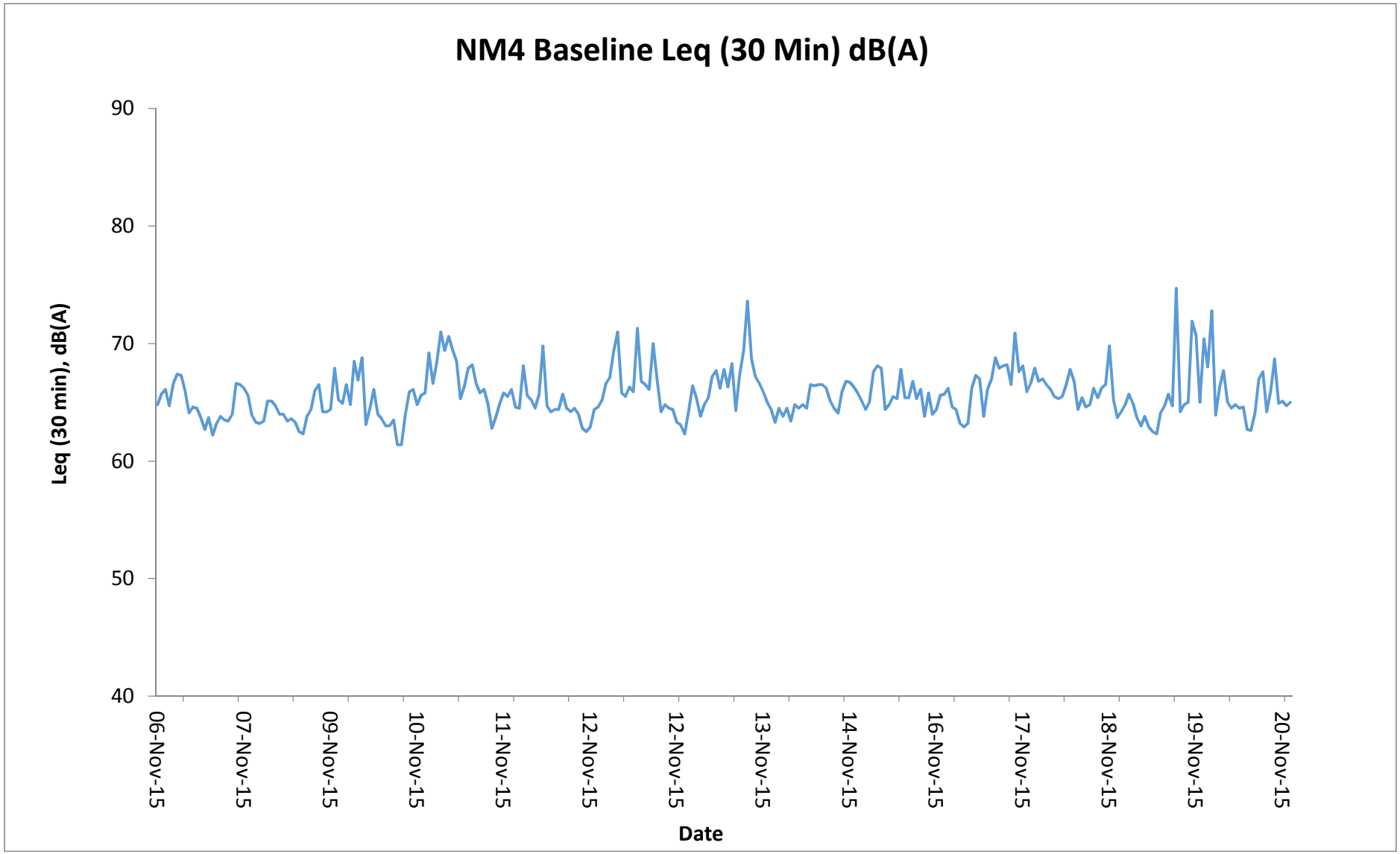
NM4 Baseline Leq (30 Min) dB(A)
Leq (30 min), dB(A)
90
80
70
60
50
40
06-Nov-15
07-Nov-15
09-Nov-15
10-Nov-15
11-Nov-15
12-Nov-15
12-Nov-15
13-Nov-15
14-Nov-15
16-Nov-15
17-Nov-15
18-Nov-15
19-Nov-15
20-Nov-15
Date

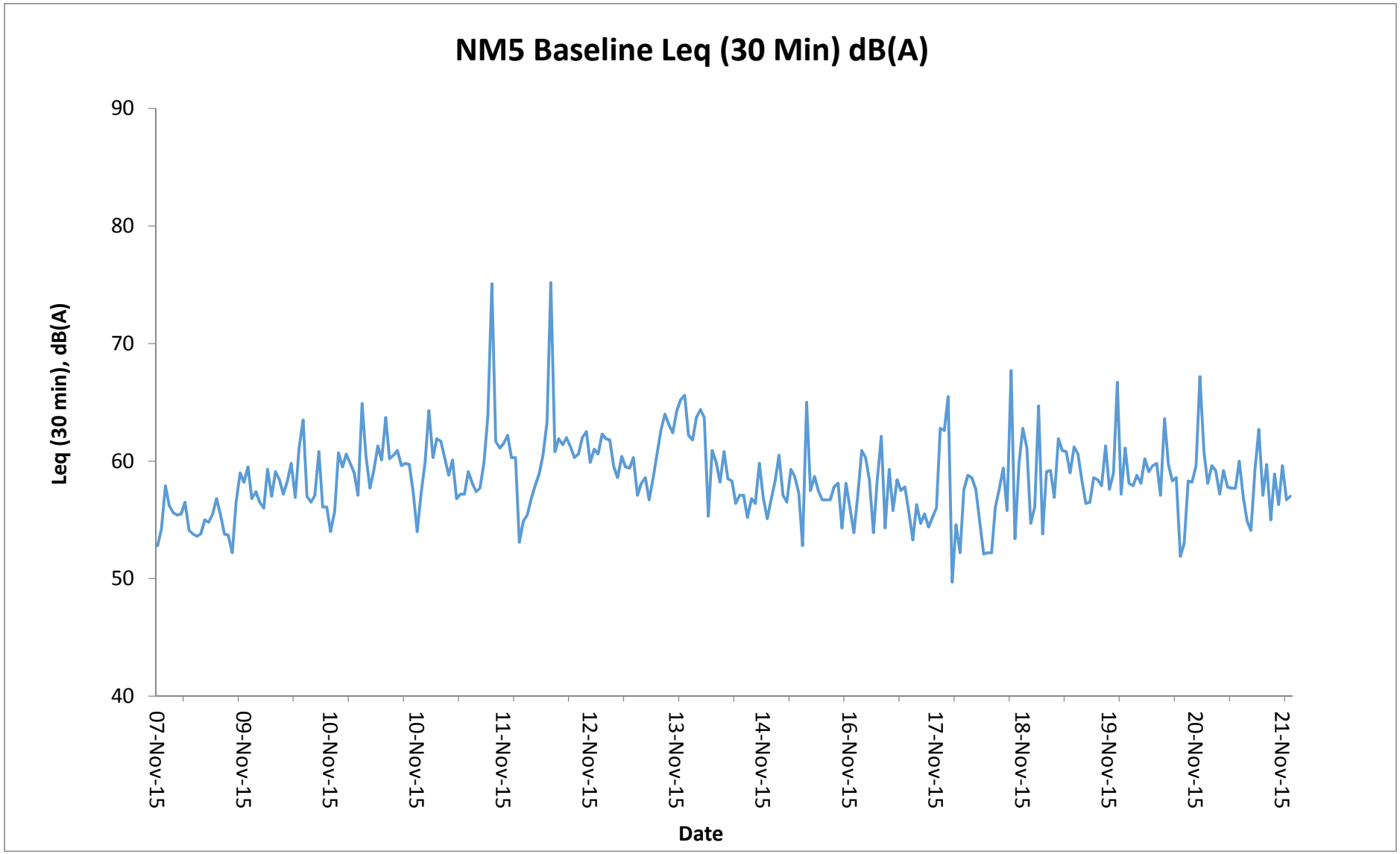
NM5 Baseline Leq (30 Min) dB(A)
Leq (30 min), dB(A)
90
80
70
60
50
40
07-Nov-15
09-Nov-15
10-Nov-15
10-Nov-15
11-Nov-15
12-Nov-15
13-Nov-15
14-Nov-15
16-Nov-15
17-Nov-15
18-Nov-15
19-Nov-15
20-Nov-15
21-Nov-15
Date

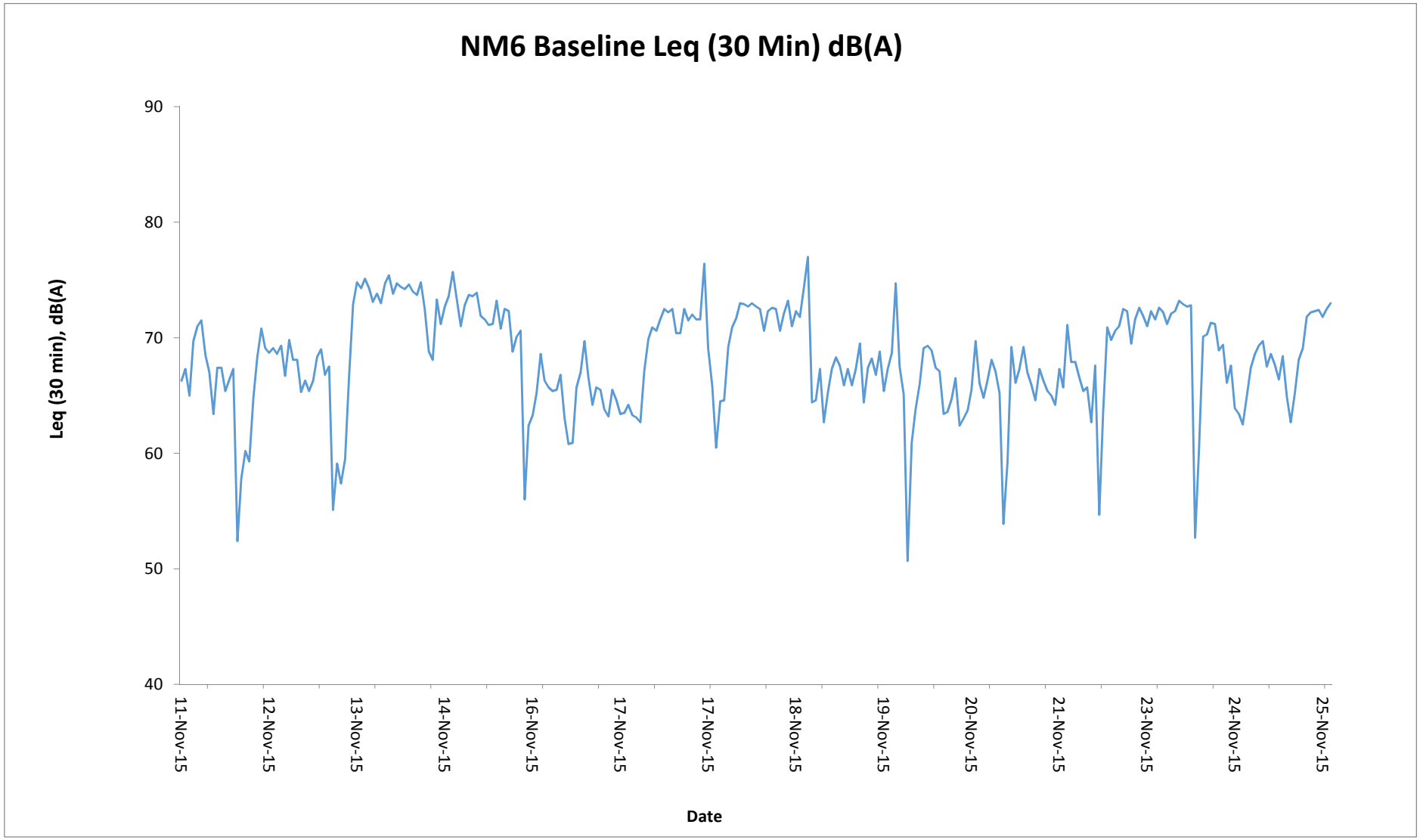
NM6 Baseline Leq (30 Min) dB(A)
Leq (30 min), dB(A)
90
80
70
60
50
40
11-Nov-15
12-Nov-15
13-Nov-15
14-Nov-15
16-Nov-15
17-Nov-15
17-Nov-15
18-Nov-15
19-Nov-15
20-Nov-15
21-Nov-15
23-Nov-15
24-Nov-15
25-Nov-15
Date

Appendix 5.1. Landscape Resources and Landscape Character Area Maps in the Approved EIA Report

LEGEND:

- PROJECT SITE BOUNDARY
- 500m LANDSCAPE STUDY AREA
- FUTURE DEVELOPMENT AREA
- BROAD AREAS OF IMPACT AT GROUND LEVEL FROM MAJOR COMPONENTS OF 3RS
- CLK/LR1 COASTAL WATERS OF NORTH LANTAU
- CLK/LR2 GRASS/TURF AREAS AROUND RUNWAYS AND VERGES
- CLK/LR3 LANDSCAPED AREAS AROUND EXISTING AIRPORT BUILDINGS
- CLK/LR4A ROADSIDE VEGETATION – AMENITY PLANTING
- CLK/LR4B ROADSIDE VEGETATION ON MODIFIED SLOPES
- CLK/LR5 NATURAL COASTLINE
- CLK/LR6 AMENITY/COMPENSATORY PLANTING ON HKBCF/HKLR
- CLK/LR7 STREAMS
- CLK/LR8 AGRICULTURAL LAND
- CLK/LR9 NATURAL ROCKY AND SANDY SHORE WITH MANGROVE/ MUDFLAT
- CLK/LR10A COASTAL WOODLAND AND SCRUBLAND ON NORTH LANTAU
- CLK/LR10B COASTAL WOODLAND AND SCRUBLAND ON SCENIC HILL
- CLK/LR11 AMENITY PLANTING IN URBAN PARK
- CLK/LR12 GRASSLAND/SCRUB ON VACANT LAND
- CLK/LR13 ARTIFICAL/MAN-MADE COASTLINE

NOTE:
BUILT AREA HAVE NOT BEEN INCLUDED AS A LANDSCAPE RESOURCE

SHA CHAU AND LUNG KWU CHAU MARINE PARK

HKSAR BOUNDARY

BLOW UP PLAN, REFER MCL/P132/EIA/15-003.2

BLOW UP PLAN, REFER MCL/P132/EIA/15-003.4

BLOW UP PLAN, REFER MCL/P132/EIA/15-003.3

PROPOSED TUNG CHUNG EAST NEW TOWN EXTENSION

PROPOSED TUNG CHUNG WEST NEW TOWN EXTENSION

0 300 600 900 1200 1500 m

1 : 30 000 SCALE BAR

Copyright in this document and all proprietary rights in the information it contains belong to the AA. It is a condition of the supply of this document, in whatever form, that the recipient shall hold it in confidence and shall not duplicate or otherwise reproduce it in whole or in part, nor disclose its contents without the written consent of the AA.

Rev.	Date	Description	Checked
E	21JAN14	GENERAL REVISION	AD
F	06FEB14	GENERAL REVISION	AD
G	20FEB14	GENERAL REVISION	AD
H	12MAR14	GENERAL REVISION	AD
I	24MAR14	GENERAL REVISION	AD

香港國際機場 HONG KONG INTERNATIONAL AIRPORT
Airport Authority Hong Kong, Sky Plaza Road, Hong Kong International Airport, Lantau, Hong Kong
Tel: (852) 2188 7111 Fax: (852) 2824 0757

Mott MacDonald
In association with
ARUP
Atkins China Limited
Clymene Enterprises
Deltares
Ecosystems Limited
SDA Marine Limited
Urbis Limited
URS Limited

Title

LANDSCAPE RESOURCES – CHEK LAP KOK

Consultant's Signatures for Approval		Date
Design	PL	24MAR14
Checkers	TL	24MAR14
Design Supervisor		
Authorised Representative	AD	24MAR14

EXPANSION OF HONG KONG INTERNATIONAL AIRPORT INTO A THREE-RUNWAY SYSTEM

Drawing No. MCL / P132 / EIA / 15-003.1

Scale at A3 30000

Rev. I

Filename: I:\MC15\DGN-GA\MCL_P132_EIA_15-003.1.dgn

LEGEND:

- PROJECT SITE BOUNDARY
- 500m LANDSCAPE STUDY AREA
- FUTURE DEVELOPMENT AREA
- BROAD AREAS OF IMPACT AT GROUND LEVEL FROM MAJOR COMPONENTS OF 3RS
- CLK/LR1 COASTAL WATERS OF NORTH LANTAU
- CLK/LR2 GRASS/TURF AREAS AROUND RUNWAYS AND VERGES
- CLK/LR3 LANDSCAPED AREAS AROUND EXISTING AIRPORT BUILDINGS
- CLK/LR4A ROADSIDE VEGETATION – AMENITY PLANTING
- CLK/LR4B ROADSIDE VEGETATION ON MODIFIED SLOPES
- CLK/LR5 NATURAL COASTLINE
- CLK/LR6 AMENITY/COMPENSATORY PLANTING ON HKBCF/HKLR
- CLK/LR7 STREAMS
- CLK/LR8 AGRICULTURAL LAND
- CLK/LR9 NATURAL ROCKY AND SANDY SHORE WITH MANGROVE/ MUDFLAT
- CLK/LR10A COASTAL WOODLAND AND SCRUBLAND ON NORTH LANTAU
- CLK/LR10B COASTAL WOODLAND AND SCRUBLAND ON SCENIC HILL
- CLK/LR11 AMENITY PLANTING IN URBAN PARK
- CLK/LR12 GRASSLAND/SCRUB ON VACANT LAND
- CLK/LR13 ARTIFICAL/MAN-MADE COASTLINE

0 200 400 m

1 : 10000 SCALE BAR

CLK/LR1

CLK/LR5

CLK/LR13

CLK/LR2

CLK/LR4B

CLK/LR3

CLK/LR12

CLK/LR4A

CLK/LR2

CLK/LR1

CLK/LR6

NOTE:
BUILT AREA HAVE NOT BEEN INCLUDED AS A LANDSCAPE RESOURCE

Copyright in this document and all proprietary rights in the information it contains belong to the AA. It is a condition of the supply of this document, in whatever form, that the recipient shall hold it in confidence and shall not duplicate or otherwise reproduce it in whole or in part, nor disclose its contents without the written consent of the AA.

Rev.	Date	Description	Checked
C	22NOV13	GENERAL REVISION	AD
D	21JAN14	GENERAL REVISION	AD
E	06FEB14	GENERAL REVISION	AD
F	12MAR14	GENERAL REVISION	AD
G	24MAR14	GENERAL REVISION	AD

香港國際機場 HONG KONG INTERNATIONAL AIRPORT
Airport Authority Hulk Tower, I Sky Plaza Road, Hong Kong International Airport Lantau, Hong Kong
Tel: (852) 2188 7111 Fax: (852) 2804 0777

Mott MacDonald
In association with
ARUP
Atkins China Limited
Clymene Enterprises
Deltares
Ecosystems Limited
SDA Marine Limited
Urbis Limited
URS Limited

Title

LANDSCAPE RESOURCES (BLOW UP PLAN) – CHEK LAP KOK

Consultant's Signatures for Approval		Date
Design	PL	24MAR14
Checkers	TL	24MAR14
Design Supervisor		
Authorised Representative	AD	24MAR14

EXPANSION OF HONG KONG INTERNATIONAL AIRPORT INTO A THREE-RUNWAY SYSTEM

Drawing No. MCL / P132 / EIA / 15-003.2

Scale at A3 10000

Rev. G

Filename: I:\MC15\DGN-GA\MCL_P132_EIA_15-003.2.dgn

LEGEND:

- PROJECT SITE BOUNDARY
- 500m LANDSCAPE STUDY AREA
- FUTURE DEVELOPMENT AREA
- BROAD AREAS OF IMPACT AT GROUND LEVEL FROM MAJOR COMPONENTS OF 3RS
- CLK/LR1 COASTAL WATERS OF NORTH LANTAU
- CLK/LR2 GRASS/TURF AREAS AROUND RUNWAYS AND VERGES
- CLK/LR3 LANDSCAPED AREAS AROUND EXISTING AIRPORT BUILDINGS
- CLK/LR4A ROADSIDE VEGETATION – AMENITY PLANTING
- CLK/LR4B ROADSIDE VEGETATION ON MODIFIED SLOPES
- CLK/LR5 NATURAL COASTLINE
- CLK/LR6 AMENITY/COMPENSATORY PLANTING ON HKBCF/HKLR
- CLK/LR7 STREAMS
- CLK/LR8 AGRICULTURAL LAND
- CLK/LR9 NATURAL ROCKY AND SANDY SHORE WITH MANGROVE/ MUDFLAT
- CLK/LR10A COASTAL WOODLAND AND SCRUBLAND ON NORTH LANTAU
- CLK/LR10B COASTAL WOODLAND AND SCRUBLAND ON SCENIC HILL
- CLK/LR11 AMENITY PLANTING IN URBAN PARK
- CLK/LR12 GRASSLAND/SCRUB ON VACANT LAND
- CLK/LR13 ARTIFICAL/MAN-MADE COASTLINE

CLK/LR1
CLK/LR2
CLK/LR3
CLK/LR4A
CLK/LR4B
CLK/LR5
CLK/LR6
CLK/LR7
CLK/LR8
CLK/LR9
CLK/LR10A
CLK/LR10B
CLK/LR11
CLK/LR12
CLK/LR13
PROPOSED TUNG CHUNG EAST NEW TOWN EXTENSION
PROPOSED TUNG CHUNG WEST NEW TOWN EXTENSION
渡輪碼頭 Ferry Pier
AIRPORT RAILWAY
NORTH
WORKS AREA
KWO LO WAN VEHICLE STAGING AREA
ADDITIONAL AVIATION FUEL TANK FARM WORKS SITE AREAS
MTRC CABLE CAR
SECOND SEA CHANNEL BRIDGE (BY OTHERS)
NORTH LANTAU EXPRESSWAY (BY OTHERS)
RAILWAY BRIDGE (BY OTHERS)
AAT EXPANSION PHASE 1
AAT EXPANSION PHASE 2
CARGO TERMINAL II (AAT)
GROUND SUPPORT EQUIPMENT STORAGE AREA (GSE)
EXPRESS CARGO
CARGO TERMINAL 1 (CACTL)
AIRPORT FREIGHT FORWARDING CENTRE
TRADEPORT LOGISTICS CENTRE
AIRPORT HOTEL
AIRPORT CENTRE
POLICE COMPLEX
CATERING 1 (TEPCO)
CATERING 2 (LSG)
CATERING 3 (GSS)
AIRLINE MAINTENANCE SERVICES 1
AIRLINE MAINTENANCE SERVICES 2
AIRLINE MAINTENANCE SERVICES 3
AIRCRAFT MAINTENANCE AREA
AIRCRAFT PARKING AREA
AIRLINE FUEL TANK FARM
AIRCRAFT REFUELLER CALIBRATION
CHECK-IN
CARGO
COMBINED EXHAUST OUTLET TUNNEL
OUTFALL NO.1
OUTFALL NO.2
OUTFALL NO.3
SEWAGE PUMPING STATION NO.1
SEWAGE PUMPING STATION NO.2
SEWAGE PUMPING STATION NO.3
SEWAGE PUMPING STATION NO.4
SEWAGE PUMPING STATION NO.5
SEWAGE PUMPING STATION NO.6
SEWAGE PUMPING STATION NO.7
SEWAGE PUMPING STATION NO.8
SEWAGE PUMPING STATION NO.9
SEWAGE PUMPING STATION NO.10
SEWAGE PUMPING STATION

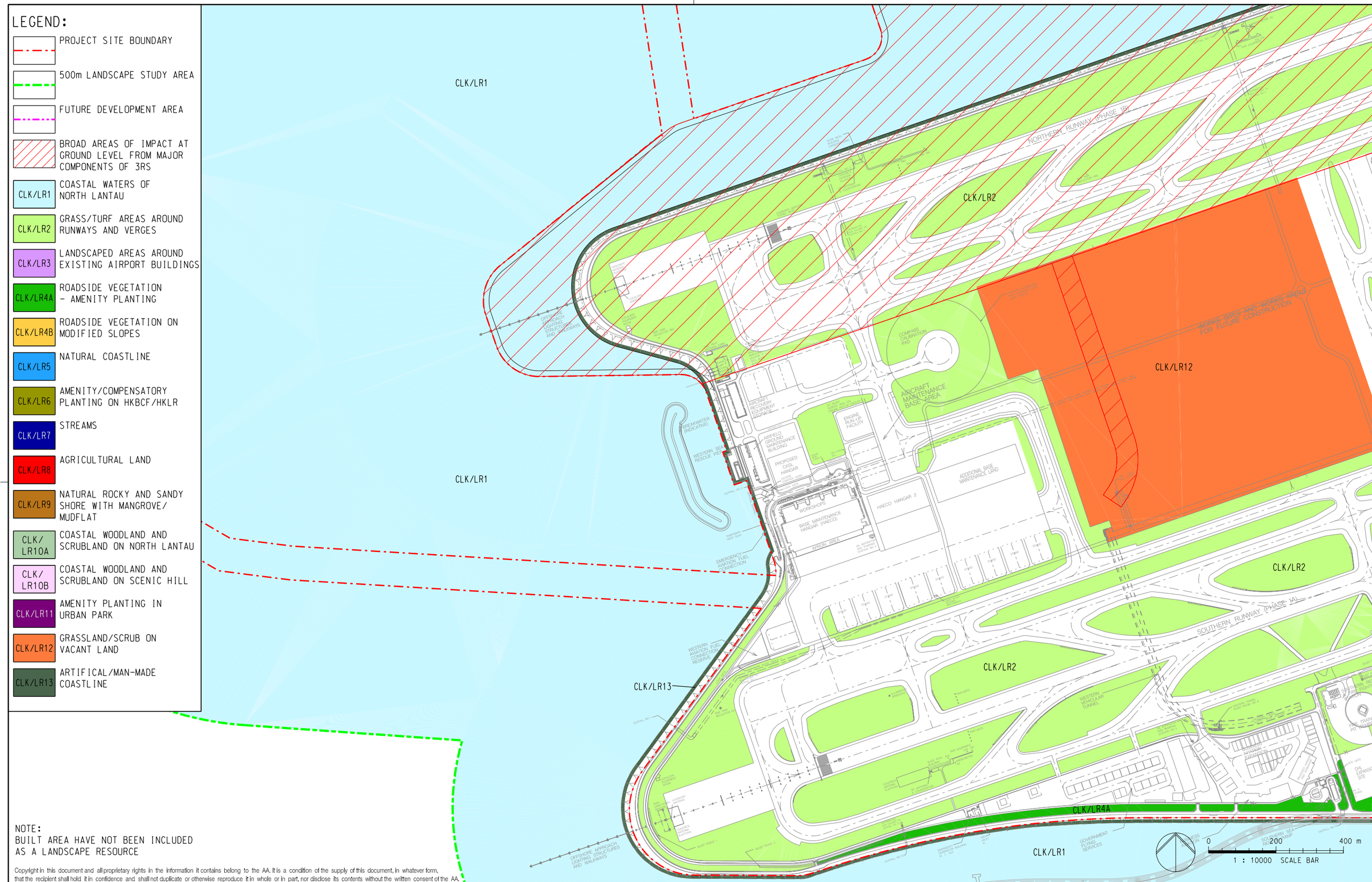

NOTE:
BUILT AREA HAVE NOT BEEN INCLUDED AS A LANDSCAPE RESOURCE

Copyright in this document and all proprietary rights in the information it contains belong to the AA. It is a condition of the supply of this document, in whatever form, that the recipient shall hold it in confidence and shall not duplicate or otherwise reproduce it in whole or in part, nor disclose its contents without the written consent of the AA.

Rev.	Date	Description	Checked
B	22NOV13	GENERAL REVISION	AD
C	21JAN14	GENERAL REVISION	AD
D	06FEB14	GENERAL REVISION	AD
E	12MAR14	GENERAL REVISION	AD
F	24MAR14	GENERAL REVISION	AD

香港國際機場 HONG KONG INTERNATIONAL AIRPORT
Airport Authority HKIA Tower, 1 Sky Plaza Road, Hong Kong International Airport, Lantau, Hong Kong
Tel: (852) 2188 7111 Fax: (852) 2824 0717

Mott MacDonald
In association with
ARUP
Atkins China Limited
Clymene Enterprises
Deltares
Ecosystems Limited
SDA Marine Limited
Urbis Limited
URS Limited

Title
LANDSCAPE RESOURCES (BLOW UP PLAN) – CHEK LAP KOK

Consultant's Signatures for Approval		Date
Design	PL	24MAR14
Checkers	TL	24MAR14
Design Supervisor		
Authorised Representative	AD	24MAR14

EXPANSION OF HONG KONG INTERNATIONAL AIRPORT INTO A THREE-RUNWAY SYSTEM

Drawing No. MCL / P132 / EIA / 15-003.4

Scale at A3 10000

Rev. F

Filename: I:\MC15\DGN-GA\MCL_P132_EIA_15-003.4.dgn

LEGEND:

- PROJECT SITE BOUNDARY
- 500m LANDSCAPE STUDY AREA
- FUTURE DEVELOPMENT AREA
- BROAD AREAS OF IMPACT AT GROUND LEVEL FROM MAJOR COMPONENTS OF 3RS
- CLK/LCA1 AIRPORT LANDSCAPE
- CLK/LCA2 INSHORE WATER LANDSCAPE
- CLK/LCA3 STRAIT LANDSCAPE
- CLK/LCA4A COASTAL UPLAND AND HILLSIDE LANDSCAPE- SHA LO WAN
- CLK/LCA4B COASTAL UPLAND AND HILLSIDE LANDSCAPE - SCENIC HILL
- CLK/LCA5 MIXED MODERN COMPREHENSIVE DEVELOPMENT LANDSCAPE
- CLK/LCA6 RURAL COASTAL PLAIN LANDSCAPE
- CLK/LCA7 TRANSPORTATION CORRIDOR LANDSCAPE
- CLK/LCA8 ON-GOING MAJOR DEVELOPMENT LANDSCAPE

SHA CHAU AND LUNG KWU CHAU MARINE PARK

HKSAR BOUNDARY

PROPOSED TUNG CHUNG EAST NEW TOWN EXTENSION

PROPOSED TUNG CHUNG WEST NEW TOWN EXTENSION

SHA LO WAN

TUNG CHUNG BAY

TUNG CHUNG

0 300 600 900 1200 1500 m

1 : 30 000 SCALE BAR

Copyright in this document and all proprietary rights in the information it contains belong to the AA. It is a condition of the supply of this document, in whatever form, that the recipient shall hold it in confidence and shall not duplicate or otherwise reproduce it in whole or in part, nor disclose its contents without the written consent of the AA.

Rev.	Date	Description	Checked
C	11SEP13	GENERAL REVISION	AD
D	17JAN14	GENERAL REVISION	AD
E	06FEB14	GENERAL REVISION	AD
F	20FEB14	GENERAL REVISION	AD
G	24MAR14	GENERAL REVISION	AD

香港國際機場 HONG KONG INTERNATIONAL AIRPORT
Airport Authority Hong Kong International Airport, Lantau, Hong Kong
Tel: (852) 2188 7111 Fax: (852) 2824 0777

Mott MacDonald
In association with
ARUP
Atkins China Limited
Clymene Enterprises
Deltares
Ecosystems Limited
SDA Marine Limited
Urbis Limited
URS Limited

Title

LANDSCAPE CHARACTER AREAS – CHEK LAP KOK

Consultant's Signatures for Approval		Date
Design	PL	24MAR14
Checkers	TL	24MAR14
Design Supervisor		
Authorised Representative	AD	24MAR14

EXPANSION OF HONG KONG INTERNATIONAL AIRPORT INTO A THREE-RUNWAY SYSTEM

Drawing No. MCL / P132 / EIA / 15-004

Scale at A3 30000

Rev. G

Filename: I:\MC15\DGN-GA\MCL_P132_EIA_15-004.dgn

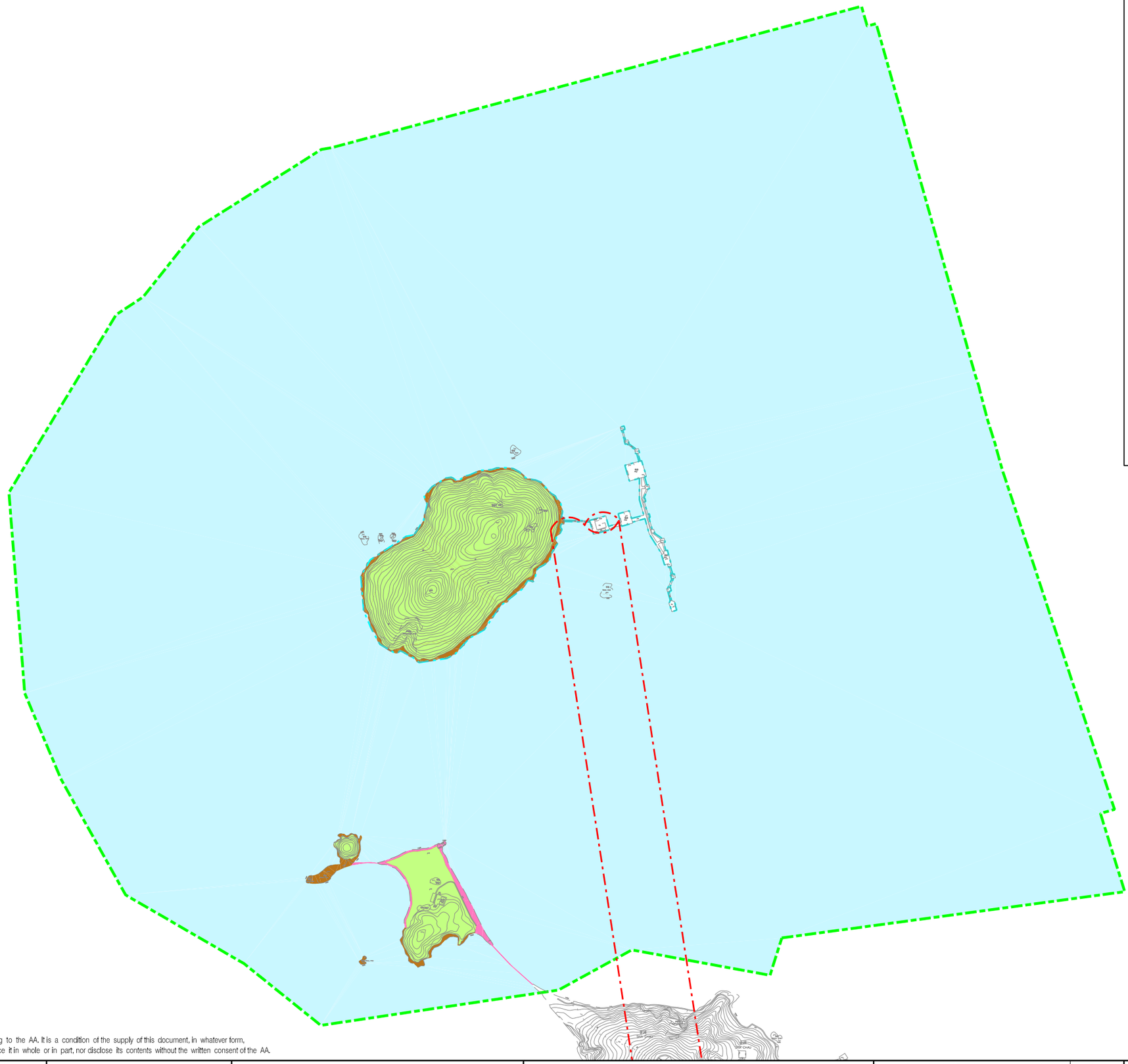

Copyright in this document and all proprietary rights in the information it contains belong to the AA. It is a condition of the supply of this document, in whatever form, that the recipient shall hold it in confidence and shall not duplicate or otherwise reproduce it in whole or in part, nor disclose its contents without the written consent of the AA.

Rev.	Date	Description	Checked
–	29APR13	FIRST ISSUE	AD
A	31AUG13	GENERAL REVISION	AD
B	17SEP13	GENERAL REVISION	AD
C	24MAR14	GENERAL REVISION	AD

香港國際機場 HONG KONG INTERNATIONAL AIRPORT
Airport Authority Hub, Tower I Sky Plaza Road, Hong Kong International Airport, Lantau, Hong Kong
Tel: (852) 2188 7111 Fax : (852) 2804 0777

Mott MacDonald
In association with
ARUP
Atkins China Limited
Clymene Enterprises
Deltares
Ecosystems Limited
SDA Marine Limited
Urbis Limited
URS Limited

Title

LANDSCAPE RESOURCES – SHA CHAU ISLANDS

Consultant's Signatures for Approval		Date
Design	PL	24MAR14
Checkers	TL	24MAR14
Design Supervisor		
Authorised Representative	AD	24MAR14

EXPANSION OF HONG KONG INTERNATIONAL AIRPORT INTO A THREE-RUNWAY SYSTEM

Drawing No.
MCL / P132 / EIA / 15–007

Scale at A3
6000

Rev.
C

Filename: I:\MC15\DGN-GA\MCL_P132_EIA_15-007.dgn

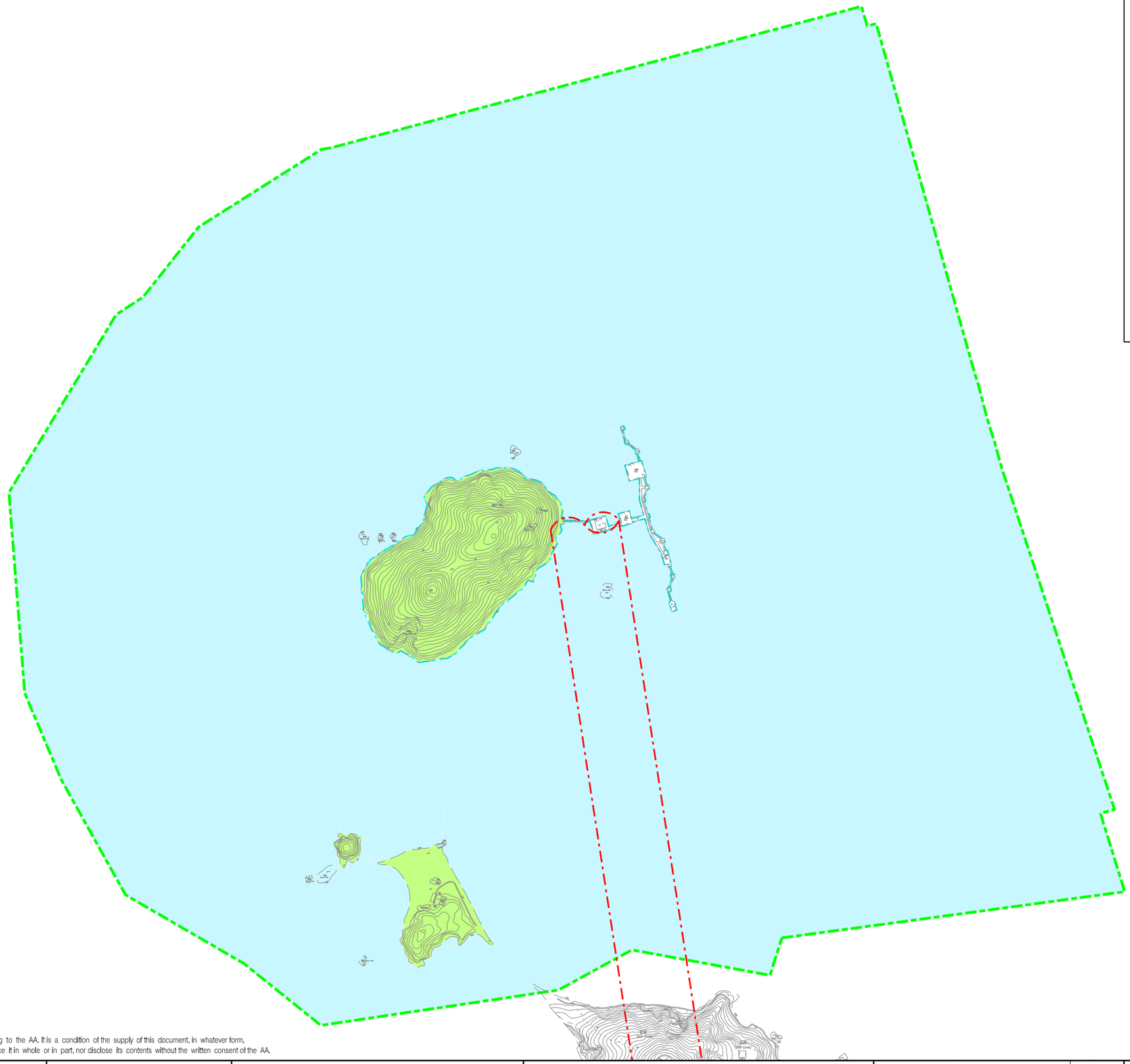

Copyright in this document and all proprietary rights in the information it contains belong to the AA. It is a condition of the supply of this document, in whatever form, that the recipient shall hold it in confidence and shall not duplicate or otherwise reproduce it in whole or in part, nor disclose its contents without the written consent of the AA.

Rev.	Date	Description	Checked
–	29APR13	FIRST ISSUE	AD
A	17SEP13	GENERAL REVISION	AD
B	24MAR14	GENERAL REVISION	AD

香港國際機場 HONG KONG INTERNATIONAL AIRPORT
Airport Authority Hong Kong, Tower I Sky Plaza Road, Hong Kong International Airport, Lantau, Hong Kong
Tel: (852) 2188 7111 Fax: (852) 2804 0777

Mott MacDonald
In association with
ARUP
Atkins China Limited
Clymene Enterprises
Deltares
Ecosystems Limited
SDA Marine Limited
Urbis Limited
URS Limited

Title

LANDSCAPE CHARACTER AREAS – SHA CHAU ISLANDS

Consultant's Signatures for Approval		Date
Design	PL	24MAR14
Checkers	TL	24MAR14
Design Supervisor		
Authorised Representative	AD	24MAR14

EXPANSION OF HONG KONG INTERNATIONAL AIRPORT INTO A THREE-RUNWAY SYSTEM

Drawing No. MCL / P132 / EIA / 15–008

Scale at A3 6000

Rev. B

Filename: I:\MC15\DGN-GA\MCL_P132_EIA_15-008.dgn

Appendix 5.2. Representative Photographs of Vegetation Types

Representative Photographs of Vegetation Types on Sheung Sha Chau Island



Secondary Woodland (SW)



Tall Shrubland (TS)

Representative Photographs of Vegetation Types on Airport Island



CLK/LR2 – Grass/Turf Areas around Runways and Verges



CLK/LR3 – Landscape Areas around Existing Airport Buildings



CLK/LR4A – Roadside Vegetation – Amenity Planting



CLK/4B – Roadside Vegetation on Modified Slopes



CLK/LR5 – Natural Coastline



CLK/LR10B – Coastal Woodland and Scrubland on Scenic Hill – Secondary Woodland (SW)



CLK/ LR10B – Coastal Woodland and Scrubland on Scenic Hill – Plantation Woodland (PW)



CLK/ LR10B – Coastal Woodland and Scrubland on Scenic Hill – Tall Shrubland (TS)



CLK/LR10B – Coastal Woodland and Scrubland on Scenic Hill – Shrubby Grassland (SG)



CLK-LR11 – Amenity Planting in Urban Park



CLK/LR12 – Grassland/Scrub on Vacant Land



CLK/LR13 – Artificial/Man-made Coastline

Appendix 5.3. Photographs showing the Landscape Character of the Site Area



SC/LCA1 – Island Landscape



CLK/LCA1 – Airport Landscape



CLK/LCA2 - Inshore Water Landscape



CLK/LCA4B – Coastal Upland and Hillside Landscape – Scenic Hill



CLK/LCA7 – Transportation Corridor Landscape



CLK/LCA8 – On-going Major Development Landscape